

# EAGLES



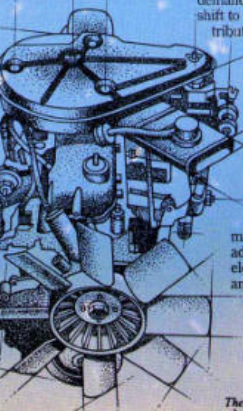
# HUSTLIN'!

Eagle is ready to take on the road...and then some! Long heralded for its inspired blend of luxury, four-wheel drive convenience and security, Eagle once again proves its title as a rugged performer and refined vehicle.

Its sophisticated automatic four-wheel drive system, Select Drive, allows the driver to shift on-the-fly from two- to four-wheel drive with the flick of a switch. There's no need to change gears or speeds

*Eagle's standard 4.2 litre 6-cylinder engine provides the power to take you where you want to go.*

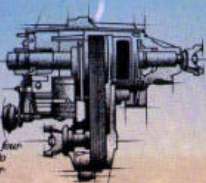
when shifting, and the four-wheel drive mode can be engaged indefinitely without excessive wear on drive components.



Under normal driving conditions in two-wheel drive, full engine power resides in the rear wheels to provide a smooth, confident ride. When road conditions demand solid traction, a shift to four-wheel drive distributes power to all four wheels, offering even greater performance and security.

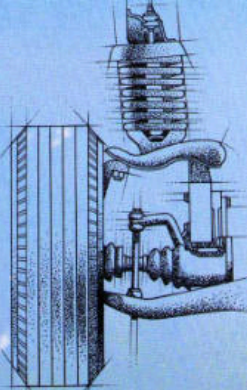
Powering this versatile vehicle is a 4.2 litre 6-cylinder engine, matched to a 5-speed gearbox. (A 3-speed automatic is optional.) In addition, advanced electronics monitor and control a variety of engine functions that result in improved operation and efficiency.

*The sophisticated Select Drive four-wheel drive system allows you to shift on-the-fly from two- to four-wheel drive at any speed.*



Eagle boasts an independent front suspension system with coil springs, telescoping shock absorbers and a large front stabilizer bar. The rear suspension features a live axle on computer-selected leaf springs and telescoping shock absorbers tailored to specific vehicle weight. For even more confidence on the road, there's an optional Extra-Duty Suspension Package that includes heavy-duty springs and shocks, plus unique front and rear sway bars.

Performance...style...security. That's Eagle for 1987. And it may be just what you're looking for.



*A rigid suspension system and P183 7.5R15 radials ensure a soft, comfortable ride.*



# RELAXIN'!

No matter where you're going, Eagle gets you there in style. Whether you choose the practical wagon or smart sedan, a spacious, well-appointed interior awaits you. In each, six adults can ride with ease and comfort.

Attention to detail is immediately apparent upon entering Eagle. Individually reclining front seats and a full-width rear bench seat are thickly padded and cov-

ered in premium vinyl or cloth, while thick carpet covers the floor and cargo area (wagon). Adding to Eagle sedan's distinctive design are a vinyl padded roof and opera windows.

Eagle's inviting interior is also very functional. The efficient instrument panel design makes all controls easy to read and within reach. An optional gauge package includes an electric clock and tachometer, as

well as oil, volt and vacuum gauges. Also available are optional cruise control, and power door locks and windows.

Further refinements can be found in Eagle Wagon Limited. It features meticulously tailored leather seats and plush carpeting, along with dual chrome remote control mirrors and wire wheel covers.

To add sportiness to elegance, opt for the Eagle Wagon Sport Package. It includes special blacked-out accent trim, silver "4x4" graphics, steel-belted radials, halogen headlamps and

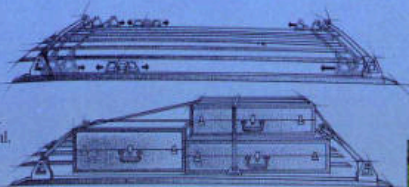


fog lamps, and an exclusive leather-wrapped sport steering wheel.

Let your quest for sporty join your passion for elegant —Eagle does it with flair!



# LOADIN'!



*An optional adjustable roof rack makes transferring cargo especially convenient.*

When it comes to carrying cargo, Eagle is a natural. In addition to the convenience of four doors and room for six, both wagon and sedan afford plenty of room for gear.

Swing up the wagon's easy-opening rear hatch and enter the spacious carpeted cargo area, complete with skid strips, retractable cover and lockable stowage compartment.

With the rear seat folded down, Eagle wagon offers a generous 57 cubic feet of cargo space, while Eagle sedan provides a generous 12.2 cubic feet of trunk space.



For even more convenience and versatility, Eagle wagon can be outfitted with an optional roof rack that adjusts to varying load sizes.

Fill it full of kids or cargo — there's always room for more. Whatever you've got to load, Eagle makes it easy!



# HAULIN'!

Superior technology and versatility make Eagle a dependable all-weather performer. And when it comes to trailering, you'll appreciate these traits even more.

Outstanding traction and control join Eagle's rugged build to make both wagon and sedan ideal for towing a variety of loads, and there are two optional trailering packages.

A Light-Duty Trailering Package for Class I trailers (up to 2,000 lbs.) includes bumper-mounted hitch, five-conector wiring harness and vehicle-to-trailer wiring kit. Recommended equipment includes an automatic transmission, 3.08 axle ratio, heavy-duty battery, automatic Load Leveler rear shock absorbers and maximum-duty cooling.

A Medium-Duty Trailering Package for Class II trailers (up to 3,500 lbs.)

includes equalizing hitch, seven-conector wiring harness, vehicle-to-trailer wiring kit and auxiliary transmission oil cooler. Required equipment includes an automatic transmission, 3.08 axle ratio, heavy-duty bat-

tery, automatic Load Leveler rear shock absorbers and maximum-duty cooling.

Match the security of four-wheel drive with a go-anywhere, do-anything attitude, and you've got Eagle—ready for hauling!

## DIMENSIONS & CAPACITIES

(Inches unless otherwise specified)

EXTERIOR	4-Dr. Sedan	4-Dr. Wagon
WHEELBASE	109.3	109.3
OVERALL LENGTH	180.9	180.9
OVERALL WIDTH	72.3	72.3
OVERALL HEIGHT	54.4	54.6
OVERHANG, Front	33.5	33.5
Rear	38.2	38.2
TRACK, Front	59.6	59.6
Rear	57.6	57.6
4WD Min. Ground Clearance	6.9	6.9
INTERIOR		
HEADROOM, Front	38.1	38.1
Rear	37.5	37.9
LEGROOM, Front	40.8	40.8
Rear	38.1	38.1
SHOULDER ROOM, Front	54.0	54.0
Rear	53.4	53.4
HIPROOM, Front	54.4	54.4
Rear	53.6	53.6
CARGO LIFTOVER HEIGHT	29.9	30.6
CAPACITIES		
CARGO VOLUME (cu. ft.)	12.3	57.0
FUEL CAPACITY (gal.)	22.0	22.0
TURNING DIAMETER (ft.)	37.2	37.2

## SPECIFICATIONS

**AXLE RATIOS** 2.73:1 with 5-speed manual transmission; 2.35:1 with automatic transmission (2.73:1 high alt.); 3.08 for trailer applications with automatic transmission.

### BRAKES

**Service:** Power-assisted, self-adjusting front disc/rear drum. Front discs incorporate low drag feature.

**Parking:** Foot pedal-operated; hand release; operates on rear service brakes; parking brake warning light.

### CURB WEIGHT

**Sedan:** 3391 lbs.

**Wagon:** 3425 lbs.

**ENGINE, STANDARD** In-line OHV 6-cylinder; 4.2 litre (258 CID) displacement; 3.75:1 compression ratio; 2-barrel carburetor; 7 main bearings; hydraulic valve lifters.

**4-WHEEL DRIVE SYSTEM** American Motors' exclusive shift-on-the-fly Select Drive 2-wheel drive/4-wheel drive system.


**STEERING** Recirculating ball-type; power-assisted.

### SUSPENSION

**Front:** Independent front suspension with coil springs; telescoping shock absorbers and large front stabilizer bar.

**Rear:** Live axle on co-spring-selected leaf springs and telescoping shock absorbers tailored to specific vehicle weight.

**TRANSMISSION** Fully synchronized, 5-speed manual overdrive with floor shift.



# PICKIN'

The performance and dependability of four-wheel drive. A sophisticated, soothing interior. The convenience of cargo space and superb trailering capabilities. Quite simply, Eagle's got it all.

Whether you choose Eagle wagon or sedan, you're making a very intelligent choice. Both come with an impressive list of standard features designed to give you maximum security and comfort. In addition, an

extensive list of optional features lets you equip your Eagle to suit your needs. Through the years, Eagle heritage has grown strong and proud. 1987 is no exception. Eagle truly is a breed apart.



LITHO IN USA 7/86  
FORM NO. 31-5424-S&W-05H  
SAFETY BELTS SAVE LIVES.

## 1987 EAGLE NEW VEHICLE LIMITED WARRANTY

All 1987 Eagle vehicles are covered by the 1987 AMC New Vehicle 12-month/12,000-mile Limited Warranty that offers extensive coverage of components on the vehicle.

Upon expiration of the new vehicle limited warranty, a number of specified engine and drivetrain components are covered against defects for an additional 12 months/12,000 miles. This powertrain coverage under the new vehicle limited warranty requires the owner to pay the first \$300 per repair visit for the repair or replacement of any covered items.

For additional information on warranty coverage and exclusions, consult your owner's manual.

American Motors Corporation offers long-term service contracts to buyers of both new and used Eagle vehicles.

The Service Security Plan<sup>SM</sup> means protection against major repair bills, car rental assistance, towing expense, unlimited claims, nationwide service and much more. A standard 3-year/50,000-mile plan and a deluxe 5-year/50,000-mile plan are available and are fully backed by American Motors Corporation. In addition, a 60-day trial period assures satisfaction or a full refund. For more information, see your local dealer.

Certain equipment, items and features illustrated or described in this catalog are optional at extra cost unless otherwise specified. This catalog contains information that is correct at the time of printing. However, American Motors reserves the right to discontinue or change specifications, models, equipment or prices at any time without incurring obligation.

## COLOR & TRIM

**BASE**  
MIST SILVER METALLIC  
AUTUMN BROWN METALLIC  
MOCHA DARK BROWN METALLIC  
QUINCE WHITE  
CLASSIC BLACK  
MEDIUM BLUE METALLIC  
GARNET METALLIC  
DARK BLUE METALLIC

## FEATURES & OPTIONS

F-SEDAN W-WAGON N-WAGON SPORT L-WAGON LIMITED

	F	W	N	L
<b>INTERIOR</b>	1	2	3	4
<b>CARGO AREA</b> Retractable cover	-	S	S	S
Strut strips	-	S	S	S
<b>CARPETING</b> Cargo area	-	S	S	S
Passenger compartment	S	S	S	S
Trunk	S	S	-	-
<b>CLOCK</b> Digital quartz, electric	S	S	S	S
<b>CONSOLE</b> Floor shift (requires parcel shelf)	S	S	X	X
Parcel shelf	X	X	S	S
<b>CONVENIENCE GROUP</b> Includes headlights-on warning buzzer, intermittent wipers, lighted view vanity mirror	X	X	X	X
<b>GAUGE PACKAGE</b> Includes electric clock, tachometer and oil, volt and vacuum gauges (requires floor shift console and parcel shelf)	X	X	X	X
<b>GLASS</b> Tinted—all windows	S	S	S	S
<b>HEADLINER/SUN VISORS</b> Fabric	S	S	S	S
<b>HOOD RELEASE</b> Inside	S	S	S	S
<b>INSTRUMENT PANEL</b> Woodgrain, center	S	S	S	S
<b>LIGHT GROUP</b> Includes glow box light, two courtesy lights, dome/map light, engine compartment light, trunk light (Sedan), lighted switch (Wagon), rear door switch	X	X	X	X
<b>MIRROR</b> Day-night mirror	S	S	S	S
<b>SEATS</b> Fold down, rear	-	S	S	-
Reclining, front, passenger vinyl	S	S	-	-
Reclining, front, leather	-	-	S	-
<b>STEERING WHEEL</b> Centers with woodgrain overlay	S	S	-	-
Leather-wrapped sport	X	X	X	X
Tilt	X	X	X	X
<b>STOWAGE COMPARTMENT</b> Lockable (Wagon floor)	-	S	S	-
Lockable glow box	S	S	S	S
<b>EXTERIOR</b>				
<b>BUMPERS</b> Black with front and rear guards	-	-	S	-
Guards, front and rear	X	X	X	X
Side wings, front and rear	S	S	S	S
<b>GRAPHICS</b> Blackhead treatment on grille, headlamp bezels, tail lamp lenses, door frames, "E" pillar, windshield and luggage surround, head, quarter windows, rear panels, wheel flares and other "X" flat on lower front	-	-	S	-
<b>GRAPHICS</b> Full lower body treatment on wheel opening moldings, rocker moldings with lower doors (sedan, sport cover)	S	S	-	-
<b>HEADLAMPS</b> Dual, rectangular	S	S	S	S
<b>MIRRORS</b> Left mirror, control, chrome	S	S	-	-
Right mirror, control, chrome	X	X	-	-
Left mirror, control, silver, black	-	-	S	-
Right mirror, control, silver, black	-	-	S	-
Left and right electric, remote control, chrome	X	X	-	-
<b>MOLDINGS</b> Belt and quarter window surround	S	S	-	-
Trim	S	S	S	S
Roof, bezels, black, color keyed to awning	X	X	X	X
Windshield and rear window surround	S	S	-	-
<b>PROTECTING DIAL</b> Fuel gauge	S	S	-	-
<b>PROTECTION GROUP</b> Includes stainless steel door edge guards, bumper guards (front and rear) and floor plate (front and rear)	X	X	X	X
<b>ROOF</b> Full vinyl	S	-	-	-
Black	-	X	X	X

	1	2	3	4
<b>SIDE PANELS</b> Woodgrain	-	X	-	X
<b>WHEEL TRIMS</b> Sport aluminum, 15"	X	X	X	X
Steel covers, 15"	S	S	S	-
Wire covers, 15"	X	X	-	-

## FUNCTIONAL

<b>AIR CONDITIONING</b> Includes heavy-duty engine cooling system	X	X	X	X
<b>ALTERNATOR</b> 35 amp	X	S	S	S
<b>AUTOMATIC LOAD LEVELING</b> Includes air shocks	X	X	X	X
<b>BATTERY</b> 55-100 cold cranking amps	S	S	S	S
Heavy-duty 56-652 cold cranking amps	X	X	X	X
<b>BRAKES</b> Power front disc w/low drag feature	S	S	S	S
<b>COLD CLIMATE GROUP</b> Includes heavy-duty battery, engine block heater, coolant protection to -24°	X	X	X	X
<b>COOLING SYSTEM</b> Maximum—includes maximum duty radiator	X	X	X	X
<b>CRUISE CONTROL</b> Available with automatic transmissions only	X	X	X	X
<b>DECEL RELEASE</b> Power	X	-	-	-
<b>DEFROSTER</b> Rear window, electric	X	X	X	X
<b>DOOR LOCKS &amp; WINDOWS</b> Power	X	X	X	X
<b>EMISSIONS SYSTEMS</b> California	X	X	X	X
High Mileage	X	X	X	X
<b>ENGINE</b> 4.2L (218 CID) 6-cylinder	S	S	S	S
<b>FOG LAMPS</b> Halogen	X	X	X	X
<b>FUEL TANK</b> 23-gallon	X	X	X	X
<b>HEADLAMPS</b> Halogen	X	X	X	X
<b>HORN</b> Dual note	X	X	X	X
<b>INSULATION</b> Fiberglass	S	S	S	S
<b>RADIO EQUIPMENT</b> AM-FM standard radio	X	X	X	X
AM-FM electronically hand tuned stereo with 4 speakers	X	X	X	X
Electrically tuned AM-FM cassette stereo with DNR, 4 speakers	X	X	X	X
<b>SEATS</b> Power six-way driver	X	X	X	X
Power six-way driver/MS package	X	X	X	X
<b>SELECT DRIVE</b> (STD) (STD) system shift on-the-fly	S	S	S	S
<b>SKID PLATE</b> Front bumper	X	X	X	X
Transfer case	S	S	S	S
<b>STEERING</b> Power	S	S	S	S
<b>SUSPENSION PACKAGE</b> Extra-duty, includes special front sway bar, rear sway bar, and heavy-duty springs and shocks, front and rear	X	X	X	X
<b>SWAY BAR</b> Front	S	S	S	S
<b>TIRES</b> P195-75R15 white glove radial	S	S	-	-
P195-75R15 black steel-belted radial	X	X	X	X
P195-75R15 white steel-belted radial	X	X	X	X
P195-60R16 (available white letter and body color flag) GT	S	S	-	-
Spac-100—stamped high-pressure, temporary use	S	S	S	S
<b>TRAILER TOWING</b> Package "C" for trailers up to 2000 lbs.	X	X	X	X
Package "F" for trailers up to 3500 lbs.	X	X	X	X
<b>TRANSMISSIONS</b> 3-speed manual, four shift w/overdrive	S	S	S	S
3-speed automatic, four shift	X	X	X	X
<b>WASHER/WIPER</b> Rear window	-	X	X	X
Windshield, electric with 2-speed wipers	S	S	S	S

S Standard X Optional - Not Available



---

DISTRIBUTED BY AMERICAN MOTORS SALES CORPORATION