



By appointment
to HM The Queen
motor car manufacturers
Bentley Motors Limited
Crewe Cheshire



By appointment
to HRH The Prince of Wales
motor car manufacturers
Bentley Motors Limited
Crewe Cheshire



BENTLEY

**THE NEW CONTINENTAL GT AND
CONTINENTAL GT CONVERTIBLE**

THE NEW CONTINENTAL GT AND CONTINENTAL GT CONVERTIBLE



Continental GT Convertible WLTP drive cycle: fuel consumption,
mpg (l/100km) – Combined 19.1 (14.8). Combined CO₂ – 336 g/km.

EN



A DRIVE UNLIKE ANY OTHER



Continental GT WLTP drive cycle: fuel consumption, mpg (l/100km) –
Combined 20.8 (13.6). Combined CO₂ – 308 g/km.

INTRODUCTION ⁰⁶/ DESIGN ¹²/ PERFORMANCE ²²/
TECHNOLOGY ³²/ INTERIOR ⁴⁴/
PERSONALISING YOUR CAR ⁵⁰/ WORLD OF BENTLEY ⁸⁰/
SPECIFICATIONS AND OPTIONS ⁸⁸

Photography – Colour specification of cars illustrated:

Continental GT: Sequin Blue

Imperial Blue and Portland leather interior
Liquid Amber and Piano Black veneer

Continental GT: Tungsten

Imperial Blue and Portland leather interior
Liquid Amber and Piano Black veneer

Continental GT Convertible: Ice

Cricket Ball leather interior
Liquid Amber and Piano Black veneer

Continental GT Convertible: Cricket Ball

Linen and Cricket Ball leather interior
Dark Stained Madrona veneer



The future starts here.

Together, the new Continental GT and Continental GT Convertible represent the future of grand touring.

With sleek lines carving a sharp new path through the air, these two incredible cars mark the beginning of a new era: one of unrivalled power, exquisite craftsmanship and cutting-edge automotive technology.

The groundbreaking coupé has now been joined by the most finely crafted convertible of our time – a car created for drivers with an understanding of elegance and style. Taking the Bentley hallmarks of power and refinement a step further, the new Continental GT redefines what a grand tourer can be.

Because these are cars built for the journeys that memories are made of. Whether you're heading for an exclusive chalet high in the mountains or a secluded private beach, you will always arrive calm and relaxed, ready to enjoy whatever lies ahead.

Continental GT Convertible WLTP drive cycle: fuel consumption, mpg (l/100km) – Combined 19.1 (14.8). Combined CO₂ – 336 g/km.

A journey that never ends.

The new Continental GT and Continental GT Convertible are the latest in a long line of extraordinary grand tourers.

When it first emerged, the Continental GT was revolutionary. Building on the glorious reputation established by the classic R-Type Continental, it became a symbol of everything a grand tourer should be, embodying Bentley's unique blend of exquisite style, unrivalled craftsmanship and thrilling power.

Available in both convertible and coupé body styles, the new Continental GT takes things further still. A new 6.0 litre, twin-turbocharged W12 engine is paired with an eight-speed, dual-clutch transmission system to deliver phenomenal acceleration and a drive unlike any other car. State-of-the-art technologies have been integrated throughout, to enhance the driving experience, without ever overpowering it.

The open road beckons – and wherever you choose to go, the new Continental GT will take you there in unprecedented style.

Continental GT WLTP drive cycle: fuel consumption, mpg (l/100km) – Combined 20.8 (13.6). Combined CO₂ – 308 g/km.





A choice of convertible or coupé.

The new Continental GT is available in two equally exquisite body styles.

The coupé could be considered the quintessential British grand tourer: sleek, exquisitely crafted, with unrivalled presence on the road. The convertible model is built on everything that makes the coupé great – with the option to drop the roof at the touch of a button and experience the exhilaration of an open-top Bentley.

Whether you prefer to cut through the air or embrace it, you will enjoy breathtaking performance and generous space for your passengers and luggage, whichever body style you choose.

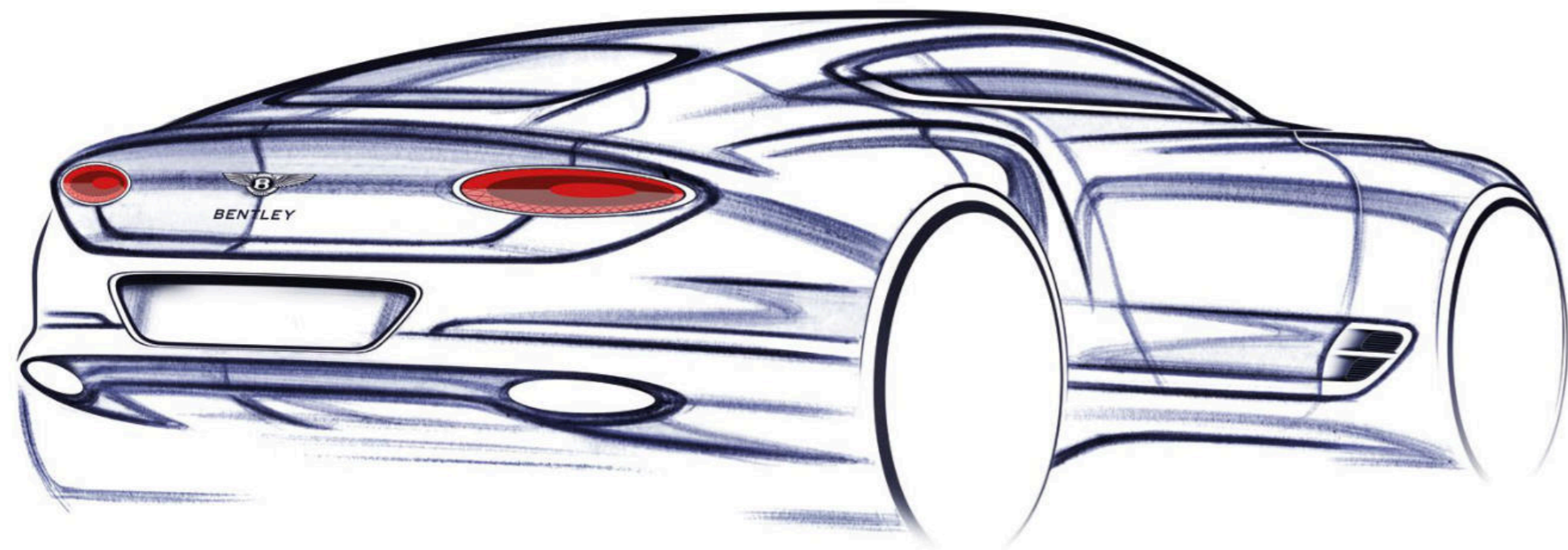
Continental GT range WLTP drive cycle: fuel consumption, mpg (l/100km) – Combined 19.1 - 20.8 (13.6 - 14.8).
Combined CO₂ – 308 - 336 g/km.



DESIGN



Continental GT WLTP drive cycle: fuel consumption, mpg (l/100km) - Combined 20.8 (13.6). Combined CO₂ - 308 g/km.



A grand design.

The new Continental GT and Continental GT Convertible represent a dramatic new interpretation of Bentley's design language.

In developing these stunning new cars, the vision was to completely reassess the grand tourer, in both its coupé and convertible forms. What has emerged is powerful, luxurious and entirely new – a stunning example of automotive beauty.

A short front overhang and long bonnet complement classic grand tourer proportions, while the sweeping 'power line' – a feature of every Bentley – emerges confidently from between the headlamps. The convertible accommodates its fabric roof in streamlined style, looking sleeker than ever, whether the top is up or down.

Even when stationary, the new Continental GT looks dynamic. This is a car that, regardless of your chosen body style, evokes a sense of both elegance and speed.

DESIGN





DESIGN

Unprecedented strength and unrivalled style.

The body of the new Continental GT is crafted from aluminium, steel and advanced composite materials, for remarkable strength and stunning visual impact.

Sculptural and sharply defined, its sweeping design lines hint at the influence of the original R-Type Continental – the first Bentley to bear the Continental name.

Yet this is a car that looks forward, not back. The 'power line' – an established Bentley hallmark – emerges from between the matrix beam headlamps, before tracing its path along the side of the car to the muscular rear haunch.

Superforming (SPF) technology, a precision technique that involves heating aluminium panels to 500°C, has enabled Bentley's design team to envision such impossibly sharp features. This is the first time it has ever been used for whole side panels on a car of this size. It has also enabled the design team to eliminate the B-pillar between the front and rear side windows, for an even sleeker appearance.

Unlike the rest of the car, the boot lid is crafted from composite materials, allowing the aerial to be positioned beneath the surface, without being insulated. This eliminates the need for an unsightly external antenna.

Both the Continental GT and the Continental GT Convertible represent a true leap forward in contemporary grand tourer design.

All images: Continental GT WLTP drive cycle: fuel consumption, mpg (l/100km) – Combined 20.8 (13.6). Combined CO₂ – 308 g/km.





The finest details.

Every exterior detail has been carefully crafted to enhance the overall aesthetics of the new Continental GT.

LED matrix beam headlamps are set into polished chrome bezels. Designed to resemble illuminated gemstones when lit, their intricate interior patterns were inspired by cut-crystal glassware. The result is even more striking when they pulsate to welcome you on your approach to the car.

The door mirrors, front grilles and badges are all finished in chrome to match, as are the 'Bentley' wording on the boot and the winged 'B' badges on the boot, the bonnet and the wheels. The backs of the chrome door handles, meanwhile, feature knurled surfaces – a thoughtful touch that aids grip.

At the rear, a pair of elliptical tail lamps glow red with the same cut-crystal effect, emphasising their three-dimensional depth. Their shape is reflected in the large oval tailpipes beneath, their perforated sleeves adding a beautiful visual detail, while reducing exhaust temperature. Consider it one more example of Bentley's unmatched attention to detail.

Right: Continental GT WLTP drive cycle: fuel consumption, mpg (l/100km) – Combined 20.8 (13.6). Combined CO₂ – 308 g/km.





Designed for the daylight.

The exquisite interior features in the new Continental GT Convertible are amplified when the roof descends.

Particular attention has been paid to the fusion of interior and exterior design on display when the hood is open.

The sleek veneers that encircle the cabin sweep into the doors, emphasising both the interior space and exterior curves such as the haunch line. The redesigned roof closure mechanism and low tonneau cover allow for a stylish, streamlined appearance with the roof down.

The hood itself can now be commissioned in a striking new tweed fabric finish – one that works especially well with the new Cricket Ball exterior paint.

With a wide range of interior and exterior colours to choose from, the new Continental GT Convertible represents a remarkable opportunity to create your perfect Bentley – one guaranteed to stand out.

Continental GT Convertible WLTP drive cycle: fuel consumption, mpg (l/100km) – Combined 19.1 (14.8). Combined CO₂ – 336 g/km.

Design: the facts.

- Long, low, dynamic stance with a short front overhang
- Razor sharp design lines, achieved using SPF technology
- No pillar between the front and rear side windows, for a sleek, modern appearance
- Cut-crystal-effect LED headlamps and tail lamps with matrix beam technology*
- Selection of wheel designs and finishes, including 21" and 22" rims
- Choice of polished chrome or black matrix lower grilles
- Choice of seven four-layer roof finishes
- New convertible roof closure mechanism, for a quick conversion to a streamlined silhouette with the top down

PERFORMANCE



Continental GT WLTP drive cycle: fuel consumption, mpg (l/100km) –
Combined 20.8 (13.6). Combined CO₂ – 308 g/km.

Breathtaking power.

Built exclusively at Bentley Motors in Crewe, England, the 6.0 litre, W12 engine in the new Continental GT embodies the next generation of Bentley drivetrain innovation.


With a maximum power output of 626 bhp (635 PS / 467 kW) and torque of 664 lb ft (900 Nm), it can propel the car from 0 to 60 mph in a phenomenal 3.6 seconds (0 to 100 km/h in 3.7 seconds) – and on to an astonishing top speed of 207 mph (333 km/h).

The convertible, powered by the same W12 engine, will reach 60 mph in 3.7 seconds (0 to 100 km/h in 3.8 seconds), with the same top speed as the coupé.

Effortless, seemingly limitless acceleration like this has long been a Bentley hallmark. With the new Continental GT, it is pushed to new heights, for performance unmatched in the world of the grand tourer.

Continental GT Convertible WLTP drive cycle: fuel consumption, mpg (l/100km) – Combined 19.1 (14.8). Combined CO₂ – 336 g/km.





Advanced powertrain technology.

At the heart of the cutting-edge new powertrain lies a dual-clutch, eight-speed transmission.

Delivering much faster, smoother gear shifts than a traditional automatic gearbox, it makes the most of the engine's phenomenal capabilities, maximising fuel economy while propelling the car forward with a smooth, seamless surge of acceleration.

In Sport mode, gear changes are fastest, delivering an uninterrupted flow of torque and truly thrilling acceleration. In Comfort mode, the changes are slowed slightly, to allow for an incredibly smooth ride.

The active all-wheel drive system delivers rear-wheel drive under regular conditions, but when required, it also feeds instantaneous power to the front axle for complete driving confidence. Featuring a map-controlled, electronic multi-plate clutch, its sensors constantly monitor the rotation of each wheel. By combining this data with the overall velocity and lateral movement of the chassis, the car can respond to changes in road conditions instantaneously.

Continental GT range WLTP drive cycle: fuel consumption, mpg (l/100km) – Combined 19.1 - 20.8 (13.6 - 14.8). Combined CO₂ – 308 - 336 g/km.





Designed to be driven.

The new Continental GT has been designed from the ground up to deliver truly impressive handling, without compromise to the refined ride for which Bentley is famous.

The engine sits low over the front axle for optimum weight distribution, resulting in exceptional handling. The Bentley Dynamic Ride active suspension system continuously adjusts the anti-roll bars, for less body movement when driving dynamically. Large, wide wheels ensure a greater contact area with the road surface at all times – critical when accelerating or braking. They are also wider at the back, for improved traction and cornering balance.

The electromechanical power steering feels agile and effortless, with the entire car tuned to deliver stability through corners, ensuring unmatched comfort for all occupants.

To optimise aerodynamic performance, an integrated rear spoiler* emerges automatically at a pre-determined speed to aid high-speed performance, or earlier if you wish to maximise efficiency. It can also be operated manually.

Continental GT Convertible WLTP drive cycle: fuel consumption, mpg (l/100km) – Combined 19.1 (14.8). Combined CO₂ – 336 g/km.



Drive it your way.

The driving characteristics of the new Continental GT can be customised to suit your personal style and mood.

The new Continental GT features the Bentley Dynamic Ride active roll control system as standard – and as the first car in the Bentley range to incorporate a three-chamber, air-spring suspension, it combines extraordinary handling with a remarkably refined, luxurious ride.

The Bentley Driving Mode system offers four driving modes. Comfort optimises the chassis and drivetrain for luxurious cruising and the feeling that you're driving on air. Sport, on the other hand, retunes the engine instantly for a sharper, more dynamic response. The active suspension and chassis settings are also altered, delivering harder damping and more direct steering turn-in, for more agility and a truly thrilling drive. The Bentley Mode, meanwhile, provides the optimum combination of both. And there is also the Custom mode, which allows the driver to specify their own setting for powertrain response, handling and steering.

All four Bentley Driving Modes are easily accessible via a knurled control dial in the centre console. It's just one more example of Bentley's unrivalled attention to detail.

Performance: the facts.

- 6.0 litre, twin-turbocharged W12 engine
- 0 to 60 mph in 3.6 seconds (0 to 100 km/h in 3.7 seconds)*
- Maximum power output of 626 bhp (635 PS / 467 kW)
- Top speed of 207 mph (333 km/h)
- 8-speed dual-clutch transmission
- Active all-wheel drive
- Electric power steering
- Active air-spring suspension system
- Bentley Dynamic Ride
- Bentley Drive Modes: Comfort, Sport, Bentley, Custom
- Integrated rear spoiler*

TECHNOLOGY





An intuitive in-car experience.

The new Continental GT is equipped with state-of-the-art technology, inside and out.

A 12.3" high resolution touchscreen sits in the centre of the fascia, providing both driver and passenger with access to a cutting-edge infotainment system. The wide screen can be split into two independent windows – the largest one providing trip information or navigation for the driver, the other allowing the front seat passenger to use other functions such as selecting music tracks or controlling the heating and ventilation system. And thanks to a built-in proximity sensor, relevant on-screen icons are highlighted whenever a hand nears the screen, making the system even easier to use on the move.

A suite of connected services enable the car and its occupants to access digital content whenever necessary. They include Apple CarPlay®, Satellite Radio*, Google Point of Interest™, Private eCall* and online real-time traffic information*. These services can be accessed via the central touchscreen or the digital instrument display behind the steering wheel.



Information at your fingertips.

For the first time in a Bentley, a high-resolution digital display behind the steering wheel shows an easy-to-read speedometer and rev counter, with digital chrome bezels and super-fine pointers.

In Expanded mode, one gauge can be minimised to show trip computer data, the map or details of any media currently playing, while an optional Head-up Display can display important driver information on the windscreen itself, including your speed, the speed limit and directions from the navigation system.

The Bentley Rotating Display.

A world first, the optional Bentley Rotating Display* is a unique demonstration of Bentley's remarkable approach to technology and craft – one that allows you to personalise the car's instrumentation according to your preferences.

When the engine roars into life, a veneered section of the fascia physically rotates to reveal the 12.3" high-resolution touchscreen. Designed for unrivalled ease of use, the touchscreen features a proximity sensor that highlights the on-screen controls as you reach towards it.

The screen can be configured to display the information of your choice, while a split-screen display mode allows you to see up to three screens at once. For example, you may view the navigation map, music controls and your mobile phone call list.

For a more classic instrumentation style, a further rotation reveals another veneered fascia panel, this one including three analogue dials with polished chrome bezels. At the end of your journey, a final, reverse rotation brings back the initial, veneer-only surface, for a clean, sleek look.





All the assistance you expect.

A comprehensive suite of assistance systems allows the driver to enjoy the very latest automotive technology.

Adaptive Cruise Control* regulates the speed of the car, relative to the vehicle in front. Radar sensors scan the road ahead, enabling you to maintain your chosen speed. If the car in front slows, so does yours – right down to a stop, if required. When the traffic begins to move again, your car will accelerate to your selected cruising speed – and all without your feet ever touching the pedals.

Blind Spot Assist monitors the area immediately to the sides and the rear of the car. If you attempt to move into a lane in which another vehicle is approaching, a visual warning is displayed on the exterior mirror. Lane Assist* uses a video camera to detect any drifting across lane boundaries, making small corrections as necessary.

Integrated Traffic Sign Recognition* detects speed limits and zones in which overtaking is prohibited. The information is displayed in the digital instrument cluster and the Head-Up Display*, if fitted. Even temporary speed restrictions can be detected.

With the Park Assist function, the car sounds a warning whenever it gets too close to a parked vehicle at the front or the rear. An accompanying visual warning appears on the touchscreen, alongside the view from the rear-facing camera.

Three more cameras fitted around the car enable it to display a 360-degree view*. You can even opt to see the view from each one, when negotiating tight parking spaces.

With Rear Crossing Traffic Warning*, Attention Assist and Exit Warning among an extensive suite of driver assistance features, this is a car you can drive with complete confidence at all times.

A car that sees in the dark.

Intelligent LED matrix** beam headlamps – featured in a Bentley for the first time – allow the main beam to be used continuously, with no intervention.

The matrix itself comprises 55 individually controlled LEDs, each one capable of switching on, switching off, or dimming, as required. Central sections of the main-beam will deactivate when oncoming traffic is detected, while the rest of the LEDs illuminate the road ahead.

The system will automatically optimise the beam for different conditions – on the highway, in the city or in the country – and the LEDs will even dim to stop the light reflected from road signs dazzling the driver.

An optional Night Vision camera can aid driving in poorly lit environments, by alerting the driver to obstacles beyond the range of the headlights. An infrared camera detects the presence of obstacles, highlighting them on the instrument digital display.



Make the most of every season.

Come rain or shine, there is no better car than the new Continental GT Convertible.

Available in a choice of stunning colours and fabrics, the four-layer roof is so secure and well-insulated when closed that it's easy to forget you're in a convertible.

It can be lowered quickly at the touch of a button, even when driving at speeds of up to 30 mph (50 km/h) – so you'll never need to stop when the sun comes out.

To complement the blissful sensation of wind in your hair, both the driver's seat and front passenger seat can include cooling functions, to keep backs and legs comfortable, even on the hottest afternoons. In less glorious weather, the four-layer roof provides complete insulation from the outside world. But as long as it's not raining or snowing, even the coldest days can be enjoyed with the top down, thanks to the option of a heated front armrest and a neck warmer in each front seat. Elegantly integrated into the optional Comfort Seats, the neck warmer gently circulates warm air around your neck and shoulders.

Whatever the conditions, there's no better way to experience the open road.

Left and right: Continental GT Convertible WLTP drive cycle: fuel consumption, mpg (l/100km) – Combined 19.1 (14.8). Combined CO₂ – 336 g/km.



Audio and in-car ambience.

An active carbon filter traps dust, pollen and other particles, ensuring the atmosphere inside remains fresh at all times. An optional ioniser can be chosen for even cleaner air.

The new Continental GT can be commissioned with a choice of three audio systems. The standard system is tuned by Bentley, or you can choose from either the 1,500 watt Bang & Olufsen for Bentley audio system with BeoSonic sound control or the 2,200 watt Naim for Bentley system with active bass for the ultimate audio experience.

Sustainability by design.

For all its thrilling performance, the new Continental GT has been engineered for a sustainable future.

Auto start/stop, advances in thermal management, electrical system recuperation and the dual-clutch transmission all play their part in reducing emissions, as does active cylinder deactivation, otherwise known as Variable Displacement. When the engine's control processor detects a light throttle opening, it closes the valves on six of its twelve cylinders. The remaining six cylinders then operate more efficiently, with less frictional and gas transfer loss. The moment the car accelerates again, the throttle opening widens and the engine switches back to full capacity, with no effect on performance.

A raft of innovations ensure that the new Continental GT's emission levels are among the best in its class. It can even run on fuels with an ethanol content of up to 10%.

Bentley was founded on the principle of innovative engineering – and the invention of its founder, W.O. Bentley, drove its early success. The new Continental GT continues that pioneering tradition, with a suite of technological advances that push the grand tourer beyond established limits.

Continental GT WLTP drive cycle: fuel consumption, mpg (l/100km) – Combined 20.8 (13.6). Combined CO₂ – 308 g/km.

Technology: the facts

- Intelligent LED matrix* beam headlights
- Blind Spot Assist
- Rear-view camera
- Head-Up Display**
- Adaptive Cruise Control**
- Traffic Sign Recognition**
- Top view camera**
- Night vision camera**
- Electrically operated roof (convertible model only)

*Market Specific.
**Cost option.



INTERIOR





INTERIOR

Inspired interior design.

The cossetting interior of the new Continental GT embraces new technology like no other Bentley before it, while accentuating the unrivalled comfort and ambience for which Bentley interiors are renowned.

As with all models, the interior design began with a fascia built around the Bentley symmetrical 'wings' emblem. This time, the design team took the metaphor further.

A powerful centre console runs between four incredibly comfortable, newly designed Continental GT seats. It rises smoothly into the fascia, with an uninterrupted flow of wood sweeping around the driver and passengers.

The fascia panels themselves can be specified with a choice of exquisite single veneers or an extraordinary feature unique to the new Continental GT – distinct dual veneers.

To showcase Bentley's unmatched attention to detail, the designers have selected a striking range of hides and interior colour splits – which doesn't stop at the seats. The handcrafted leather extends to a unique 'floating' leather dashboard, which flows seamlessly into the door casings.

The interior features a wealth of intricate, handcrafted details. A new diamond knurling design reflects the light beautifully, allowing for a soft, refined feel to the controls, while subtle

bronze-coloured inserts provide the perfect finishing touch. In the rear, the interior design reflects that of the car's powerful haunches, evoking a unique connection between the interior and the exterior.

Throughout the car, there is emphasis on authentic and unique materials, such as an optional centre console inspired by the 'Côte de Genève' finish found inside the finest watches.

A place for everything.

Every control in the new Continental GT has been positioned with great thought, so everything from the seats to the air conditioning can be operated intuitively, even while driving.

Storage has been cleverly integrated into the interior design, with space for a smartphone or wallet located in either side of the centre console. A covered cup holder sits behind the gear lever and the door storage has the capacity to hold a one-litre bottle. Twin USB ports can be found in the discreet space beneath the front armrest – perfect for storing and charging your digital devices – with inductive charging available as an option.

All images: Continental GT Convertible WLTP drive cycle: fuel consumption, mpg (l/100km) – Combined 19.1 (14.8). Combined CO₂ – 336 g/km.





Seat of power.

Every seat in the new Continental GT has been designed to provide the ultimate in support and comfort – as you would expect from a car with grand touring in its blood.

Hand-stitched in grade-A leather hides, they have been designed to resemble sleek sports seats, without compromising on comfort. The standard, heated 12-way adjustable front seats feature two memory settings each, while for the ultimate in driving luxury, the optional Comfort Seat Specification offers a 20-way seat with electrically adjustable headrests and bolsters, alongside ventilation, multiple massage modes and heated armrest.

The new 'diamond-in-diamond' quilting pattern, part of the Mulliner Driving Specification, lends a truly soft, cushioned feel to the bolsters and upper areas, while the perforated centre panels are exceptionally smooth, for optimal performance of all heating, ventilation and massage functions. And just like every other switch in the car, the seat controls have been thoughtfully placed: the memory selectors are located in the door pads, so you can choose your preferred seating position before you even sit down.

Continental GT WLTP drive cycle: fuel consumption, mpg (l/100km) – Combined 20.8 (13.6). Combined CO₂ – 308 g/km.

Interior: the facts.

- Unique floating leather dashboard
- Generous interior storage space
- Ergonomically positioned controls for driver and passengers
- New diamond knurling design
- Twin front and rear USB charging with the option of front inductive charging
- Striking and unique dual veneer options*
- Sleek new seat design with 'diamond-in-diamond' quilting*
- 12-way adjustable front seat with heating and memory functions, with the option of the 20-way* adjustable front seat with additional heating, ventilation, massage and memory functions
- Côtes de Genève-inspired centre console*

Continental GT Convertible WLTP drive cycle: fuel consumption, mpg (l/100km) – Combined 19.1 (14.8). Combined CO₂ – 336 g/km.



PERSONALISING YOUR CAR





Express yourself.

The new Continental GT can be tailored to your precise requirements. An extensive range of options sees the best of traditional and contemporary materials combined with the latest production techniques and time-honoured Bentley craftsmanship.

The Mulliner Driving Specification introduces a carefully curated collection of handcrafted features, including Bentley's unique 'diamond-in-diamond' leather quilting, indented leather headliner and sports pedals, as well as the 22" wheel in a choice of finishes.





Exterior finish.

Colour can be a powerful expression of who you are. That's why we offer a wide range of exterior colours that have been carefully curated by the Bentley design team, each one chosen specifically to emphasise the sleek lines of the new Continental GT and give it a unique presence on the road.

There are 17 standard colours, 46 additional colours in the extended range and a new palette of Mulliner paints, giving a vast range of solid, metallic, satin and pearlescent options. Personal Commission Paint by Mulliner is also available, so you can match a colour that's as unique as you are. The only limit is your imagination.

Standard colours.

- Granite
- Hallmark
- Moonbeam
- Beluga (Solid)
- Onyx
- Glacier White (Solid)
- White Sand
- Camel
- Dark Cashmere
- Havana
- St. James' Red (Solid)
- Midnight Emerald
- Dark Sapphire
- Marlin
- Meteor
- Portofino
- Thunder



Wheels.

There are two different wheel sizes available in several finishes: standard and optional 21" wheels and, for even greater road presence, newly designed forged 22" wheels are available as part of the Mulliner Driving Specification.



21" 5 TRI-SPOKE ALLOY WHEEL – PAINTED* (standard)



21" 5 TRI-SPOKE ALLOY WHEEL – GREY PAINTED AND BRIGHT MACHINED



21" 5 TRI-SPOKE ALLOY WHEEL – BLACK AND BRIGHT MACHINED WHEEL**



21" 10-SPOKE ALLOY WHEEL – PAINTED



21" 10-SPOKE ALLOY WHEEL – GREY PAINTED AND BRIGHT MACHINED



21" 10-SPOKE ALLOY WHEEL – POLISHED



22" 5 OPEN SPOKE ALLOY WHEEL – PAINTED†



22" 5 OPEN SPOKE ALLOY WHEEL – BLACK WITH HAND-POLISHED EDGES†



22" 5 OPEN SPOKE ALLOY WHEEL – POLISHED†



22" 5 OPEN SPOKE ALLOY WHEEL – BLACK††

*Standard wheel. All other wheels are available as cost options.

**Only available if the Black Line Specification is selected.

†Only available as part of the Mulliner Driving Specification.

††Only available if the Black Line Specification and Mulliner Driving Specification are selected.



Veneers.

Bentley is unique in its enthusiasm for natural materials and exquisite, handcrafted finishes.

From the subtle blondes of Tamo Ash* to the cross pattern in Dark Fiddleback Eucalyptus, Bentley works with a wide variety of tree species, with all wood sourced ethically from forests around the world. The new Koa* veneer adds a contemporary mid-tone option to the range.

Every piece of wood that goes into the new Continental GT is painstakingly sanded and lacquered five times – and it takes a full ten days to reach the Bentley standard of finish. Each leaf can be traced right back to the very tree it came from; the beginning of a painstaking process that takes around five weeks for every car.

New dual veneers.


In a world first, the new Continental GT can be commissioned with stunning dual veneers, crafted by hand in the Bentley wood shop.

Seven contrasting dual veneer options have been created by Bentley's designers to add to the sense of luxury – and to evoke a sense of even more space.

The chosen veneer is applied to the upper fascia with a Black veneer on the lower fascia and centre console.

The two veneers are separated by a 3 mm polished chrome pin stripe that aligns with the bulls-eye air vents, running the length of the fascia and out onto the doors, in an uninterrupted line.

SINGLE VENEERS



Tamo Ash Koa Burr Walnut Dark Fiddleback Eucalyptus Crown Cut Walnut* Liquid Amber Dark Stained Burr Walnut Black

DUAL VENEERS



'Côte de Genève**' Tamo Ash & Black Koa & Black Burr Walnut & Black Dark Fiddleback Eucalyptus & Black Crown Cut Walnut & Black Liquid Amber & Black Dark Stained Burr Walnut & Black

*Standard veneer. All other veneers are cost options. **Centre console only.
Please note, the colours reproduced are for representation purposes only and therefore vary slightly from the actual vehicle.




Hides.

Every inch of the interior of the new Continental GT is upholstered by hand. Crafting the hides is a time-honoured process that involves skills that take years to learn.

From the seats to the fascia and the steering wheel, every part of this extraordinary car requires a different approach. Which is why sections of the hide with high natural elasticity are used for curved surfaces like the seats, rather than for piping or flatter areas such as door inserts. The steering wheel, meanwhile, is covered in a different type of leather, more resistant to the natural chemicals it absorbs from the driver's skin.

A wide range of leathers are available for the new Continental GT – every colour chosen by the Bentley design team to complement the interior perfectly. For the ultimate in luxurious comfort, semi-aniline hides* can be chosen, giving an even softer feel than that of standard leather.

Continental GT WLTP drive cycle: fuel consumption, mpg (l/100km) – Combined 20.8 (13.6). Combined CO₂ – 308 g/km.





Burnt Oak Damson Cricket Ball Hotspur Saddle Newmarket Tan Camel Magnolia



Linen Portland Porpoise Brunel Beluga Cumbrian Green Imperial Blue

Roof options.

The new Continental GT Convertible can be commissioned with seven different roof colours, and eight interior roof linings. This is yet another stunning demonstration of Bentley's commitment to exquisite craftsmanship, right down to the very last detail.

Continental GT Convertible WLTP drive cycle: fuel consumption, mpg (l/100km) – Combined 19.1 (14.8).
Combined CO₂ – 336 g/km.



ROOF EXTERIOR



Black Blue Grey Dark Brown* Dark Grey Metallic* Claret* Tweed*

ROOF INTERIOR



Magnolia Camel Light Grey Grey Blue Saddle Beluga Red

*Cost option. All other colours are standard. Please note, the colours reproduced are for representation purposes only and therefore vary slightly from the actual vehicle.



Interior options.

The following interior options are available:

- Bentley Rotating Display
- Contrast stitching
- Contrast stitching with seat piping
- Hand Cross Stitching
- Comfort Seat Specification with 20-way adjustable seats featuring heating, ventilation, massage and memory functions
- Diamond knurling on bulls-eye air vents, organ stops and clock bezels*
- Embroidered Bentley emblems
- Unique 'Côtes de Genève' centre console finish
- 15 hide colours
- Five colour splits
- A choice of seven additional single veneers and dual veneers
- Seven hood finishes (Continental GT Convertible only)
- Eight roof lining options (Continental GT Convertible only)
- Sports pedals
- Inductive phone charger
- Mood lighting
- Illuminated treadplates
- Bang & Olufsen for Bentley audio system
- Naim for Bentley audio system



*Not available in all countries.



The First Edition.

Available as part of a strictly limited production run, the First Edition is the most exquisite expression of the new Continental GT and Continental GT Convertible.

With a suite of options and bespoke additions chosen by the designers, it sets new standards in grand touring – standards no other car can match:

- Mulliner Driving Specification (with 22" wheels in a choice of finishes)
- City Specification
- Touring Specification
- Front Seat Comfort Specification
- Bentley Rotating Display
- Welcome lighting
- Mood lighting
- Illuminated treadplates
- Deep-pile overmats
- LED Welcome Lamps by Mulliner

The Continental GT and Continental GT Convertible First Editions also includes the following exclusive features:

- First Edition exterior badge
- First Edition fascia badge
- First Edition treadplate plaque
- First Edition embroidery or Bentley emblems
- First Edition contrast stitching
- Dual veneers

Continental GT Convertible WLTP drive cycle: fuel consumption, mpg (l/100km) – Combined 19.1 (14.8). Combined CO₂ – 336 g/km.



Optional packages.

To make it even easier to specify your perfect Continental GT, Bentley's engineers and designers have created groups of optional features, from technology packages that make driving easier to collections of exquisitely crafted styling enhancements.

Mulliner Driving Specification

Luxurious interior and exterior details with a more sporting style.

- 22" 5 open-spoke alloy wheels (available painted, polished or black with hand-polished edges)
- 'Diamond-in-diamond' quilting on the seats, door casings and rear quarter panels
- Indented leather headliner
- Sports pedals
- Jewel fuel filler and oil cap
- Embroidered Bentley emblems
- Piano Black or Dark Stained Burr Walnut (no cost option)

City Specification

Digital assistance features for easier urban driving.

- Top view camera
- Traffic Sign Recognition*
- City Assist
- Pedestrian Warning
- Reversing Traffic Warning
- Automatic dimming door mirrors
- Hands-free boot opening

Touring Specification

Digital assistance features for effortless cruising.

- Active Lane Assist
- ACC with traffic jam assist*
- Bentley Safeguard Plus
- Night Vision
- Head-Up Display*

Blackline Specification

- Black door handles
- Black gloss radiator matrix grille with black surround
- Black wing vents and lower side strike
- Black rear bumper strike and number plate embellisher
- Black headlamp and tail lamp embellisher
- Black side window surrounds
- Black tailpipes

Front Seat Comfort Specification

The ultimate in Bentley comfort for the driver and front seat passenger.

- Ventilated seats
- Multi-mode massage seats
- Adjustable cushion length
- Adjustable side bolsters
- Electric headrests
- Hide trimmed seat belt buckles
- Heated armrests
- Neck warmer (Continental GT Convertible)

Diamond Knurling Specification

An intricate metal treatment applied to additional elements of the fascia and console.

- Knurled bulls-eye air vents
- Knurled dashboard clock bezel
- Knurled organ stops

Bentley Rotating Display

A stunning optional feature that combines classic craftsmanship with the latest digital technology.

- Diamond knurling to all three gauges:
- Compass
- Chronograph
- Outside air temperature

For more information about the Bentley Rotating Display, please see page 36.

Continental GT Convertible WLTP drive cycle: fuel consumption, mpg (l/100km) – Combined 19.1 (14.8). Combined CO₂ – 336 g/km.



Your choice.

Commissioning a new Continental GT involves an exciting journey through the options available. Bentley retailers can offer advice and guidance across a wide range of choices including your exterior paint, veneer, hides and stitching.

If you already know what you're looking for, or you simply want to experiment in your own time, the Bentley Configurator enables you to experiment with the different options. Once you've created your car, your configuration can be saved and emailed to your retailer.

www.BentleyConfigurator.com

Continental GT WLTP drive cycle: fuel consumption, mpg (l/100km) – Combined 20.8 (13.6). Combined CO₂ – 308 g/km.

Accessories.

Our designers and engineers are involved in setting the specifications for each of the accessories for the new Continental GT coupé and Continental GT Convertible.

The Styling Kit, specifically designed for the new Continental GT, includes a front splitter, front air blades, side sills, rear diffuser and lip spoiler. The perfect way to personalise your car's exterior, it adds to the dynamic appearance of the new Continental GT coupé and Continental GT Convertible.

Other accessories include protective personalised car covers for both indoor and outdoor use, protective floor covers, and winter rims and tyres. A child seat trimmed with Bentley upholstery can even be embroidered with your child's name.

For details of our full accessories range, please contact your local Bentley retailer.

Continental GT WLTP drive cycle: fuel consumption, mpg (l/100km) – Combined 20.8 (13.6). Combined CO₂ – 308 g/km.



Acquiring your car on finance.

Bentley finance agreements are tailored to ensure you make the most of your investment.

While other financiers look only at the circumstances of the customer, Bentley Financial Services creates bespoke packages, based not just on your needs and income, but also on the car you have in mind.

To discover more, please visit your local Bentley retailer or visit BentleyMotors.com



Something to appreciate.

As is the case with every Bentley, there is only one way to truly appreciate this car – to sit in the driving seat, to take the wheel in your hands and feel the breathtaking surge of acceleration as you put your foot down.

To take the next step on the journey of acquiring a new Continental GT, we recommend a conversation with a Bentley retailer. You can find your nearest showroom at BentleyMotors.com

WORLD OF BENTLEY



Continental GT WLTP drive cycle: fuel consumption, mpg (l/100km) –
Combined 20.8 (13.6). Combined CO₂ – 308 g/km.



World of Bentley.

Because a Bentley isn't just about exquisite craftsmanship, unrivalled style or limitless power. It's an experience that is far greater than the sum of its parts; an experience unlike any other.

The Bentley Collection.

In the Bentley Collection, contemporary design meets the finest materials. An exclusive, handpicked selection of luxurious pieces whose effortless, understated elegance reflects Bentley's vision, passion and revered craftsmanship.

From classic leather jackets for men and women to exquisitely handcrafted luggage sets and leather handbags, a range of new pieces have been inspired by the new Continental GT range.

To view the complete Bentley Collection, please contact your local Bentley retailer or visit the online store at BentleyCollection.com





The Bentley Experience.

With the opportunity to visit Bentley's factory, the Bentley Experience offers a unique insight into the design and engineering required to create a Bentley.

See the full model range and explore a dedicated personalisation area, bespoke Mulliner room and Bentley boutique, for a window into the world of the Bentley brand.

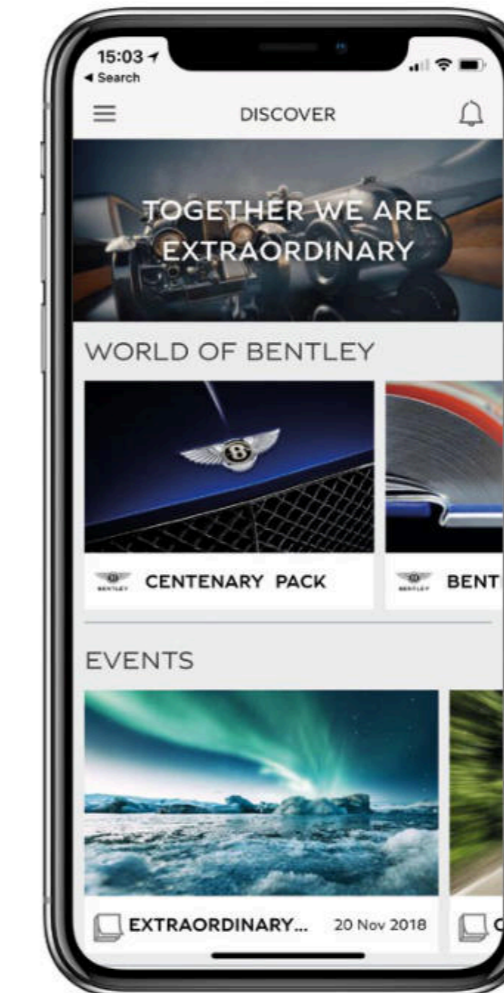
To register your interest and find out more, please contact your local Bentley retailer.

Bentley events.

Bentley runs a number of events each year for Bentley drivers and enthusiasts.

From the Extraordinary World programme, which offers the opportunity to explore some of the most remote and beautiful landscapes in the world from the luxury of a Bentayga, to exclusive drives through Europe experiencing the finest cuisine, luxury and culture on offer. There is a Bentley event to satisfy everyone from the most ardent thrill seeker to the cultured adventurer.

To discover more, please visit your local Bentley retailer or visit BentleyMotors.com



The Bentley Network.

Imagine an app that puts the world of Bentley in your hands.

The Bentley Network app provides access to essential owner services, an exclusive line of communication with Bentley and membership of a global community of like-minded owners – and it puts the future of Bentley, quite literally, at your fingertips.

Available exclusively to Bentley owners, the app is a fast track to Bentley's world of unique events – with priority invitations to everything from thrilling driving experiences to intimate dinners to some of the most exhilarating races in the global motorsport calendar.

The wealth of extraordinary owner services includes initiatives such as 'Bentley on Demand', which allows you to use a Bentley on loan.

Through the Bentley Network app, you will be the first to hear about the latest Bentley news, product announcements and exclusive content. Plus you can share your ideas, inspiration and experiences with an exclusive online community of Bentley owners just like yourself.

Search for 'Bentley Network' on either the App Store or Google Play Store.



Continental GT WLTP drive cycle: fuel consumption, mpg (l/100km) –
Combined 20.8 (13.6). Combined CO₂ – 308 g/km.

SPECIFICATIONS AND OPTIONS

Continental GT Convertible WLTP drive cycle: fuel consumption,
mpg (l/100km) – Combined 19.1 (14.8). Combined CO₂ – 336 g/km.

Continental GT

STANDARD SPECIFICATION

BRAKES

- Front vented 420 x 40 mm disc brakes with Bentley branded black brake callipers
- Rear vented 380 x 30 mm disc brakes with Bentley branded black brake callipers
- Brake pad wear indicator
- Torque vectoring by brake

WHEELS

- 21" 5 Tri-spoke alloy wheel – painted
- Electronic Tyre Pressure Monitoring System (TPMS)
- 21" summer tyre

STEERING

- Speed-sensitive power steering

SUSPENSION

- Three chamber air suspension with Continuous Damping Control (CDC)
- Electronic Stability Programme (ESP) with Traction Control (TCS)/Anti-lock Braking System (ABS)/Electronic Brake Force Distribution (EBD)/Hydraulic Brake Assist (HBA)/Drag Torque Control (MSR)
- Dynamic ride-height control (auto-adjusts at speed) and ground clearance function
- Bentley Dynamic Ride System
- Drive Dynamics Mode

EXTERIOR

- Standard paint range
- Bright wing vent with '12' in the black ribbed matrix
- Bright radiator matrix
- Lower front bumper grilles in black
- Polished brightware to side windows
- Power latches to the doors and boot
- Electrically adjustable door mirrors with heating, power fold, memory and dip on reverse functions
- Black/chrome bonnet and boot Bentley wing badges
- Branded 'BENTLEY' sills
- 'BENTLEY' lettering on the boot
- Treadplates inner with "Handbuilt in Crewe, England" insert
- Keyless entry and ignition
- Full LED matrix headlamps* with high-beam assist

SPECIFICATIONS AND OPTIONS

- Full LED supplementary lamps and tail lamps
- Front and rear Park Distance Control
- Exit Warning
- Blind Spot Warning
- Park Assist
- Engine stop/start button
- Power sockets (two in cabin, one in boot)
- Alarm and immobiliser
- Acoustic, heat-insulating, front screen
- Acoustic side glass
- Heated rear screen
- Two oval exhaust finishers
- Rain-sensing windscreen wipers
- Cruise control
- Reversing camera with graphic screen representation
- Battery charger socket*

INTERIOR

- Four occupant seating positions
- Seats with straight-fluted style hide
- Alcantara pillars and headliner – 15 colours
- Nappa leather interior on seats and lower cabin – 15 standard colours
- One monotone and four duo-tone colour splits
- Front seats electric 12-way, heated and with two memory function
- Single front armrest (with fore/aft slide) – with stowage inc. 12 volts socket and two USB charging points
- Two rear seats with centre stowage inc. 12 volts socket and two USB charging points
- Crown Cut Walnut
- Metal bulls-eye vents with organ stops
- Bentley analogue clock with plain bezel
- Black seat belt buckles
- Bright boot finisher
- Deep pile carpets – matched to main or secondary hide
- Standard carpet overmats to the front
- Boot carpet in Beluga

- Auto-dimming rear-view mirror
- Two cup holders to rear console
- Electric tilt-and-reach adjustment steering column with memory and easy-entry functions
- Multi-zone automatic climate control
- Two cup holders to the centre console
- Lockable, cooled glove box
- Stowage to front doors, centre console and under centre armrest
- Sun visors with illuminated vanity mirrors
- Footwell illumination and ambient lighting
- Ski hatch†
- Boot lid down lighters
- Standard foot pedals
- Leather-trimmed gear lever
- Steering wheel mounted gearshift paddles
- Single tone, three-spoke, hide trimmed steering wheel

TECHNOLOGY

- Infotainment system with 12.3" high-resolution capacitive touchscreen display. Proximity sensors and hard key controls. Digital radio, HDD-Navigation, advance music interface, (AMI), single DVD/CD slot, two SD card slots, Bluetooth (A2DP) and Wi-Fi (uPnP) streaming
- Navigation – featuring text-to-speak, voice destination entry and 3D building display
- Apple CarPlay®*
- 60GB solid-state hard drive
- Hidden antennae
- 4G LTE telephone module*
- Google POI (search)*
- Online real time traffic information*
- Bentley audio system, 10 speakers, 650 watts
- Bluetooth and Wi-Fi audio streaming
- Pre-sense braking system (Bentley Safeguard)*
- Adaptive brake lights
- Driver and passenger airbags
- Side airbags
- Collision Prevention Assist*
- Pre-crash, rear*
- Multi-collision brake*

OPTIONAL SPECIFICATION

EXTERIOR

- Additional exterior paint colours
- Bentley branded brake callipers in Red
- Bright chromed lower bumper matrix style grille

INTERIOR

- Choice of seven additional veneers: Burr Walnut, Dark Stained Burr Walnut, Dark Fiddleback Eucalyptus (NCO), Koa, Liquid Amber, Piano Black, Tamo Ash
- Unique centre console finish in 'Côtes de Genève'
- Choice of dual veneers applied to the upper fascia, with Black veneer on the lower fascia and centre console
- Deep pile overmats to front
- Contrast binding to deep pile carpet overmats (front)
- Embroidered Bentley emblems to headrests
- Indented hide headliner
- Sports pedals
- Semi-aniline leather to seats and door inserts†
- Contrast stitching
- Contrast stitching and piping
- Hand cross stitching
- Chrome pin stripe to fascia and door decoration panels
- Heated, duo-tone, 3 spoke, hide-trimmed steering wheel
- Heated, duo-tone, 3 spoke indented hide-trimmed steering wheel
- Heated, single tone, 3 spoke, hide-trimmed steering wheel
- Heated, single tone, 3 spoke indented hide-trimmed steering wheel

CONVENIENCE

- Heated windscreen†*
- Battery charger*
- Air ionizer
- Illuminated Bentley sill and treadplate
- Parking heater
- Remote controlled garage door opener*
- Valet key
- First aid kit and warning triangle
- Windstop (NCO) (GT Convertible only)

SPECIFICATIONS AND OPTIONS

- Warning triangle*
- Tool kit and jack*

TECHNOLOGY

- Adaptive Cruise Control*
- Bentley Rotating Display
- Naim for Bentley audio system
- Bang & Olufsen for Bentley audio system
- Inductive phone charger*
- Welcome lighting
- LED Welcome lights by Mulliner
- Bentley GPS tracking system*
- Digital TV tuner*

WHEELS

- 21" 5 Tri-Spoke alloy wheel – grey painted and bright machined
- 21" 5 Tri-Spoke alloy wheel - black painted and bright machined**
- 21" 10 spoke alloy wheel – painted
- 21" 10 spoke alloy wheel – grey painted and bright machined
- 21" 10 spoke alloy wheel – polished
- 22" 5 open spoke alloy wheel – painted††
- 22" 5 open spoke alloy wheel – black with polished edges††
- 22" 5 open spoke alloy wheel – polished††
- 22" 5 open spoke alloy wheel – black^
- Winter wheels and tyres
- Summer tyres*
- Temporary use spare wheel for home*

SPECIFICATIONS

- Mulliner Driving Specification
- Touring Specification*
- City Specification
- Front Seat Comfort Specification
- Mood Lighting Specification
- Diamond Knurling Specification
- Smokers Specification
- Black Line Specification

*Market specific.
**Only available if the Black Line Specification is selected.
†Not available on the Continental GT Convertible.
††Only available as part of the Mulliner Driving Specification.
^Only available if the Black Line Specification and Mulliner Driving Specification are selected.
Please see your Bentley retailer for the latest information.

Continental GT Convertible

STANDARD SPECIFICATION

(in addition to the Continental GT coupé specification)

EXTERIOR

- Automatically folding four layer insulated fabric hood in three colours: Black, Blue, Grey

INTERIOR

- Eight interior roof colours: Beluga, Blue, Camel, Grey, Light Grey, Magnolia, Red, Saddle
- Wind deflector
- Two rear seats with centre stowage including 12 volt socket and one USB charging point

OPTIONAL SPECIFICATION

(in addition to the Continental GT coupé specification)

EXTERIOR

- Choice of four additional exterior hood colours: Dark Brown, Claret, Dark Grey Metallic and Tweed

INTERIOR

- Front Seat Comfort Specification has the additional features for Convertible:
 - neck warmer
 - heated front armrest
 - hide trimmed seat belt buckles

SPECIFICATIONS AND OPTIONS

Discover the new Continental GT range.

To discover the possibilities with our configurator or visualiser, please visit BentleyMotors.com or contact your local Bentley retailer.

Continental GT

Engine: 6.0 litre W12 twin-turbocharged with cylinder deactivation

Max power: 626 bhp / 467 kW / 635 PS @ 6,000 rpm

Max torque: 900 Nm / 664 lb ft @ 1,350 - 4,500 rpm

Transmission: 8-speed dual clutch

Driveline: Active all-wheel drive

Top speed: 207 mph / 333 km/h

0-60 mph / 0-100 km/h: 3.6 / 3.7 seconds

Wheelbase: 2,851 mm / 112.2 inch

Overall length: 4,850 mm / 190.9 inch

Width (including mirrors): 2,187 mm / 86.1 inch

Overall height: 1,405 mm / 55.3 inch

Fuel tank: 90 litres / 20 gallons / 24 US gallons

Boot volume: 358 litres / 12.64 cu ft

Unladen weight (EU): 2,244 kg / 4,947 lb

Gross weight: 2725 kg / 6007 lb

Fuel consumption (NEDC Cycle)*

Urban: 16.9 mpg / 16.7 l / 100 km

Extra Urban: 29.7 mpg / 9.5 l / 100 km

Combined: 23.3 mpg / 12.2 l / 100 km

CO₂ Emissions: 278 g/km

Fuel Consumption (WLTP cycle)

Low: 12.7 mpg / 22.3 l / 100 km

Medium: 20.3 mpg / 13.9 l / 100 km

High: 23.9 mpg / 11.8 l / 100 km

Extra High 24.1 mpg / 11.7 l / 100 km

Combined: 20.8 mpg / 13.6 l / 100 km

CO₂ combined: 308 g/km

Driving range: 411.3 miles / 662 km

Fuel consumption (EPA cycle)†

City driving (US): --.- mpg

Highway driving (US): --.- mpg

Combined (US): --.- mpg

Continental GT Convertible

Engine: 6.0 litre W12 twin-turbocharged with cylinder deactivation

Max power: 626 bhp / 467 kW / 635 PS @ 6,000 rpm

Max torque: 900 Nm / 664 lb ft @ 1,350 - 4,500 rpm

Transmission: 8-speed dual clutch

Driveline: Active all-wheel drive

Top speed: 207 mph / 333 km/h

0-60 mph / 0-100 km/h: 3.7 / 3.8 seconds

Wheelbase: 2,849 mm / 112.2 inch

Overall length: 4,850 mm / 190.9 inch

Width (including mirrors): 2,187 mm / 86.1 inch

Overall height: 1,399 mm / 55.1 inch

Fuel tank: 90 litres / 20 gallons / 24 US gallons

Boot volume: 235 litres / 8.3 cu ft

Unladen weight (EU): 2,414 kg / 5,322 lb

Gross weight: 2,865 kg / 6,316 lb

Fuel consumption (NEDC Cycle)*

Urban: 16.4 mpg / 17.2 l / 100 km

Extra Urban: 30.1 mpg / 9.4 l / 100 km

Combined: 23.0 mpg / 12.3 l / 100 km

CO₂ Emissions: 280 g/km

Fuel consumption (WLTP Cycle)

Low: 11.8 mpg / 23.9 l / 100km

Medium: 18.2 mpg / 15.5 l / 100km

High: 22.1 mpg / 12.8 l / 100km

Extra High: 22.2 mpg / 12.7 l / 100km

Combined: 19.1 mpg / 14.8 l / 100km

CO₂ combined: 336 g/km

Driving range: 377.79 miles / 608 km

Fuel consumption (EPA cycle)†

City driving (US): --.- mpg

Highway driving (US): --.- mpg

Combined (US): --.- mpg

Photography – Colour specification of cars illustrated:

Continental GT: Sequin Blue

Imperial Blue and Portland leather interior

Liquid Amber and Piano Black veneer

Continental GT: Tungsten

Imperial Blue and Portland leather interior

Liquid Amber and Piano Black veneer

Continental GT Convertible: Cricket Ball

Linen and Cricket Ball interior

Dark Stained Madrona veneer

Continental GT Convertible: Ice

Cricket Ball interior

Liquid Amber and Piano Black veneer

*NEDC Drive Cycle figures applicable to the following countries:

Armenia, Azerbaijan, Bahrain, Belarus, Brazil, Cambodia, Chile, Dominican Republic, Egypt, Guatemala, Hong Kong, India, Indonesia, Japan, Kazakhstan, Kuwait, Lebanon, Macau, Malaysia, Mongolia, Morocco, New Zealand, Oman, Panama, Peru, Philippines, Qatar, Russian Federation, Saudi Arabia, Singapore, Taiwan, Thailand, United Arab Emirates.

†2019 EPA estimates not available at time of publication. See www.fueleconomy.gov for updated information.

Your mileage will vary and depends on several factors including your driving habits and vehicle condition.



Continental GT WLTP drive cycle: fuel consumption, mpg (l/100km) –
Combined 20.8 (13.6). Combined CO₂ – 308 g/km.

The models presented in this brochure include optional specifications. Specifications, standard equipment, options, fabrics and colours are subject to change without notice. Your Bentley retailer will always have the latest information. The name 'Bentley' and the 'B' wings design are registered trademarks of Bentley Motors Limited. Bentley Motors Limited acknowledges the rights of third parties in other trademarks. The models shown may include European and non-European specifications. © June 2019.

