

ALL-NEW SILVERADO HD 2020

CHEVROLET 

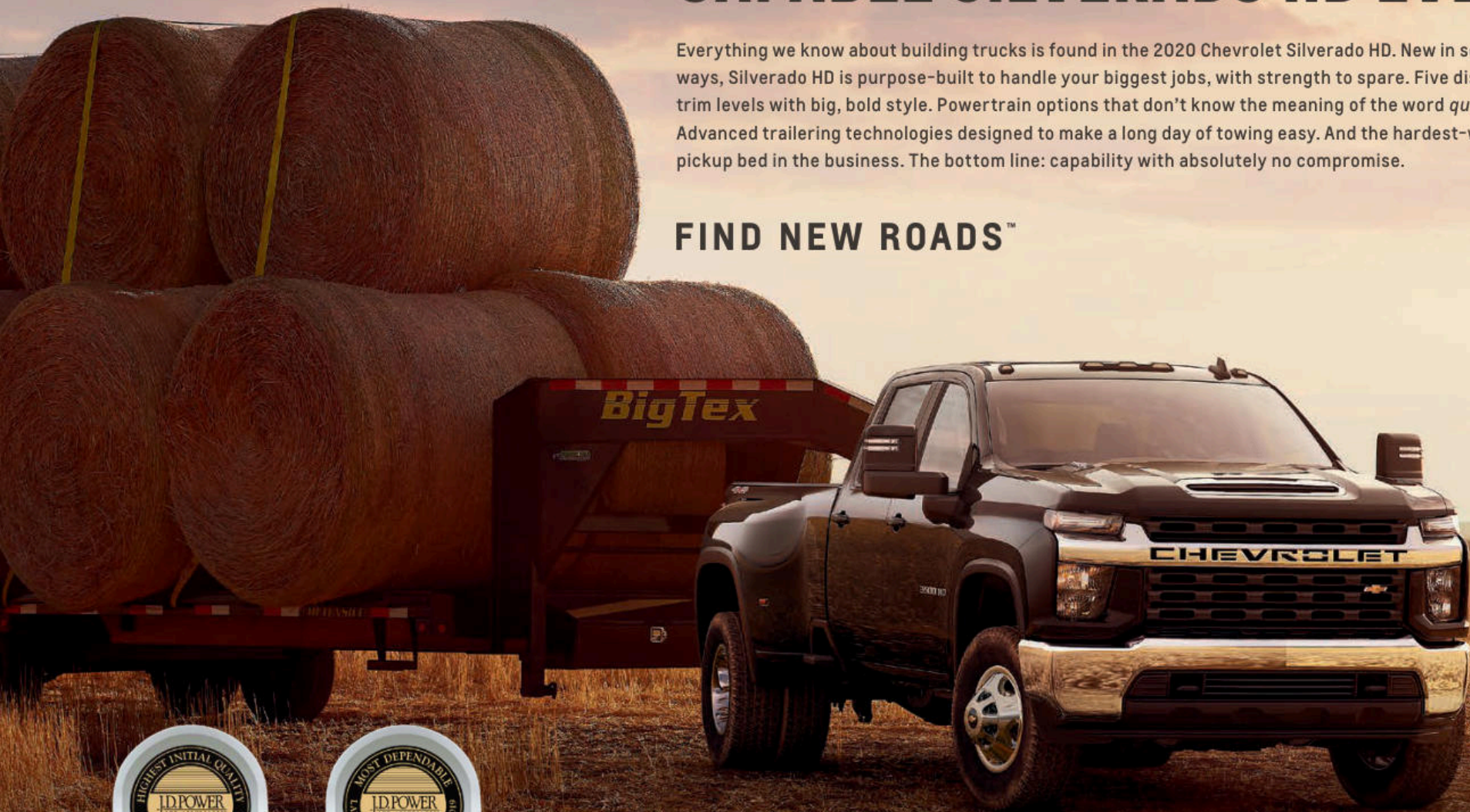


3500HD Crew Cab Long Bed LT 4x4 DRW
in Black with available Duramax 6.6L
Turbo-Diesel V8 engine and Gooseneck/
5th-Wheel Package.

THE STRONGEST, MOST CAPABLE SILVERADO HD EVER.

Everything we know about building trucks is found in the 2020 Chevrolet Silverado HD. New in so many ways, Silverado HD is purpose-built to handle your biggest jobs, with strength to spare. Five distinct trim levels with big, bold style. Powertrain options that don't know the meaning of the word *quit*. Advanced trailering technologies designed to make a long day of towing easy. And the hardest-working pickup bed in the business. The bottom line: capability with absolutely no compromise.

FIND NEW ROADS™



THE BEST HEAVY-DUTY PICKUP FOR THE LONG HAUL.

J.D. Power has named Silverado HD as the highest ranked large heavy-duty pickup in both initial quality (based on 2019 vehicles) and long-term quality (based on 2016 vehicles)¹. Real truck owners have spoken: Silverado HD comes ready to work and keeps working hard for years to come.

¹The Chevrolet Silverado HD received the lowest rate of reported problems among large heavy-duty pickups in the J.D. Power 2019 U.S. Initial Quality (IQS) and Vehicle Dependability (VDS) Studies. IQS measures new vehicle owners' experience with their own vehicle after 90 days of ownership. VDS measures long-term quality for the original owners' experience with their 2016 model year vehicle during the 12 months prior to the survey. For J.D. Power 2019 award information, visit jdpower.com/awards.

EXTERIOR DESIGN

LOOKS STRONG. DRIVES STRONG.

A bold, sculpted form, chiseled features and a commanding stance give Silverado HD a powerful look that sets it apart from every other truck on the road.

This all-new pickup has a **higher cab position**, standard trailering mirrors and available advanced camera technology to help increase your ability to see around the truck.

The **standard trailering mirrors** are larger and more aerodynamic than before. They are mounted to the doors for improved sight lines.

Integrated BedSteps are located behind the cab and forward of the rear wheels to provide access to the front of the cargo bed. The **CornerSteps** in the rear bumper are also larger than ever.

The **optimized cargo bed rail height** allows ample clearance for fifth-wheel and gooseneck trailers.



2500HD Crew Cab Standard Bed High Country in Iridescent Pearl Tricoat (extra-cost color) with available Duramax 6.6L Turbo-Diesel V8 engine.



Our new **Durabed** combines a roll-formed high-strength steel bed floor, loads of cargo volume, and 12 standard and 9 available removable tie-downs.

An available **power-up/-down tailgate** lets you raise or lower the tailgate using the key fob, a button in the cabin or a touchpad on the gate itself.

The **Diesel Exhaust Fluid (DEF)** fill inlet (if equipped) is now conveniently located next to the fuel inlet inside the fuel door.

The **engine block heater outlet** has been relocated to the front fascia, providing easy access and a clean look.

This new HD is bigger, taller and wider than ever before, and it's still the most **aerodynamically efficient heavy-duty truck** in Chevrolet history.

3500HD Crew Cab Long Bed LT DRW in Black with available Duramax 6.6L Turbo-Diesel V8 engine, All Star Edition, Convenience Package II and 6-inch chrome assist steps.

MODELS

WORK TRUCK

Silverado HD Work Truck proudly lives up to the Chevrolet name and bowtie emblem on its grille.

With two engine choices and 12 cargo tie-downs, this pickup is always ready to work. And with standard trailering mirrors, a Rear Vision Camera¹ and Hitch Guidance¹, a hitch and 7-pin connector, and lowered bed walls for easier fifth-wheel towing, you're always ready to tow.



CUSTOM

Work hard, and look sharp doing it.

Custom is a new Silverado 2500HD model that features a body-color grille bar, high-gloss Black bumpers, LED signature taillamps and 20-inch machined-aluminum wheels, plus power-adjustable trailering mirrors with heated upper glass.



¹ Read the vehicle Owner's Manual for important feature limitations and information.

MODELS (CONTINUED)

LT

Make a bold statement. Silverado HD LT combines iconic looks with classic capability.

The chrome bumpers and center grille bar complement the 17-inch machined-aluminum wheels and body-color door handles. An EZ Lift tailgate and integrated trailer brake controller are standard. Inside, you'll find an 8-inch diagonal color touch-screen display and enhanced Driver Information Center.

LTZ

Silverado LTZ stands apart, with premium style to match its hardworking substance.

A prominent chrome grille bar, chrome mirror caps, chrome door handles, and chrome-accented grille inserts are paired with LED headlamps, taillamps, daytime running lamps and foglamps.

The Advanced Trailering System is standard, as are power-extending and power-folding mirrors, an Autotrac[®] 2-speed transfer case (4x4 models), a power lock and release EZ Lift tailgate, Keyless Open and Start, and leather-appointed front seating.



MODELS (CONTINUED)

HIGH COUNTRY

Luxury never worked harder. This is the ultimate Silverado HD.

The chrome and bronze grille features the iconic Chevrolet bowtie emblem front and center. Chrome assist steps, 20-inch polished-aluminum wheels (single rear wheel models), a power-up/-down tailgate, LED cargo area lighting, a Chevytec spray-on bedliner and several advanced safety features are all standard.

Inside, heated and ventilated perforated leather-appointed front bucket seats, heated rear outboard seats and a Bose sound system provide the comforts of home. At the same time, a Chevrolet Infotainment 3 Premium with Navigation system¹ and an 8-inch diagonal Driver Information Center bring the technology in High Country to another level.



¹ Chevrolet Infotainment System functionality varies by model. Full functionality requires compatible Bluetooth and smartphone, and USB connectivity for some devices. Map coverage available in the United States, Puerto Rico and Canada.

POWERTRAINS

6.6L V8 GAS ENGINE WITH 6-SPEED TRANSMISSION

464 LB.-FT. OF TORQUE

401 HORSEPOWER


17,370 LBS. MAXIMUM
TRAILERING WEIGHT^{1,2}

The V8 engine – it's in our DNA. With a 22% increase over the previous generation, the all-new 6.6L V8 gas engine offers 464 lb.-ft. of torque. The additions of Direct Injection and Variable Valve Timing help make this powerplant both more capable and more efficient. And it's a durable performer, thanks to a cast iron cylinder block, deep-skirt design and cross-bolted main bearing caps.

Both gas and diesel engines feature an improved air induction system that receives cool air through the top opening of the grille. A functional hood scoop provides a second source to satisfy the intake needs of the Duramax® Diesel.

Dual alternators are available on Silverado HD with either engine, making it easy to power the accessories you need when you're on the job. This is the first time this feature has been offered on a Chevrolet gas engine.

¹ Requires Silverado 2500HD Regular Cab 2WD and available gooseneck or fifth-wheel hitch. ² Before you buy a vehicle or use it for trailering, carefully review the Trailering section of the Owner's Manual. The weight of passengers, cargo and options or accessories may reduce the amount you can tow.



DURAMAX 6.6L TURBO-DIESEL V8 ENGINE WITH ALLISON 10-SPEED TRANSMISSION

910 LB.-FT. OF TORQUE

445 HORSEPOWER



35,500 LBS. MAXIMUM
TRAILERING WEIGHT^{1, 2}

The available legendary Duramax 6.6L Turbo-Diesel V8 engine is paired with an all-new Allison® 10-speed automatic transmission, which was designed to deliver all **910 lb.-ft. of torque in first gear** on 3500HD models.

Diesel Engine After-Run is designed to help the engine cool down following heavy usage. If the vehicle is shut off while the engine is too hot, it will immediately restart, allowing the engine fan to run and coolant to flow.

On 3500HD, an available chain-driven **Power Takeoff (PTO)** feature is offered straight from the factory on the Allison transmission, so you can transfer power from the engine to aftermarket equipment, such as a generator or hydraulic pump³.

¹ Requires Silverado 3500HD Regular Cab WT 2WD DRW with available gooseneck hitch. ² Before you buy a vehicle or use it for trailering, carefully review the Trailering section of the Owner's Manual. The weight of passengers, cargo and options or accessories may reduce the amount you can tow. ³ Equipment from independent suppliers is not covered by the GM New Vehicle Limited Warranty. GM is not responsible for the safety or quality of independent supplier alterations.



CAPABLE OF JUST ABOUT ANYTHING.

Bring it on. The All-New Silverado HD can handle just about anything you throw its way.

We improved or upgraded virtually every element to deliver our best heavy-duty truck ever. To make that happen, we used **seven different types of steel**, with each gauge chosen to maximize capability. That means we used the right material in the right place to help do the right job.

Everything about this truck has been optimized for durability and dependability to help ensure you're driving the strongest, most capable Silverado HD ever.



The chassis is **20% stiffer** than the previous generation. To achieve that target, we used a combination of high-strength and ultra-high-strength steel throughout the cab and frame.

Silverado HD features a **fully boxed ladder-type frame** with nine high-strength steel cross members, making it stronger and stiffer to deliver a more confident towing experience and increased load-hauling capability.

Increased capability required enhanced cooling. On models with the available Duramax 6.6L Turbo-Diesel V8 engine, you'll find a massive **28-inch cooling fan** to meet the higher cooling demands that come with pulling more weight. The new **integral front-end structure** provides notable advantages by reducing mass and improving ride and handling. It also helps manage noise and vibration and crash impact forces.

Every Silverado HD features **larger axles** to handle larger loads. In fact, the ring gear in the rear axle on 3500HD models with the available Duramax 6.6L V8 engine measures a full 12 inches to help deliver all 910 lb.-ft. of torque in first gear.

All-new **larger-diameter front and rear prop shafts** and upgraded U-joints have been optimized to handle high torque output and improve durability.

The **Electric Parking Brake** introduces two major benefits: Steep Grade Apply, which engages on grades greater than 15% when the driver shifts into Park for additional brake support, and Park Grade Hold Assist, which enhances Hill Hold to help keep your truck firmly in place on inclines or declines of 8% or more. Both features keep the transmission linkage from binding so you can more easily shift into gear after being parked on a steep grade.



When you've been building pickups for over 100 years, one thing you learn is there's a story behind every truck. And we want to hear yours. **Chevy Truck Legends** honors our dependable, long-lasting trucks and the people who keep them going strong. If you own an eligible Chevy truck and have purchased or leased more than one new Chevy truck in your lifetime or have driven one over 100,000 miles, you're a legend. Go to chevytrucklegends.com to discover the benefits that come with membership. Explore the galleries and read about the relationship owners have with their Chevy trucks.



DEPENDABILITY

The All-New Silverado HD is built on the legacy of the **most dependable, longest-lasting full-size pickups on the road!** That means it's going to be ready to work year after year, and mile after mile.

Performance testing simulated how the most demanding driver would expect their pickup to perform over long-term use. Whether it was placing the air intake system in a heavy rainstorm simulation, putting the driveline and

axles through an extended, accelerated wear-and-tear-cycle, or driving the same trucks through extreme heat and bitter cold, every test was performed to help Silverado HD become the heavy-duty pickup you count on.

¹ Dependability based on longevity: 1987–July 2018 full-size pickup registrations.



DRIVING DYNAMICS

An Autotrac 2-speed transfer case is available and offers four drive modes: 2 High, 4 High, 4 Low and 4 Auto mode that automatically adjusts power sent to the front and rear axles for improved traction.

The long wheelbase, stiff frame and shear-style body mounts combine to help provide a **smooth ride** with more control. The short/long arm suspension offers a proven formula for the best possible ride and handling benefits.

Delivering enhanced control on the highway and in the parking lot, **Digital Variable Steering Assist** provides stability at high speeds and maneuverability at low speeds. Standard on Silverado HD LTZ and High Country.

Brake enhancements include Extended-Hold Hill Start Assist, which provides extra time to start uphill from a stop. There's also a new Brake Pad Life Monitor and an Electric Parking Brake with Steep Grade Apply and Park Grade Hold Assist.

2500HD Crew Cab Standard Bed LTZ 4x4 in
Cajun Red Tintcoat (extra-cost color) with
available Duramax 6.6L Turbo-Diesel V8
engine, Z71 Off-Road Package and
dealer-installed 4-inch chrome assist
steps from Chevrolet Accessories.


**COMMAND THE ROAD,
EVEN WHEN THERE ISN'T ONE.**



The available **Z71 Off-Road Package** provides legendary capability and includes all-terrain tires, an off-road tuned suspension featuring twin-tube shocks, an underbody skid plate package and Hill Descent Control.

Hill Descent Control uses antilock braking to help provide a controlled descent on challenging terrain. When activated, the system works without the driver pressing the brake pedal. The driver must be ready to take over braking at any time.

Silverado HD comes with a standard **automatic locking rear differential**, which reacts in milliseconds to low-traction situations, providing equal power to both rear wheels for improved traction on challenging terrain.



2500HD Crew Cab Standard Bed Custom 4x4 in Silver Ice Metallic with available features, dealer-installed 4-inch Black round assist steps from Chevrolet Accessories and snow plow upfit from an independent supplier!

JOBSITE READY

LET'S GET TO WORK.

Silverado HD is on the job as soon as it leaves the factory floor. It starts with powerful engines, a fully boxed frame and **high-strength steel** in all the right places. But there's so much more.

An available chain-driven **Power Takeoff (PTO)** package is offered on Silverado HD with the available Duramax 6.6L V8 and Allison® transmission so you can transfer power from the engine to another piece of equipment such as a generator, pump or hydraulic crane!

Trailer mirrors are standard on all trims, with an available power extension feature and perimeter lighting for excellent visibility.

Snow plow installation is more intuitive and easier than ever, with a new removable skid plate and front air dam that eliminate the need to drill holes in the bumper!

A relocated, weather-resistant **engine block heater outlet** in the lower front fascia provides convenience and can save time when connecting, even with a plow installed. And it looks better too.

1 Equipment from independent suppliers is not covered by the GM New Vehicle Limited Warranty. GM is not responsible for the safety or quality of independent supplier alterations.

3500HD Crew Cab Long Bed LT DRW in Black with available features and Duramax 6.6L Turbo-Diesel V8 engine, Gooseneck/5th-Wheel Package, and 6-inch chrome assist steps.



HEAVY-DUTY TRAILERING

CONFIDENCE FOR THE LONG HAUL.

Silverado HD with the available Duramax 6.6L Turbo-Diesel V8 engine tows up to 35,500 lbs^{1,2} – a 52% increase over the previous generation.

Here's something else. Every Silverado HD Dually paired with the available Duramax 6.6L V8 can pull over 30,000 lbs²

Silverado HD doesn't just provide capability – it delivers confidence every time you hitch up.

¹ Requires 3500HD Regular Cab WT 2WD DRW with available Duramax 6.6L Turbo-Diesel V8 engine and gooseneck hitch. ² Before you buy a vehicle or use it for trailering, carefully review the Trailering section of the Owner's Manual. The weight of passengers, cargo and options or accessories may reduce the amount you can tow.

CAMERA TECHNOLOGIES

SEEING IS BELIEVING.


The All-New Silverado HD offers a **Technology Package** featuring cameras that provide up to 15 views to help make it easier to hitch a trailer and provide confidence while towing. You can even choose the Bed View Camera or Rear Camera Mirror as individual available features.

Views enabled by these cameras are easily accessed by selecting the Camera App on the touch-screen display. Conveniently, select views can be launched through the available **Advanced Trailing System**.

Some camera views require available accessory camera and installation. Not compatible with all trailers. See your dealer for details. Driver assistance features are no substitute for the driver's responsibility to operate the vehicle in a safe manner. The driver should remain attentive to traffic, surroundings and road conditions at all times. Visibility, weather and road conditions may affect feature performance. Read the vehicle Owner's Manual for more important feature limitations and information.



Transparent Trailer Allows the driver to virtually "see through" a conventional hitched box or camping trailer.




Hitch View Provides a close-up view of the receiver hitch to help with alignment when connecting to a trailer.



Bed View Allows you to see inside the cargo bed to help with fifth-wheel or gooseneck hitching and to check on cargo.


Some camera views require available accessory camera and installation. Not compatible with all trailers. See your dealer for details. Driver assistance features are no substitute for the driver's responsibility to operate the vehicle in a safe manner. The driver should remain attentive to traffic, surroundings and road conditions at all times. Visibility, weather and road conditions may affect feature performance. Read the vehicle Owner's Manual for more important feature limitations and information.




Front Camera View Displays front view with available guidelines to assist with parking and tight maneuvers.



Rear Camera View Displays rear view to assist with parking and tight maneuvers.



Surround View Gives a top-down bird's-eye view of the truck's surroundings.



Front Top-Down View Provides a top-down view of the hood, bumper and front tires for tight maneuvers in parking lots or along curbs.



Rear Top-Down View Shows the clearance between the truck bed and nearby objects.



Bowl View Provides a rear-facing 3-D surround view, useful for low-speed backing maneuvers.

Some camera views require available accessory camera and installation. Not compatible with all trailers. See your dealer for details. Driver assistance features are no substitute for the driver's responsibility to operate the vehicle in a safe manner. The driver should remain attentive to traffic, surroundings and road conditions at all times. Visibility, weather and road conditions may affect feature performance. Read the vehicle Owner's Manual for more important feature limitations and information.



Front Side View Shows the position of the front tires when parking and during tight maneuvers.



Rear Side View Provides a line of sight down each side of the truck and trailer to provide added views.



Rear Trailer View Uses an available accessory camera that can be installed to show vehicles or objects behind the trailer.



Inside Trailer View Allows the driver to monitor trailer contents or cargo using an available accessory camera that can be installed in the trailer.



Pic-In-Pic Side View Combines two views – the Rear Side View and the Rear Trailer View. Requires available accessory camera.



Rear Camera Mirror An available dual-function camera-based rearview mirror that provides a wider, less-obstructed field of view than a traditional rearview mirror.




2500HD Crew Cab Standard Bed
High Country in Shadow Gray
Metallic with available Duramax
6.6L Turbo-Diesel V8 engine.



Select Trailer Type



What type of trailer is this?



Boat



Cargo



Horse



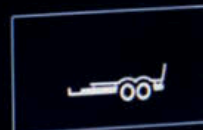
Livestock



Travel



Utility



Flat

Save Profile

TRAILERING FEATURES

TOWING MADE EASY.

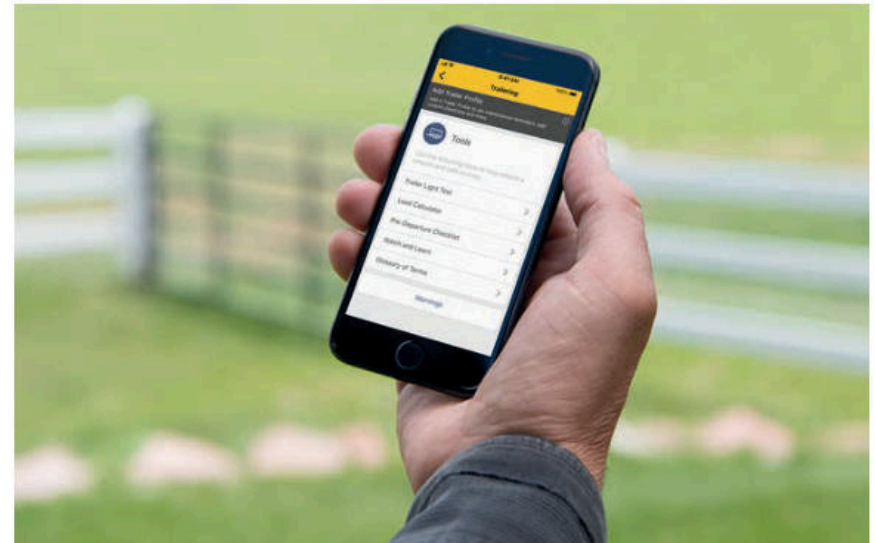
- The available Advanced Trailing System features an in-vehicle app that offers customized trailer profiles. Other features include predeparture checklists, trailer lighting diagnostics, Trailer Tire Pressure Monitoring System module, and the ability to create and sync trailer profiles with the myChevrolet Mobile App!
- Trailer theft alert, electric parking brake hookup assist and Brake Gain Memory on the integrated trailer brake controller are available.
- Proven trailering technology includes standard features such as StabiliTrak® with Trailer Sway Control and Hill Start Assist, Tow/Haul mode and Auto Grade Braking.

Available Trailer Tire Pressure Monitoring System
also checks tire temperature!

myChevrolet Mobile App with Trailing² syncs with
the available Advanced Trailing System.

Trailing mirrors standard on every Silverado HD.

Fifth-Wheel Trailing Hitch available from Chevrolet Accessories.



¹ Does not monitor spare tire. ² Device data connection required. Available on select Apple and Android devices. Some features require active service plan and working electrical system. Service availability, features and functionality vary by vehicle.

2500HD Crew Cab Standard Bed LTZ 4x4 in
Cajun Red Tintcoat (extra-cost color) with
available Duramax 6.6L Turbo-Diesel V8 engine,
Z71 Off-Road Package, Gooseneck/5th-Wheel
Package and dealer-installed 4-inch chrome
assist steps from Chevrolet Accessories.



**KING OF THE ROAD.
AND THE CAMPSITE.**



DURABED

THIS BED NEVER RESTS.

- The Standard Bed features 69.6 cu. ft.¹ of cargo volume, while the Long Bed offers 83.5 cu. ft.¹
- 12 standard tie-downs all rated to 500 lbs. per corner in any direction. Nine removable accessory tie-downs available.
- Integrated BedSteps for easy access to the front of the bed, even with a fifth-wheel or gooseneck trailer hitched.
- Optimized cargo bed rail height to allow clearance for fifth-wheel and gooseneck trailers.
- Lowered bed floor for a better lift-in height at the tailgate.

¹ Cargo and load capacity limited by weight and distribution.


Available LED cargo area lighting and perimeter lighting.

Power-up/-down tailgate standard on High Country and available on LTZ.

Larger CornerStep rear bumper.

Available household-type bed-mounted 120-volt outlet.





2500HD Crew Cab Standard Bed LT 4x4
in Northsky Blue Metallic with available
Duramax 6.6L Turbo-Diesel V8
engine and other features.

DURABED

ONE WORKER THAT NEVER NEEDS A DAY OFF.

Every Silverado HD features **Durabed**, with a roll-formed high-strength steel floor that's stronger, lighter and more durable than a traditional stamped steel floor. And while the bed floor is lighter than ever, it's also more puncture- and dent-resistant. Plus, the bed is longer, deeper and wider than the previous generation.

On Standard Bed models, we increased the maximum bed width by nearly seven inches and length by three inches.

For drivers who haul the biggest loads, the available factory-installed **Gooseneck/5th-Wheel Package** includes a frame-mounted hitch platform ready to accept a fifth-wheel hitch or gooseneck ball, a bed-mounted trailer wiring connector, a Chevytec spray-on bedliner, and all the necessary bed and bedliner holes stamped and capped.



INTERIOR DESIGN

YOUR HOME ON THE ROAD.

The larger dimensions of the All-New Silverado HD mean more interior space. Front seating has been raised by 1.5 inches for a more commanding view. Rear passengers will enjoy more leg room and shoulder room than before.

Inside every Silverado HD, trim colors, materials and finishes were selected to match the personality of the model. Nothing was overlooked, including an attention to **comfort, durability and quality.**

To bring you a **quiet cabin**, we included acoustic panels in the rear seatback, dissipative carpet technology that helps absorb sound and a high-density interior front-of-dash mat on diesel models. All that technology is sure to enhance your enjoyment of the available Bose premium 7-speaker sound system.

New **rear-seat heating and cooling vents** in Double Cab and Crew Cab models keep rear passengers in controlled comfort.

2500HD Crew Cab High Country interior in Jet Black with Umber accents and available features.

CHEVROLET



2500HD Crew Cab High Country interior in Jet Black with Umber accents and available features.



INTERIOR DESIGN

SMART AND STRONG.

The perfect truck doesn't just have to work – it has to work for you.

The **driver-focused functionality** of Silverado HD is evident in large buttons and knobs that are easy to adjust, even with gloved hands.

Upper and lower glove boxes accommodate important items, and open compartments on either side of the center console are ideal for flashlights or even a small tablet. An available lighted center console storage compartment below the armrest doubles as a filing cabinet.

Available **second-row storage solutions** include rear outboard seatback compartments to keep small laptops out of sight, as well as a storage bin below the rear seat that can hold long gear like an ice scraper.





35 N Highway

1.2 mi

45
MPH

5:14 PM



TECHNOLOGY

WORK YOUR CONNECTIONS.

- Available 15-inch diagonal multi-color Head-Up Display projects select critical data – including some available safety information – onto the windshield so you can keep your eyes on the road.
- The new Chevrolet Infotainment 3 system¹ is intuitive and easy to use, with a simplified 7- or 8-inch diagonal color touch-screen display, faster response and available enhanced voice recognition.
- The available Chevrolet Infotainment 3 Premium¹ with Navigation² system offers easy destination input and the ability to pinch, zoom and drag map screens just like on your smartphone.
- Available SiriusXM[®] with 360L³ offers an enhanced listening experience, with unique channels, more relevant personalized recommendations, visually appealing screens and more ways to discover content.

¹ Chevrolet Infotainment System functionality varies by model. Full functionality requires compatible Bluetooth and smartphone, and USB connectivity for some devices. ² Map coverage available in the United States, Puerto Rico and Canada. ³ Some features, including streaming content and listening recommendations, require GM connected vehicle services. GM connected vehicle services vary by vehicle model and require active service plan, working electrical system, cell reception and GPS signal. See onstar.com for details and limitations.

Available next-generation wireless charging¹ pad.

Three available Driver Information Center cluster options.

Apple CarPlay^{®2} support for your iPhone[®] (shown)
and Android Auto^{™3} compatibility.

Up to six available USB ports⁴



¹ The system wirelessly charges one compatible mobile device. Some phones have built-in wireless charging technology and others require a special adaptor/back cover. To check for phone or other device compatibility, see my.chevrolet.com/learn or consult your carrier. ² Vehicle user interface is a product of Apple and its terms and privacy statements apply. Requires compatible iPhone and data plan rates apply. ³ Vehicle user interface is a product of Google and its terms and privacy statements apply. Requires the Android Auto app on Google Play and an Android compatible smartphone running Android 5.0 Lollipop or higher. Data plan rates apply. ⁴ Not compatible with all devices.

Apple CarPlay and iPhone are trademarks of Apple Inc., registered in the U.S. and other countries. Android Auto is a trademark of Google LLC.

SAFETY AND DRIVER ASSISTANCE

A COMMITMENT TO SAFETY IS ONE OF OUR GREATEST STRENGTHS.



Automatic Emergency Braking. At speeds below 50 mph, if an imminent front-end collision is detected with a vehicle you are following, the feature can alert you and can automatically apply hard emergency braking or enhance driver hard braking. Available on LTZ and High Country.



Following Distance Indicator and Forward Collision Alert. These features monitor how close your vehicle is to the detected vehicle in front of you and can alert you to a potential crash. Available on LTZ and High Country.



Lane Departure Warning. This camera-based system reads traffic lane markings when identifiable and provides alerts if you unintentionally drift out of your lane without using a turn signal. Available on LTZ and High Country.



Lane Change Alert with Side Blind Zone Alert. This feature can provide side mirror alerts when it detects fast-approaching vehicles in adjacent lanes as well as moving vehicles in the side mirror blind zones. Standard on High Country; available on WT, LT and LTZ.



Rear Cross Traffic Alert. This feature can alert you to detected vehicles crossing behind your Silverado HD when backing up. Standard on High Country; available on WT, LT and LTZ.



Rear Vision Camera. When traveling in Reverse at low speeds, this feature helps provide a view of the area immediately behind your Silverado HD. A high-definition version is included on LTZ and High Country.



Front and Rear Park Assist. At low speeds, this feature can provide distance alerts to nearby detected objects to help you park. Standard on High Country; available on WT, LT and LTZ.




IntelliBeam® headlamps. When oncoming headlamps are sensed or when taillamps are detected, this feature intuitively adjusts between low and high beams. Available on LTZ and High Country.



Safety Alert Seat. This feature gives you the option of getting directional vibration pulses from the driver seat instead of beeps to indicate the direction of potential threats. Available on LTZ and High Country.

Safety starts with you. Safety or driver assistance features are no substitute for the driver's responsibility to operate the vehicle in a safe manner. The driver should remain attentive to traffic, surroundings and road conditions at all times. Visibility, weather and road conditions may affect feature performance. Read the vehicle Owner's Manual for more important feature limitations and information.



ACCESSORIES



Dealer-installed Center Console Lockable Storage Box from Chevrolet Accessories.



Dealer-installed Illuminated Door Sill Plate and Premium All-Weather Floor Liners from Chevrolet Accessories.



Dealer-installed Soft Roll-Up Tonneau Cover from Chevrolet Accessories.



¹ To avoid the risk of injury, never use recovery hooks to tow a vehicle. See the Owner's Manual for more information.

2500HD Crew Cab Standard Bed LTZ 4x4 with available dealer-installed 20-inch Chrome Wheels, 6-inch Rectangular Assist Steps, Chrome Recovery Hooks; Dark Essentials Package and Chrome Hood Induction Assembly from Chevrolet Accessories.

EXTERIOR COLORS



Summit White (GAZ)



Iridescent Pearl Tricoat^{1,2} (G1W)



Silver Ice Metallic (GAN)



Shadow Gray Metallic (GJI)



Red Hot³ (G7C)



Cajun Red Tintcoat^{1,2} (GPJ)



Oxford Brown Metallic (GNK)



Northsky Blue Metallic (GA0)



Black (GBA)

¹ Extra-cost color. ² Not available on WT and Custom. ³ Not available on High Country.

WHEELS



17" Painted-Steel Wheels (PYN)
Standard on 2500HD WT



17" Machined-Aluminum Wheels (PYQ)
Standard on 2500HD LT;
available on 2500HD WT



17" Painted-Steel Wheels (PYW)
Standard on 3500HD WT DRW



17" Painted-Steel Wheels
with Chrome Trim and Caps (PYW with P06)
Standard on 3500HD LT and LTZ DRW;
available on 3500HD WT DRW



17" Polished-Aluminum Wheels (RS7)
Standard on 3500HD High Country DRW;
available on 3500HD LTZ DRW



18" Painted-Steel Wheels (PYT)
Standard on 3500HD WT SRW;
available on 2500HD WT and LT and 3500HD LT SRW



18" Machined-Aluminum Wheels
with Silver-Painted Accents (PYV)
Standard on 2500HD LTZ and 3500HD LT and LTZ SRW;
available on 2500HD WT¹ and LT and 3500HD WT SRW



20" 10-Spoke Machined-Aluminum Wheels
with High-Gloss Black-Painted Accents (RQ9)
Standard on 2500HD Custom;
available on 2500HD LT and 3500HD LT SRW



20" 6-Spoke Polished-Aluminum Wheels (RTH)
Available on 2500HD LTZ and 3500HD LTZ SRW



20" 16-Spoke Polished-Aluminum Wheels (PYS)
Standard on 2500HD High Country
and 3500HD High Country SRW

¹ Requires available Alaskan Snow Plow Special Edition.

ENGINE SPECIFICATIONS



6.6L V8 GAS Standard on all 2500HD and 3500HD models.

Variable Valve Timing (VVT) and Direct Injection

6-speed automatic transmission

401 hp @ 5200 rpm

464 lb.-ft. of torque @ 4000 rpm

Displacement: 6600 cc (403 cu. in.)

Bore and stroke: 103.25 mm x 98 mm

Compression ratio: 10.75:1

Alternator: 170 amps



DURAMAX 6.6L TURBO-DIESEL V8 Available on 2500HD and 3500HD models.

Direct Injection with high-pressure common rail

Allison® 10-speed automatic transmission

445 hp @ 2800 rpm

910 lb.-ft. of torque @ 1600 rpm

Displacement: 6619 cc (403 cu. in.)

Bore and stroke: 103 mm x 99 mm

Compression ratio: 16.0:1

Alternator: 220 amps

PAYLOAD AND TRAILER WEIGHT RATINGS

MODEL	ENGINE	WHEEL SIZE	GVWR (LBS.) ¹	MAX PAYLOAD (LBS.) ²	MAX CONVENTIONAL TOWING (LBS.) ³	MAX GOOSENECK/5TH-WHEEL TOWING (LBS.) ³
2500HD REGULAR CAB						
Long Bed 2WD	6.6L V8 gas	17"/18"	9,900	3,757	14,500	17,370
	6.6L V8 gas	17"	10,000	3,857	14,500	17,370
	6.6L V8 gas	18"/20"	10,150	3,979	14,500	17,340
	Duramax 6.6L V8	17"	10,550	3,544	14,500	18,510
	Duramax 6.6L V8	18"/20"	10,750	3,715	14,500	18,480
Long Bed 4x4	6.6L V8 gas	17"/18"	10,000	3,544	14,500	17,060
	6.6L V8 gas	17"	10,250	3,794	14,500	17,060
	6.6L V8 gas	18"/20"	10,450	3,965	14,500	17,030
	Duramax 6.6L V8	17"	10,900	3,581	14,500	18,190
	Duramax 6.6L V8	18"/20"	11,025	3,715	14,500	18,160
2500HD DOUBLE CAB						
Standard Bed 2WD	6.6L V8 gas	17"/18"	10,000	3,541	14,500	17,050
	6.6L V8 gas	17"	10,050	3,591	14,500	17,050
	6.6L V8 gas	18"/20"	10,250	3,762	14,500	17,000
	Duramax 6.6L V8	17"	10,700	3,390	14,500	18,200
	Duramax 6.6L V8	18"/20"	10,900	3,561	14,500	18,170
Standard Bed 4x4	6.6L V8 gas	17"/18"	10,000	3,226	14,500	16,740
	6.6L V8 gas	17"	10,350	3,576	14,500	16,740
	6.6L V8 gas	18"/20"	10,550	3,747	14,500	16,710
	Duramax 6.6L V8	17"/18"	10,000	2,375	14,500	12,610
	Duramax 6.6L V8	17"	11,000	3,375	14,500	17,890
Long Bed 2WD	Duramax 6.6L V8	18"/20"	11,200	3,546	14,500	17,860
	6.6L V8 gas	17"/18"	10,000	3,420	14,500	16,930
	6.6L V8 gas	17"	10,200	3,620	14,500	16,930
	6.6L V8 gas	18"/20"	10,400	3,792	14,500	16,900
	Duramax 6.6L V8	17"	10,900	3,424	14,500	18,040
Long Bed 4x4	Duramax 6.6L V8	18"/20"	11,100	3,595	14,500	18,010
	6.6L V8 gas	17"/18"	10,000	3,133	14,500	16,650
	6.6L V8 gas	17"	10,500	3,633	14,500	16,650
	6.6L V8 gas	18"/20"	10,750	3,854	14,500	16,620
	Duramax 6.6L V8	17"/18"	10,000	2,236	14,500	11,690
Long Bed 4x4	Duramax 6.6L V8	17"	11,200	3,436	14,500	17,750
	Duramax 6.6L V8	18"/20"	11,450	3,657	14,500	17,720

¹ Maximum Gross Vehicle Weight Rating (GVWR). When properly equipped; includes weight of vehicle, passengers, cargo and equipment. ² These maximum payload ratings are intended for comparison purposes only. Before you buy a vehicle or use it to haul people or cargo, carefully review the Vehicle Loading section of the Owner's Manual and check the carrying capacity of your specific vehicle on the label on the inside of the driver door jamb. ³ Before you buy a vehicle or use it for trailering, carefully review the Trailering section of the Owner's Manual. The weight of passengers, cargo and options or accessories may reduce the amount you can tow.

PAYLOAD AND TRAILER WEIGHT RATINGS (CONTINUED)

MODEL	ENGINE	WHEEL SIZE	GVWR (LBS.) ¹	MAX PAYLOAD (LBS.) ²	MAX CONVENTIONAL TOWING (LBS.) ³	MAX GOOSENECK/ 5TH-WHEEL TOWING (LBS.) ³
2500HD CREW CAB						
Standard Bed 2WD	6.6L V8 gas	17"/18"	10,000	3,429	14,500	16,940
	6.6L V8 gas	17"	10,150	3,579	14,500	16,940
	6.6L V8 gas	18"/20"	10,350	3,751	14,500	16,900
	Duramax 6.6L V8	17"	10,000	2,532	14,500	13,660
	Duramax 6.6L V8	18"/20"	10,000	2,561	18,140	13,470
	Duramax 6.6L V8	17"	10,800	3,332	14,500	18,050
	Duramax 6.6L V8	18"/20"	11,050	3,553	18,500	18,500
Standard Bed 4x4	6.6L V8 gas	17"/18"	10,000	3,139	14,500	16,650
	6.6L V8 gas	17"	10,450	3,589	14,500	16,650
	6.6L V8 gas	18"/20"	10,650	3,760	14,500	16,620
	Duramax 6.6L V8	17"	10,000	2,241	14,500	11,720
	Duramax 6.6L V8	18"/20"	10,000	2,213	17,850	11,530
	Duramax 6.6L V8	17"	11,150	3,391	14,500	17,750
	Duramax 6.6L V8	18"/20"	11,350	3,563	18,500	18,500
Long Bed 2WD	6.6L V8 gas	17"/18"	10,000	3,329	14,500	16,840
	6.6L V8 gas	17"	10,300	3,629	14,500	16,840
	6.6L V8 gas	18"/20"	10,500	3,800	14,500	16,810
	Duramax 6.6L V8	17"	10,000	2,365	14,500	12,550
	Duramax 6.6L V8	18"/20"	10,000	2,336	17,970	12,350
	Duramax 6.6L V8	17"	11,000	3,365	14,500	17,880
	Duramax 6.6L V8	18"/20"	11,200	3,536	18,500	18,500
Long Bed 4x4	6.6L V8 gas	17"/18"	10,000	3,040	14,500	16,550
	6.6L V8 gas	17"	10,650	3,690	14,500	16,550
	6.6L V8 gas	18"/20"	10,850	3,862	14,500	16,520
	Duramax 6.6L V8	17"	10,000	2,076	14,500	10,620
	Duramax 6.6L V8	18"/20"	10,000	2,047	16,560	10,240
	Duramax 6.6L V8	17"	11,350	3,426	14,500	17,590
	Duramax 6.6L V8	18"/20"	11,550	3,597	18,500	18,500
Long Bed 4x4 DRW	6.6L V8 gas	17"	14,000	6,610	16,200	16,180
	Duramax 6.6L V8	17"	14,000	5,607	20,000	31,180

MODEL	ENGINE	WHEEL SIZE	GVWR (LBS.) ¹	MAX PAYLOAD (LBS.) ²	MAX CONVENTIONAL TOWING (LBS.) ³	MAX GOOSENECK/ 5TH-WHEEL TOWING (LBS.) ³
3500HD REGULAR CAB						
Long Bed 2WD SRW	6.6L V8 gas	18"/20"	10,750	4,481	14,500	17,200
	Duramax 6.6L V8	18"/20"	11,500	4,215	14,500	21,500
Long Bed 4x4 SRW	6.6L V8 gas	18"/20"	11,100	4,534	14,500	16,950
	Duramax 6.6L V8	18"/20"	11,800	4,217	14,500	21,500
Long Bed 2WD DRW	6.6L V8 gas	17"	14,000	7,442	16,800	16,800
	Duramax 6.6L V8	17" (5th-Wheel)	14,000	6,532	20,000	32,000
	Duramax 6.6L V8	17" (Gooseneck)	14,000	6,409	20,000	35,500 ⁴
Long Bed 4x4 DRW	6.6L V8 gas	17"	14,000	7,145	16,800	16,710
	Duramax 6.6L V8	17"	14,000	6,196	20,000	31,760
3500HD DOUBLE CAB						
Long Bed 2WD SRW	6.6L V8 gas	18"/20"	11,100	4,373	14,500	16,700
	Duramax 6.6L V8	18"/20"	11,850	4,130	14,500	21,490
Long Bed 4x4 SRW	6.6L V8 gas	18"/20"	11,400	4,391	14,500	16,500
	Duramax 6.6L V8	18"/20"	12,150	4,148	14,500	21,210
Long Bed 2WD DRW	6.6L V8 gas	17"	14,000	6,985	16,400	16,400
	Duramax 6.6L V8	17"	14,000	6,059	20,000	31,500
Long Bed 4x4 DRW	6.6L V8 gas	17"	14,000	6,703	16,390	16,270
	Duramax 6.6L V8	17"	14,000	5,777	20,000	31,340
3500HD CREW CAB						
Standard Bed 2WD SRW	6.6L V8 gas	18"/20"	11,000	4,316	14,500	16,700
	Duramax 6.6L V8	18"/20"	11,750	4,135	20,000	21,500
Standard Bed 4x4 SRW	6.6L V8 gas	18"/20"	11,350	4,365	14,500	16,530
	Duramax 6.6L V8	18"/20"	12,100	4,185	20,000	21,300
Long Bed 2WD SRW	6.6L V8 gas	18"/20"	11,150	4,333	14,500	16,700
	Duramax 6.6L V8	18"/20"	11,900	4,013	20,000	21,330
Long Bed 4x4 SRW	6.6L V8 gas	18"/20"	11,500	4,398	14,500	16,410
	Duramax 6.6L V8	18"/20"	12,250	4,078	20,000	21,040
Long Bed 2WD DRW	6.6L V8 gas	17"	14,000	6,894	16,300	16,200
	Duramax 6.6L V8	17"	14,000	5,892	20,000	31,400
Long Bed 4x4 DRW	6.6L V8 gas	17"	14,000	6,610	16,300	16,180
	Duramax 6.6L V8	17"	14,000	5,607	20,000	31,180

¹ Maximum Gross Vehicle Weight Rating (GVWR). When properly equipped; includes weight of vehicle, passengers, cargo and equipment. ² These maximum payload ratings are intended for comparison purposes only. Before you buy a vehicle or use it to haul people or cargo, carefully review the Vehicle Loading section of the Owner's Manual and check the carrying capacity of your specific vehicle on the label on the inside of the driver door jamb. ³ Before you buy a vehicle or use it for trailering, carefully review the Trailering section of the Owner's Manual. The weight of passengers, cargo and options or accessories may reduce the amount you can tow. ⁴ Requires WT model.

MODEL AVAILABILITY

● AVAILABLE – NOT AVAILABLE

MODEL	SERIES	STANDARD ENGINE		2WD	4x4	REGULAR CAB LONG BED	DOUBLE CAB STANDARD BED	DOUBLE CAB LONG BED	CREW CAB STANDARD BED	CREW CAB LONG BED
		6.6L V8 GAS	AVAILABLE ENGINE DURAMAX 6.6L V8							
WT	2500HD	●	●	●	●	●	●	●	●	●
	3500HD	●	●	●	●	●	–	●	● ¹	●
CUSTOM	2500HD	●	–	●	●	–	●	●	●	●
LT	2500HD	●	●	●	●	●	●	●	●	●
	3500HD	●	●	●	●	●	–	●	● ¹	●
LTZ	2500HD	●	●	●	●	–	●	●	●	●
	3500HD	●	●	●	●	–	–	–	● ¹	●
HIGH COUNTRY	2500HD	●	●	–	●	–	–	–	●	●
	3500HD	●	●	–	●	–	–	–	● ¹	●

STANDARD EQUIPMENT

Standard on every Silverado HD:

MECHANICAL

Air filter – high-capacity with air filtration monitoring

Brakes – 4-wheel antilock disc with Duralife® brake rotors and brake lining wear indicator

Cooling – external engine and transmission oil coolers

Differential – heavy-duty automatic locking rear

Engine – 6.6L V8 gas with Variable Valve Timing (VVT) and Direct Injection

Frame – fully boxed frame with hydroformed front section

StabiliTrak – Electronic Stability Control System with Proactive Roll Avoidance and Traction Control; includes Electronic Trailer Sway Control and Hill Start Assist²

Trailer Package – trailer hitch with 2.5-inch receiver and 2-inch insert, 7-pin wiring connector and Hitch Guidance²

Transmission – 6-speed automatic

EXTERIOR

BedSteps – integrated on forward portion of bed on driver and passenger side

Bumper – rear CornerSteps

Cargo area lighting – integrated with center high-mounted stop lamp

Fuel filler – capless fueling (gas engine only)

Lamps – daytime running lamps, automatic on/off with automatic delay

Pickup bed – Durabed

Tailgate and bed rail – protection cap

Tie-downs – 12 fixed cargo tie-downs, rated at 500 lbs³ per corner

EXTERIOR (CONTINUED)

Tire – carrier lock

Tire – full-size spare

INTERIOR

Air conditioning

Air vents – rear, heating/cooling (Double Cab and Crew Cab)

Airbags⁴ – dual-stage frontal airbags for driver and front outboard passenger; seat-mounted side-impact airbags for driver and front outboard passenger; head-curtain airbags for front and rear outboard seating positions; includes front outboard Passenger Sensing System for frontal outboard passenger airbag

Assist handles – driver and front passenger, A-pillar; rear passenger, B-pillar

Connectivity – Bluetooth[®] phone connectivity and wireless audio streaming⁵

Display – outside temperature

Door locks – manual (Regular Cab); power programmable with lockout protection and manual rear door child security (Double Cab and Crew Cab)

Instrument cluster – 6-gauge with speedometer, fuel level, engine temperature, tachometer, voltage and oil pressure

Power outlet – 12-volt auxiliary, front

Rear Seat Reminder⁴ (Double Cab and Crew Cab)

Rear Vision Camera²

Teen Driver technology

Tire Pressure Monitoring System – with Tire Fill Alert (does not apply to spare tire)

Windows – manual (Regular Cab); power with driver express-up/-down, all others express-down (Double Cab and Crew Cab)

¹ SRW only. ² Read the vehicle Owner's Manual for important feature limitations and information. ³ These maximum payload ratings are intended for comparison purposes only. Before you buy a vehicle or use it to haul people or cargo, carefully review the Vehicle Loading section of the Owner's Manual and check the carrying capacity of your specific vehicle on the label on the inside of the driver door jamb. ⁴ A NOTE ON CHILD SAFETY: Always use seat belts and the correct child restraint for your child's age and size, even with airbags. Even in vehicles equipped with the Passenger Sensing System, children are safer when properly secured in a rear seat in the appropriate infant, child or booster seat. Never place a rear-facing infant restraint in the front seat of any vehicle equipped with an active frontal airbag. See your vehicle Owner's Manual and the child safety seat instructions for more safety information. ⁵ Go to my.chevrolet.com/learnAbout/bluetooth to find out which phones are compatible with the vehicle. Full Bluetooth feature functionality varies by device, model, and software version. ⁶ Does not detect people or items. Always check rear seat before exiting.

MODELS



WORK TRUCK (WT)

Available on 2500HD and 3500HD Regular Cab, Double Cab and Crew Cab. In addition to standard equipment, WT includes:

MECHANICAL

Steering – recirculating ball with smart flow power steering system

Transfer case – 2-speed electronic (4x4 models)

EXTERIOR

Bumpers – semigloss Black, front and rear

Door handles – Black

Glass – solar-absorbing tinted

Grille – Chevrolet lettered grille, Black front grille bar, and Black mesh grille inserts with small Gold bowtie emblem

Headlamps – halogen reflector headlamps and daytime running lamps

Mirror caps – Black

Mirrors – vertical trailing, manual-adjustable, manual-folding and manual-extending with lower convex mirrors


Moldings – Black window beltline

Recovery hooks¹ – Black

Tailgate – manual lift

Taillamps – incandescent

Tires – LT245/75R17E all-season (2500HD); LT275/70R18E all-terrain (3500HD SRW); LT235/80R17E all-season highway (3500HD DRW)



Jet Black Vinyl (shown)



Jet Black Cloth

INTERIOR

Air conditioning – single-zone

Audio – 2-speaker system (Regular Cab); 6-speaker system (Double Cab and Crew Cab)

Driver Information Center – 3.5-inch diagonal monochromatic display

Entertainment – Chevrolet Infotainment 3 system² with 7-inch diagonal color touch-screen, AM/FM stereo, Bluetooth[®] audio streaming³ for two active devices, voice command pass-through to compatible phone, and Apple CarPlay^{®4} and Android Auto^{™5} compatibility

Floor covering – rubberized vinyl

Media – USB port⁶ on instrument panel


Seat – front 40/20/40 split-bench with 4-way manual driver and front passenger seat adjusters

Seat – rear 60/40 folding bench (Double Cab and Crew Cab)

Steering column – tilt-wheel manual steering column with security locking feature

¹ To avoid the risk of injury, never use recovery hooks to tow a vehicle. See the Owner's Manual for more information. ² Chevrolet Infotainment System functionality varies by model. Full functionality requires compatible Bluetooth and smartphone, and USB connectivity for some devices. ³ Go to my.chevrolet.com/learnAbout/bluetooth to find out which phones are compatible with the vehicle. Full Bluetooth feature functionality varies by device, model, and software version. ⁴ Vehicle user interface is a product of Apple and its terms and privacy statements apply. Requires compatible iPhone and data plan rates apply. ⁵ Vehicle user interface is a product of Google and its terms and privacy statements apply. Requires the Android Auto app on Google Play and an Android compatible smartphone running Android 5.0 Lollipop or higher. Data plan rates apply. ⁶ Not compatible with all devices.

MODELS (CONTINUED)



Jet Black Cloth

CUSTOM

Available on 2500HD Double Cab and Crew Cab. In addition to or replacing WT features, Custom includes:

EXTERIOR

Bumpers – high-gloss Black, front and rear

Glass – deep-tinted behind front doors

Grille – Chevrolet lettered grille, body-color front grille bar, body-color grille surround and Black mesh grille inserts with small Gold bowtie emblem

Mirrors – vertical trailing, heated upper glass, power-adjustable, manual-folding and manual-extending with lower convex mirrors and integrated turn signal indicators

Taillamps – LED

Tires – LT275/65R20 all-terrain

INTERIOR

Cruise control – electronic with Set and Resume Speed, steering wheel-mounted controls

Floor covering – color-keyed carpeting

Floor mats – vinyl, front and rear

Remote Keyless Entry

MODELS (CONTINUED)



LT

Available on 2500HD and 3500HD Regular Cab, Double Cab and Crew Cab. In addition to or replacing WT features, LT includes:

MECHANICAL

Trailer brake controller – integrated

EXTERIOR

Bumpers – chrome, front and rear

Door handles – body-color

Glass – deep-tinted behind front doors

Grille – Chevrolet lettered grille, chrome front grille bar, and Black mesh grille inserts with small Gold bowtie emblem

Mirrors – vertical trailing, heated upper glass, power-adjustable, manual-folding and manual-extending with lower convex mirrors and integrated turn signal indicators

Tailgate – manual with EZ Lift

INTERIOR

Compass – located in instrument cluster

Cruise control – electronic with Set and Resume Speed

Door locks – power programmable with lockout protection (Regular Cab)

Driver Information Center – 4.2-inch diagonal color display and driver personalization

Entertainment – Chevrolet Infotainment 3 system¹ with 8-inch diagonal color touch-screen, AM/FM stereo, Bluetooth[®] audio streaming² for two active devices, voice command pass-through to compatible phone, and Apple CarPlay^{®3} and Android Auto^{™4} compatibility

Floor covering – color-keyed carpeting

Floor mats – vinyl, front and rear



Media – two USB ports⁵ on instrument panel

Remote Keyless Entry

Seat – front 40/20/40 split-bench with covered armrest storage

Steering wheel – mounted audio, cruise and phone controls


Windows – power driver express-up/-down, passenger express-down (Regular Cab)



Jet Black Cloth



Gideon Cloth



Jet Black Leather-Appointed Front Seating Surfaces



Gideon Leather-Appointed Front Seating Surfaces (shown)

¹ Chevrolet Infotainment System functionality varies by model. Full functionality requires compatible Bluetooth and smartphone, and USB connectivity for some devices. ² Go to my.chevrolet.com/learnAbout/bluetooth to find out which phones are compatible with the vehicle. Full Bluetooth feature functionality varies by device, model, and software version. ³ Vehicle user interface is a product of Apple and its terms and privacy statements apply. Requires compatible iPhone and data plan rates apply. ⁴ Vehicle user interface is a product of Google and its terms and privacy statements apply. Requires the Android Auto app on Google Play and an Android compatible smartphone running Android 5.0 Lollipop or higher. Data plan rates apply. ⁵ Not compatible with all devices.

MODELS (CONTINUED)



LTZ

Available on 2500HD Double Cab and Crew Cab and 3500HD Crew Cab. In addition to or replacing LT features, LTZ includes:

MECHANICAL

Advanced Trailering System – includes trailering checklist, trailer maintenance reminders, trailer security alerts, trailer mileage, Tow/Haul mode reminder, trailer electrical diagnostics and Trailer Tire Pressure Monitoring System module

Hitch Guidance with Hitch View¹

Steering – Digital Variable Steering Assist

Transfer case – Autotrac 2-speed active electronic (4x4 models)

EXTERIOR

Door handles – chrome

Foglamps – LED

Grille – Chevrolet lettered grille, chrome front grille bar, and chrome grille inserts with small Gold bowtie emblem

Headlamps – LED reflector headlamps with LED signature daytime running lamps

Mirror caps – chrome

Mirrors – vertical trailering, heated and auto-dimming upper glass (driver and passenger), power-adjustable, power-folding and power-extending with lower convex mirrors, integrated turn signal indicators, puddle lamps, perimeter lighting and auxiliary lighting

Moldings – stainless steel window beltline

Power outlet – 120-volt (up to 400 watts, shared with instrument panel 120-volt outlet), bed-mounted

Tailgate – EZ Lift, includes power lock and release

Taillamps – LED



Tires – LT275/70R18E all-terrain (2500HD)

Wheelhouse liners – rear (SRW models)


INTERIOR

Air conditioning – automatic, dual-zone with individual climate settings for driver and front passenger

Defogger – rear-window



Jet Black Perforated Leather-Appointed Front Seating Surfaces



Gideon Perforated Leather-Appointed Front Seating Surfaces (shown)

INTERIOR (CONTINUED)

Entertainment – Chevrolet Infotainment 3 Plus system² with 8-inch diagonal HD color touch-screen, AM/FM stereo, HD Radio,[®] Bluetooth[®] audio streaming³ for two active devices, Apple CarPlay^{®4} and Android Auto^{™5} compatibility, voice recognition and in-vehicle apps⁶

Keyless Open and Start

Media – two USB ports⁷ and SD card reader on instrument panel and two charge-only USB ports⁷ in second row

Memory – recalls two presets for power driver seat and exterior mirror settings

Mirror – rearview, auto-dimming

Power outlets – 120-volt (up to 400 watts, shared with cargo bed 120-volt outlet), on instrument panel; 12-volt auxiliary, rear

Rear Vision Camera¹ – HD

Remote vehicle starter system

Seat – rear 60/40 folding bench with underseat storage and center fold-out armrest with two cup holders (seatback storage included on Crew Cab)

Seats – heated, 10-way power driver and front outboard passenger seat adjusters with power lumbar control

SiriusXM[®] with 360L[®] – All Access Package with 3-month trial subscription

Steering column – manual tilt/telescoping with electric theft-deterrent locking feature

Steering wheel – heated, leather-wrapped

Theft-deterrent system – unauthorized entry

Windows – power driver and front passenger express-up/-down, rear express-down

¹ Read the vehicle Owner's Manual for important feature limitations and information. ² Chevrolet Infotainment System functionality varies by model. Full functionality requires compatible Bluetooth and smartphone, and USB connectivity for some devices. Map coverage available in the United States, Puerto Rico and Canada. ³ Go to my.chevrolet.com/learnAbout/bluetooth to find out which phones are compatible with the vehicle. Full Bluetooth feature functionality varies by device, model, and software version. ⁴ Vehicle user interface is a product of Apple and its terms and privacy statements apply. Requires compatible iPhone and data plan rates apply. ⁵ Vehicle user interface is a product of Google and its terms and privacy statements apply. Requires the Android Auto app on Google Play and an Android compatible smartphone running Android 5.0 Lollipop or higher. Data plan rates apply. ⁶ Requires active service plan and paid AT&T vehicle data plan or compatible device with 3G/4G LTE tethering data plan. Visit onstar.com for details and limitations. ⁷ Not compatible with all devices. ⁸ Certain features require a SiriusXM subscription and the Chevrolet Connected Access plan. See siriusxm.com and onstar.com for details and limitations.

MODELS (CONTINUED)



HIGH COUNTRY

Available on 2500HD and 3500HD Crew Cab 4x4. In addition to or replacing LTZ features, High Country includes:

MECHANICAL

Exhaust – polished tip (6.6L V8 gas engine only)

EXTERIOR

Assist steps – chrome

Bedliner – Black Chevytec spray-on bedliner with High Country logo

Bumpers – body-color, front and rear

Cargo area lighting – LED, in pickup bed, key fob-activated

Grille – chrome front grille bar with Gold bowtie emblem and chrome grille inserts with Bronze accents

Headlamps – high-intensity LED reflector headlamps with LED signature curtain daytime running lamps

Recovery hooks¹ – chrome

Tailgate – power-up/-down with power lock and release



Tires – LT275/65R20 all-terrain (2500HD and 3500HD SRW)

INTERIOR

Audio system – Bose premium 7-speaker sound system with Richbass subwoofer

Console – floor-mounted console with cup holders, cell phone storage, power cord management and hanging file folder capability

Driver Information Center – enhanced 8-inch diagonal multi-color configurable display, includes analog speedometer and tachometer



Jet Black Perforated Leather-Appointed Seating Surfaces

Jet Black/Umbre Perforated Leather-Appointed Seating Surfaces (shown)

INTERIOR (CONTINUED)

Entertainment – Chevrolet Infotainment 3 Premium with Navigation system²; includes available Connected Navigation³; enhanced voice recognition, additional memory for in-vehicle apps⁴; 8-inch diagonal HD color touch-screen, AM/FM stereo, HD Radio⁵, Bluetooth⁶ audio streaming⁵ for two active devices, and Apple CarPlay⁶ and Android Auto⁷ compatibility

Floor mats – carpeted, front and rear

Front and Rear Park Assist⁸

Lane Change Alert with Side Blind Zone Alert⁴

Media – two USB ports⁹, SD card reader and auxiliary input jack inside center console

Rear Cross Traffic Alert⁸

Seats – front bucket seats with center floor console

Seats – ventilated driver and front passenger, heated rear outboard seating positions

Window – power-sliding rear window with defogger

Wireless charging¹⁰

¹ To avoid the risk of injury, never use recovery hooks to tow a vehicle. See the Owner's Manual for more information. ² Chevrolet Infotainment System functionality varies by model. Full functionality requires compatible Bluetooth and smartphone, and USB connectivity for some devices. Map coverage available in the United States, Puerto Rico and Canada. ³ Connected Navigation and Real-time Points of Interest (POI) only available on properly equipped vehicles. Requires paid plan or trial. Map coverage available in the United States, Puerto Rico and Canada. Visit onstar.com for details and limitations. ⁴ Requires active service plan and paid AT&T vehicle data plan or compatible device with 3G/4G LTE tethering data plan. Visit onstar.com for details and limitations. ⁵ Go to my.chevrolet.com/learnAbout/bluetooth to find out which phones are compatible with the vehicle. Full Bluetooth feature functionality varies by device, model, and software version. ⁶ Vehicle user interface is a product of Apple and its terms and privacy statements apply. Requires compatible iPhone and data plan rates apply. ⁷ Vehicle user interface is a product of Google and its terms and privacy statements apply. Requires the Android Auto app on Google Play and an Android compatible smartphone running Android 5.0 Lollipop or higher. Data plan rates apply. ⁸ Read the vehicle Owner's Manual for important feature limitations and information. ⁹ Not compatible with all devices. ¹⁰ The system wirelessly charges one compatible mobile device. Some phones have built-in wireless charging technology and others require a special adaptor/back cover. To check for phone or other device compatibility, see my.chevrolet.com/learn or consult your carrier.

SPECIFICATIONS

● STANDARD ○ AVAILABLE – NOT AVAILABLE

	WT	CUSTOM	LT	LTX	HIGH COUNTRY
EXTERIOR					
Assist steps: Chrome, 6-inch rectangular (Crew Cab)	–	–	○	○	●
Bed View Camera: ¹ Two trailer camera provisions (LT requires available Convenience Package II or Advanced Trailing Package)	–	–	○	○	○
Bedliner: Chevytec spray-on, Black with logo (bed only; tailgate has Black composite inner panel)	○	○	○	○	●
Bumpers: Chrome, front and rear	○	–	●	●	–
Cargo area lighting: LED pickup bed, activated with switch in bed, instrument panel center switch bank or key fob	○	○	○	○	●
Fog lamps: LED (LT requires available Convenience Package)	–	–	○	●	●
Glass: Deep-tinted behind front doors (Double Cab and Crew Cab)	○	●	●	●	●
Mirrors: Vertical trailing, heated upper glass, auto-dimming driver side, power-adjustable, power-folding and manual-extending with lower convex mirrors and integrated turn signal indicators, puddle lamps, perimeter lighting and auxiliary lighting; includes interior auto-dimming rearview mirror (WT requires available WT Convenience Package; Custom requires available Custom Convenience Package; LT requires available Convenience Package or Advanced Trailing Package)	○	○	○	–	–
Heated, power-adjustable, manual-folding, non-extending; passenger mirror has flat glass (WT requires available WT Convenience Package; 3500HD LT requires SRW)	○	–	○	–	–
Roof marker lamps: LED amber (standard on 3500HD DRW models) ²	○	○	○	○	○
Tailgate: EZ Lift, power lock and release (WT requires available WT Convenience Package; Custom requires available Custom Convenience Package; LT requires available Convenience Package or Advanced Trailing Package)	○	○	○	●	–
Power-up/-down gate function, power lock and release (LTX requires available LTZ Convenience Package, LTX Plus Package, LTX Texas Edition or LTX Premium Package)	–	–	–	○	●
Wheelhouse liners: Rear (LT requires available Convenience Package) (SRW models only)	–	–	○	●	●
MECHANICAL					
Alternator: 220 amps, included with available Duramax 6.6L V8; available with 6.6L V8 gas engine Dual, 220-amp primary and 170-amp auxiliary (requires available auxiliary battery)	○	○	○	○	○
Battery: Auxiliary (requires 6.6L V8 gas engine with available 220-amp alternator or dual alternators)	○	○	○	○	○
Duramax 6.6L Turbo-Diesel V8 engine (B20 biodiesel-compatible) and Allison [®] 10-speed automatic transmission; 445 hp @ 2800 rpm, 910 lb.-ft. of torque @ 1600 rpm; includes exhaust brake, engine block heater and capped fuel filler (WT requires available trailer brake controller; Regular Cab WT requires available WT Convenience Package)	○	–	○	○	○
High idle switch (not available with Power Takeoff)	○	○	○	○	○
Power Takeoff (WT requires available cruise control and Duramax 6.6L V8; LT requires available Duramax 6.6L V8)	○	–	○	–	–
Skid plates: Oil pan, front axle and transfer case (2500HD and 3500HD High Country SRW require available Z71 Off-Road Package)	○	○	○	○	○

	WT	CUSTOM	LT	LTX	HIGH COUNTRY
MECHANICAL (CONTINUED)					
Trailer brake controller: Integrated (Regular Cab WT requires available WT Convenience Package; Custom requires available Custom Convenience Package, Custom Value Package or Gooseneck/5th-Wheel Package)	○	○	●	●	●
Trailer tire pressure monitoring sensors: Set of four sensors (LT requires available Convenience Package II or Advanced Trailing Package)	–	–	○	○	○
Trailer wiring provisions: For trailering with gooseneck or 5th-wheel trailer, includes additional 7-way wiring harness at the rear of the pickup bed	○	○	○	○	○
Transfer case: 2-speed, electronic with push-button controls (4x4 models)	●	●	●	–	–
2-speed, electronic active Autotrac with push-button controls (4x4 models)	–	–	○	●	●
Winter grille cover (requires available Duramax 6.6L V8)	○	–	○	○	○
SAFETY & SECURITY					
Automatic Emergency Braking ¹ (requires available Safety Package II)	–	–	–	○	○
Following Distance Indicator ³ and Forward Collision Alert ¹ (requires available Safety Package II)	–	–	–	○	○
Front and Rear Park Assist ¹ : Ultrasonic (WT requires available WT Safety Package; LT and LTX require available Safety Package)	○	–	○	○	●
IntelliBeam headlamps: Automatic high beam on/off (requires available Safety Package II)	–	–	–	○	○
Lane Change Alert with Side Blind Zone Alert ¹ (WT requires available WT Safety Package; LT and LTX require available Safety Package)	○	–	○	○	●
Lane Departure Warning ¹ (requires available Safety Package II)	–	–	–	○	○
Rear Cross Traffic Alert ¹ (WT requires available WT Safety Package; LT and LTX require available Safety Package)	○	–	○	○	●
Rear Vision Camera ¹	●	●	●	–	–
Rear Vision Camera – HD ¹ (LT requires available Convenience Package II or Advanced Trailing Package)	–	–	○	●	●
Surround Vision – HD: ¹ Includes two trailer camera provisions (requires available Technology Package)	–	–	–	○	○
Safety Alert Seat for driver ¹ (requires available Safety Package II)	–	–	–	○	○
Teen Driver technology	●	●	●	●	●
Theft-deterrent system: Unauthorized entry (LT requires available Convenience Package)	–	–	○	●	●
1 month of OnStar Safety & Security coverage, ² which includes Automatic Crash Response, Emergency Services, Stolen Vehicle Assistance, Roadside Assistance and Turn-by-Turn Navigation ⁴ (Custom requires available Infotainment Package)	○	○	●	●	●
INTERIOR					
Air conditioning: Single-zone	●	●	●	–	–
Automatic, dual-zone (LT requires available Convenience Package)	–	–	○	●	●
Compass: Display in instrument cluster (WT and Custom require available OnStar)	○	○	●	●	●
Console: Floor-mounted, with cup holders, cell phone storage, power cord management and hanging file holder capability (LT requires available front bucket seats; LTX requires available LTZ Convenience Package)	–	–	○	○	●

¹ Read the vehicle Owner's Manual for important feature limitations and information. ² Restriction applies in California on 2500HD and 3500HD SRW models. See dealer for more information. ³ OnStar plan, working electrical system, cell reception and GPS signal required. OnStar links to emergency services. Not all vehicles may transmit all crash data. Roadside services provided by Allstate Roadside Services for vehicles only. Limitations and restrictions apply. Stolen Vehicle Assistance requires armed GM factory-installed theft-deterrent system, contact method on file and enrollment to receive alerts. Services are intended to assist with vehicle recovery and do not prevent theft or protect against damage or loss. Visit onstar.com for details and limitations. Availability subject to change. ⁴ Advisor-based Turn-by-Turn Navigation is subject to User Terms and limitations, and varies by vehicle model. Map coverage available in the United States, Puerto Rico and Canada.

SPECIFICATIONS (CONTINUED)

● STANDARD ○ AVAILABLE – NOT AVAILABLE

	WT	CUSTOM	LT	LTZ	HIGH COUNTRY
INTERIOR (CONTINUED)					
Cruise control: Electronic with Set and Resume Speed, steering wheel-mounted	○	●	●	●	●
Defogger: Rear-window (Custom requires available Custom Convenience Package)	○	○	○	●	●
Driver Information Center: 3.5-inch diagonal monochromatic display	●	●	–	–	–
4.2-inch diagonal color display and driver personalization	–	–	●	●	–
Enhanced with 8-inch diagonal multi-color configurable display, includes analog speedometer and tachometer (LTZ requires available Technology Package)	–	–	–	○	●
Head-Up Display: 15-inch diagonal multi-color (requires available Technology Package)	–	–	–	○	○
Keyless Open and Start (LT requires available Convenience Package)	–	–	○	●	●
Mirror: Rearview, auto-dimming (WT, Custom and LT require available outside power-adjustable, power-folding and manual-extending vertical trailing mirrors)	○	○	○	●	●
Power outlets: 120-volt (400 watts combined), instrument panel- and bed-mounted (WT requires available WT Convenience Package; Custom requires available Custom Convenience Package; LT requires available Convenience Package II)	○	○	○	●	●
Rear Camera Mirror: ¹ Auto-dimming rearview mirror with full camera display (WT requires available WT Convenience Package; Custom requires available Custom Convenience Package; LT requires available Convenience Package or Advanced Trailing Package; LTZ and High Country require available Technology Package)	○	○	○	○	○
Remote Keyless Entry (WT requires available WT Convenience Package)	○	●	●	–	–
Remote vehicle starter system (Custom requires available Custom Convenience Package; LT requires available Convenience Package or Remote Start Package)	–	○	○	●	●
Steering column: Manual tilt/telescoping (LT requires available Convenience Package)	–	–	○	●	●
Steering wheel: Heated, leather-wrapped (LT requires available Convenience Package)	–	–	○	●	●
Sunroof: Power (Crew Cab) (LT requires available Convenience Package II; LTZ requires available LTZ Convenience Package)	–	–	○	○	○
Universal Home Remote: Programmable, includes garage door opener (LT requires available Convenience Package II; LTZ requires available LTZ Convenience Package)	–	–	○	○	●
Upfitter switches: Five 30-amp circuits for installation of aftermarket accessories	○	○	○	○	○
Window: Power-sliding rear with defogger (LT requires available Convenience Package II; LTZ requires available LTZ Convenience Package)	–	–	○	○	●
Wireless charging ² (LTZ requires available LTZ Convenience Package II)	–	–	–	○	●

	WT	CUSTOM	LT	LTZ	HIGH COUNTRY
SEATING					
Seat: Front 40/20/40 split-bench	●	●	–	–	–
Front 40/20/40 split-bench, includes covered storage armrest	–	–	●	–	–
Front 40/20/40 split-bench; LTZ includes covered storage armrest and lockable underseat storage (standard on Regular Cab LT; Double Cab and Crew Cab LT require available Convenience Package)	–	–	○	●	–
Front bucket seats with center floor console (Double Cab and Crew Cab) (LT requires available Convenience Package; LTZ requires available LTZ Convenience Package, LTZ Plus Package, LTZ Premium Package or LTZ Texas Edition)	–	–	○	○	●
Seats: Driver and front passenger 4-way manual adjusters	●	●	●	–	–
Driver 10-way power adjuster with power lumbar control (LT requires available Convenience Package)	–	–	○	●	●
Front passenger 10-way power adjuster with power lumbar control	–	–	–	●	●
Heated driver and front outboard passenger seats (LT requires available Convenience Package)	–	–	○	●	●
Heated rear outboard passenger seats (Crew Cab) (LTZ requires available LTZ Convenience Package)	–	–	–	○	●
Ventilated driver and front passenger seats (LTZ requires available LTZ Convenience Package)	–	–	–	○	●
ENTERTAINMENT					
Chevrolet Infotainment 3 Plus system ³ with 8-inch diagonal HD color touch-screen, AM/FM stereo, HD Radio, ⁴ Bluetooth ⁵ audio streaming ⁴ for two active devices, Apple CarPlay ⁶ and Android Auto ⁷ compatibility, voice recognition and in-vehicle apps ⁷ (LT requires available Convenience Package II or Advanced Trailing Package)	–	–	○	●	–
Chevrolet Infotainment 3 Premium with Navigation system, ² includes Plus system features listed above, Connected Navigation, ⁸ enhanced voice recognition and additional memory for in-vehicle apps ⁷ (LTZ requires available LTZ Convenience Package II)	–	–	–	○	●
Bose premium 7-speaker audio system with Richbass subwoofer (LTZ requires available LTZ Convenience Package II)	–	–	–	○	●
SiriusXM ⁹ All Access Package with 3-month trial subscription (included and only available with Infotainment Package)	–	○	–	–	–
SiriusXM ⁹ with 360L ¹⁰ – All Access Package with 3-month trial subscription (LT requires available Convenience Package II or Advanced Trailing Package)	–	–	○	●	●
Available 4G LTE Wi-Fi ¹¹ Hotspot for up to seven devices, includes 1 month or 3 GB (whichever comes first) (WT and Custom require available OnStar and Chevrolet Connected Services capability)	○	○	●	●	●
Chevrolet Connected Access ¹² for 10 years, enabling services such as Vehicle Diagnostics and Chevrolet Smart Driver (WT and Custom require available OnStar and Chevrolet Connected Services capability)	○	○	●	●	●

1 Read the vehicle Owner's Manual for important feature limitations and information. **2** The system wirelessly charges one compatible mobile device. Some devices require an adaptor or back cover. To check for phone or other device compatibility, visit my.chevrolet.com/learn for details. **3** Chevrolet Infotainment System functionality varies by model. Full functionality requires compatible Bluetooth and smartphone, and USB connectivity for some devices. Map coverage available in the United States, Puerto Rico and Canada. **4** Go to my.chevrolet.com/learnAbout/bluetooth to find out which phones are compatible with the vehicle. Full Bluetooth feature functionality varies by device, model and software version. **5** Vehicle user interface is a product of Apple and its terms and privacy statements apply. Requires compatible iPhone and data plan rates apply. **6** Vehicle user interface is a product of Google and its terms and privacy statements apply. Requires the Android Auto app on Google Play and an Android compatible smartphone running Android 5.0 Lollipop or higher. Data plan rates apply. **7** Requires active service plan and paid AT&T vehicle data plan or compatible device with 3G/4G LTE tethering data plan. Visit onstar.com for details and limitations. **8** Connected Navigation and Real-time Points of Interest (POI) only available on properly equipped vehicles. Requires paid plan or trial. Map coverage available in the United States, Puerto Rico and Canada. Visit onstar.com for details and limitations. **9** If you decide to continue service after your trial, your selected subscription plan will automatically renew thereafter. You will be charged at then-current rates. Fees and taxes apply. Please see the SiriusXM Customer Agreement at siriusxm.com for complete terms and how to cancel, which includes calling SiriusXM at 1-866-635-2349. All fees and programming are subject to change. **10** Certain features require a SiriusXM subscription and the Chevrolet Connected Access plan. See siriusxm.com and onstar.com for details and limitations. **11** Service varies with conditions and location. Requires active service plan. Data plans offered by AT&T. Visit onstar.com for details and limitations. Availability subject to change. **12** Standard connectivity available only to original purchaser for 10 years. Connected Access services are subject to change. Does not include emergency or security services. Diagnostic capabilities vary by model and service plan. Message and data rates may apply. Requires contact method on file and enrollment to receive alerts. Not all issues will deliver alerts. Visit onstar.com for details and limitations.

AVAILABLE PACKAGES

● STANDARD ○ AVAILABLE – NOT AVAILABLE

	WT	CUSTOM	LT	LTZ	HIGH COUNTRY
MECHANICAL					
Advanced Trailering Package Hitch Guidance with Hitch View; Advanced Trailering System with Trailering App; HD Rear Vision Camera; Trailer Tire Pressure Monitoring System module, and EZ Lift power lock and release tailgate; LT includes Chevrolet Infotainment 3 Plus system ³ with 8-inch diagonal HD color touch-screen and SiriusXM ⁴ with 360L ⁴ All Access Package with 3-month trial subscription	–	–	○	●	●
Snow Plow Prep Package (4x4 models) Power feed for roof emergency light, pass-through dash grommet, 220-amp alternator, skid plates and increased front GAWR (not available with Heavy-Duty Front Spring Package) (LTZ requires available Chevytec spray-on bedliner; 3500HD High Country SRW requires available Z71 Off-Road Package)	○	○	○	○	○
Alaskan Snow Plow Special Edition (4x4 models; late availability) Snow Plow Prep Package, Chevytec spray-on bedliner, roof marker lamps ⁵ and Alaskan decal (replaces standard 4x4 bed-mounted decal); LT includes rubberized-vinyl floor covering; 2500HD WT and LT and 3500HD WT include 18" machined-aluminum wheels with Silver-painted accents (PYV); 2500HD WT and LT include LT275/70R18E all-terrain tires	○	–	○	–	–
Gooseneck/5th-Wheel Package Hitch platform to accept gooseneck or 5th-wheel hitch; includes hitch platform with tray to accept ball, stamped bed holes with removable caps installed and bed-mounted 7-pin trailer harness; WT and Custom include integrated trailer brake controller and Chevytec spray-on bedliner; LT includes Chevytec spray-on bedliner; LTZ includes Chevytec spray-on bedliner and Bed View Camera; High Country includes Bed View Camera (Regular Cab WT requires available WT Convenience Package)	○	○	○	○	○
Heavy-Duty Front Spring Package (not available with Snow Plow Prep Package)	○	○	○	○	○
Z71 Off-Road Package (4x4 models) Off-Road suspension with off-road tuned twin-tube shocks, Hill Descent Control and skid plates; Z71 fender badge replaces standard 4x4 bed-mounted decal on WT, LT and LTZ; LT and LTZ include Z71 grille logo; 2500HD WT and LT include LT265/70R17E all-terrain tires (not available on DRW models)	○	–	○	○	○
EXTERIOR					
Z71 Off-Road and Protection Package (4x4 models) Z71 Off-Road Package, Chevytec spray-on bedliner and all-weather floor liners with Z71 logo; 2500HD LT includes 18" machined-aluminum wheels with Silver-painted accents (PYV) and LT275/70R18E all-terrain tires; LTZ includes 20" 6-spoke polished-aluminum wheels (RTH) and LT275/65R20 all-terrain tires (not available on DRW models; LT requires Double Cab or Crew Cab)	–	–	○	○	–

	WT	CUSTOM	LT	LTZ	HIGH COUNTRY
INTERIOR					
WT Convenience Package Remote Keyless Entry, EZ Lift power lock and release tailgate, deep-tinted rear windows, rear-window defogger, cruise control, and outside power-adjustable, manual-folding and manual-extending vertical trailering mirrors with heated upper glass, lower convex mirrors and integrated turn signal indicators; Regular Cab includes power windows with driver express-up/-down and passenger express-down and power door locks	○	–	–	–	–
WT Safety Package Front and Rear Park Assist; Lane Change Alert with Side Blind Zone Alert; Rear Cross Traffic Alert; and front and rear chrome bumpers (requires available WT Convenience Package, rear-window defogger, 120-volt power outlets, trailer brake controller and outside power-adjustable, power-folding and manual-extending vertical trailering mirrors)	○	–	–	–	–
Custom Convenience Package Remote vehicle starter system, rear-window defogger, LED cargo area lighting in pickup bed, EZ Lift power lock and release tailgate, and trailer brake controller	–	○	–	–	–
Custom Value Package Custom Convenience Package, Infotainment Package, and outside power-adjustable, power-folding and manual-extending vertical trailering mirrors with heated upper glass, auto-dimming driver side upper glass, puddle lamps, perimeter lighting and auxiliary lighting; includes interior auto-dimming rearview mirror	–	○	–	–	–
Infotainment Package 1-month trial of Chevrolet Connected Services, 1 month of OnStar Safety & Security coverage ⁶ plus 1 month or 3 GB of 4G LTE data (whichever comes first) and SiriusXM ⁴ All Access Package with 3-month trial subscription	–	○	–	–	–
Rear Seat with Storage Package Rear in-seatback left and right storage compartments and center fold-down armrest with cup holders	–	○	○	–	–
Uplevel Rear Seat with Storage Package Underseat storage, rear in-seatback left and right storage compartments and center fold-down armrest with cup holders (LT requires available Leather Package)	–	–	○	●	●

¹ Read the vehicle Owner's Manual for important feature limitations and information. ² Available on select Apple and Android devices. Service availability, features and functionality vary by vehicle, device and the plan you are enrolled in. Device data connection required. ³ Chevrolet Infotainment System functionality varies by model. Full functionality requires compatible Bluetooth and smartphone, and USB connectivity for some devices. Map coverage available in the United States, Puerto Rico and Canada. ⁴ Certain features require a SiriusXM subscription and the Chevrolet Connected Access plan. See siriusxm.com and onstar.com for details and limitations. ⁵ Restriction applies in California. See dealer for more information. ⁶ Connected services include navigation services and Remote Access Plan. Data plans offered by AT&T. Services subject to Terms and limitations. Certain services require working electrical system, cell receptions and GPS signal. OnStar links to emergency services. Visit onstar.com for details. Availability subject to change.

AVAILABLE PACKAGES (CONTINUED)

● STANDARD ○ AVAILABLE – NOT AVAILABLE

	WT	CUSTOM	LT	LTZ	HIGH COUNTRY
INTERIOR (CONTINUED)					
Convenience Package Dual-zone automatic climate control, 10-way power driver-seat adjuster with power lumbar control, heated driver and front outboard passenger seats, heated leather-wrapped steering wheel, manual tilt/telescoping steering column with security locking feature, rear-window defogger, Keyless Open and Start, remote vehicle starter system, unauthorized entry theft-deterrent system, EZ Lift power lock and release tailgate, LED cargo area lighting in pickup bed, LED foglamps, and rear wheelhouse liners on SRW models; Double Cab and Crew Cab include front 40/20/40 split-bench seat with underseat storage, two charge-only USB ports ¹ in second row, and rear 12-volt auxiliary power outlet	–	–	○	–	–
Convenience Package II Instrument panel-mounted 120-volt power outlet and bed-mounted 120-volt power outlet (400 watts combined), Chevrolet Infotainment 3 Plus system ² with 8-inch diagonal HD color touch-screen, SiriusXM ³ with 360L ³ All Access Package with 3-month trial subscription, two USB ports; SD card reader, HD Rear Vision Camera ⁴ ; Hitch Guidance with Hitch View ⁴ and Advanced Trailering System; Double Cab and Crew Cab include Universal Home Remote and power-sliding rear window; Crew Cab includes Cloth Rear Seat with Storage Package (requires available Convenience Package)	–	–	○	–	–
Leather Package (Double Cab and Crew Cab) Jet Black or Gideon leather-appointed front seats; Crew Cab includes Uplevel Rear Seat with Storage Package (requires available Convenience Package II)	–	–	○	–	–
Remote Start Package Remote vehicle starter system and rear-window defogger	–	–	○	–	–
All-Star Edition (Double Cab and Crew Cab) Convenience Package and Safety Package	–	–	○	–	–
Texas Edition (Double Cab and Crew Cab) Convenience Package, Safety Package and Texas Edition badging (available only in Texas and surrounding states)	–	–	○	–	–
Safety Package Front and Rear Park Assist ⁵ ; Lane Change Alert with Side Blind Zone Alert ⁴ and Rear Cross Traffic Alert ⁴ (LT requires available Convenience Package and outside power-adjustable, power-folding and manual-extending vertical trailering mirrors)	–	–	○	○	–

	WT	CUSTOM	LT	LTZ	HIGH COUNTRY
INTERIOR (CONTINUED)					
LTZ Convenience Package Heated and ventilated front bucket seats, front center console with USB ports; SD card reader and auxiliary input jack, power-sliding rear window, Universal Home Remote, power-up/-down tailgate with power lock and release, and LED cargo area lighting in pickup bed; Crew Cab models include heated rear outboard seats	–	–	–	○	–
LTZ Convenience Package II Chevrolet Infotainment 3 Premium system with Navigation ² ; 7-speaker Bose premium audio system with Richbass subwoofer and wireless charging ⁵ (requires available LTZ Convenience Package)	–	–	–	○	–
LTZ Plus Package LTZ Convenience Package and Safety Package (not available with LTZ Premium Package or LTZ Texas Edition)	–	–	–	○	–
LTZ Premium Package LTZ Convenience Package, LTZ Convenience Package II, Safety Package, Safety Package II, Technology Package, 20" 6-spoke polished-aluminum wheels (RTH) and LT275/65R20 all-terrain tires (not available with LTZ Plus Package or LTZ Texas Edition; not available on DRW models)	–	–	–	○	–
LTZ Texas Edition LTZ Convenience Package, Safety Package and Texas Edition badging (available only in Texas and surrounding states; not available with LTZ Plus Package or LTZ Premium Package)	–	–	–	○	–
Safety Package II Forward Collision Alert ⁴ ; Lane Departure Warning ⁴ ; Automatic Emergency Braking ⁴ ; IntelliBeam headlamps, Following Distance Indicator ⁴ and Safety Alert Seat ⁴ for driver (LTZ requires available Safety Package)	–	–	–	○	○
Technology Package HD Surround Vision ⁴ with two trailer camera provisions, Rear Camera Mirror ⁴ with auto-dimming rearview mirror and full camera display, Head-Up Display and Bed View Camera ⁴ ; LTZ includes enhanced Driver Information Center (LTZ requires available LTZ Convenience Package II and Safety Package II; High Country requires available Safety Package II)	–	–	–	○	○
High Country Deluxe Safety Package II, Technology Package and Gooseneck/5th-Wheel Package	–	–	–	–	○

¹ Not compatible with all devices. ² Chevrolet Infotainment System functionality varies by model. Full functionality requires compatible Bluetooth and smartphone, and USB connectivity for some devices. Map coverage available in the United States, Puerto Rico and Canada. ³ Certain features require a SiriusXM subscription and the Chevrolet Connected Access plan. See siriusxm.com and onstar.com for details and limitations. ⁴ Read the vehicle Owner's Manual for important feature limitations and information. ⁵ The system wirelessly charges one compatible mobile device. Some phones have built-in wireless charging technology and others require a special adaptor/back cover. To check for phone or other device compatibility, see my.chevrolet.com/learn or consult your carrier.

DIMENSIONS

	REGULAR CAB	DOUBLE CAB	CREW CAB
Length	235.5"	240.4"-256.5"	250.0"-266.0"
Wheelbase	141.5"	149.4"-162.5"	158.9"-172.0"
Height	79.9"-80.9"	79.8"-80.9"	79.7"-80.9"
Width	81.8"-96.8"	81.9"-96.8"	81.9"-96.8"

	REGULAR CAB	DOUBLE CAB	CREW CAB
Head Room (front/rear)	43.1"/-	43.0"/39.9"	43.0"/40.1"
Leg Room (front/rear)	44.5"/-	44.5"/35.2"	44.5"/43.4"
Shoulder Room (front/rear)	66.1"/-	66.0"/64.9"	66.0"/65.3"
Hip Room (front/rear)	60.9"/-	61.2"/60.2"	61.2"/60.2"

MAXIMUM CAPACITIES

	REGULAR CAB	DOUBLE CAB	CREW CAB
Fuel tank (approximate)	36 gallons 28 gallons (Diesel)	36 gallons 29 gallons (Standard Bed Diesel)	36 gallons

Cargo volume ¹	69.6 cubic feet (Standard Bed) 83.5 cubic feet (Long Bed)
---------------------------	--



Experience Chevrolet Complete Care, a comprehensive coverage, warranty and protection program that comes standard with every new 2020 Chevrolet Silverado HD lease and purchase. Simply, it is designed around you, to make it easy to keep your Chevrolet like new – and give you the confidence you deserve when you need it most.

Your comprehensive owner benefit program.

Includes one maintenance visit (oil change, tire rotation and multi-point vehicle inspection)²

5 years/60,000 miles³ of Roadside Assistance⁴ and Courtesy Transportation.

3-year/36,000-mile³ Bumper-to-Bumper Limited Warranty.

5-year/60,000-mile³ Powertrain Limited Warranty.

5-year/100,000-mile³ Diesel Limited Warranty.

6 years/100,000 miles³ of Rust-Through Protection.

Additional Complete Care coverage, standard on Silverado LT, LTZ and High Country, and available on Silverado WT and Custom, includes:

Chevrolet Connected Access⁵ with 10 years of standard connectivity, which currently enables features such as Vehicle Diagnostics and Dealer Maintenance Notification.

1 month of Chevrolet Connected Services⁶ and 1 month of OnStar Safety & Security Plan coverage⁶.

NEW VEHICLE LIMITED WARRANTY

3-year/36,000-mile Bumper-to-Bumper Limited Warranty. Chevrolet will warrant each 2020 Silverado HD from bumper to bumper for 3 years/36,000 miles (whichever comes first; see dealer for details), with no deductible, from the original in-service date of the vehicle, for warrantable repairs that are required as a result of defects due to materials and/or workmanship. Cosmetic corrosion resulting from defects is also covered under the Bumper-to-Bumper Limited Warranty. In addition, rust-through corrosion will be covered for 6 years/100,000 miles (whichever comes first). See dealer for details.

5-year/60,000-mile transferable Powertrain Limited Warranty. Every 2020 Silverado HD comes with a 5-year/60,000-mile (whichever comes first) transferable Powertrain Limited Warranty. Silverado HD equipped with a Duramax 6.6L Turbo-Diesel V8 engine comes with a 5-year/100,000-mile (whichever comes first) Powertrain Limited Warranty. 24/7 Roadside Assistance and Courtesy Transportation are also offered for the duration of the Powertrain Limited Warranty. Please see your Chevrolet dealer for details.

¹ Cargo and load capacity limited by weight and distribution. ² Maintenance visit must occur within first year of vehicle delivery. Service visit consists of ACDelco dexos1™ Full Synthetic Oil and Filter Change/Tire Rotation/MPVI. Does not include air filters. See participating dealer for other restrictions and complete details. ³ Whichever comes first. See dealer for details. ⁴ Roadside service provided by Allstate Roadside Services. Limitations apply. ⁵ Standard connectivity available only to original purchaser for 10 years. Services enabled by Connected Access are subject to change. Does not include emergency or security services. Diagnostic capabilities vary by model and service plan. Message and data rates may apply. Requires contact method on file and enrollment to receive alerts. Not all issues will deliver alerts. Visit onstar.com for details and limitations. ⁶ Connected Services include navigation services and Remote Access Plan, and 1 month or 3 GB of 4G LTE data (whichever comes first) from vehicle delivery date. Data plans offered by AT&T. Services are subject to User Terms and limitations. Certain services require working electrical system, cell service and GPS signal. OnStar links to emergency services. Visit onstar.com for coverage map, details and system limitations.

IMPORTANT INFORMATION

Chevrolet Owner Center (my.chevrolet.com). Everything you need to know. Anything you need to do. Your Chevrolet Owner Center makes it easy. Create your account today to get the most out of your new vehicle. Get special alerts and offers, schedule service, review your maintenance schedule, and view how-to videos specifically for your vehicle. All online, anytime. Visit the Owner Center today to register or take a tour.

Engines. Chevrolet products are equipped with engines produced by GM Global Propulsion Systems or other suppliers to GM worldwide. The engines in Chevrolet products may also be used in other GM makes and models.

Assembly. Chevrolet vehicles and their components are assembled or produced by different operating units of General Motors, its subsidiaries or suppliers to GM worldwide. We sometimes find it necessary to produce Chevrolet vehicles with different or differently sourced components than originally scheduled. Since some options may be unavailable when your vehicle is assembled, we suggest you verify that your vehicle includes the equipment you ordered and that, if there were changes, they are acceptable to you.

Chevrolet Connected Services and OnStar. Connected vehicle services vary by vehicle model and require an active service plan, working vehicle electrical system (including battery), cell reception and GPS signal to function properly. Visit onstar.com for details and limitations.

A note on child safety. Always use seat belts and the correct child restraint for your child's age and size, even with airbags. Even in vehicles equipped with the Passenger Sensing System, children are safer when properly secured in a rear seat in the appropriate infant, child or booster seat. Never place a rear-facing infant restraint in the front seat of any vehicle equipped with an active frontal airbag. See your vehicle Owner's Manual and the child safety seat instructions for more safety information.

Important words about this catalog. We have tried to make this catalog comprehensive and factual. We reserve the right, however, to make changes at any time, without notice, in prices, colors, materials, equipment, specifications, models and availability. Specifications, dimensions, measurements, ratings and other numbers in this catalog

and other printed materials provided at the dealership or affixed to vehicles are approximations based on design and engineering drawings, prototypes and laboratory tests. Your vehicle may differ due to variations in manufacture and equipment. Since some information may have been updated since the time of printing, please check with your Chevrolet dealer for complete details. Chevrolet reserves the right to lengthen or shorten the model year for any product for any reason or to start and end model years at different times. Certain vehicle features may lose their usefulness over time due to obsolescence from technological changes. Unless otherwise noted, all claims based on GM Large Pickup segment and latest available competitive information. Excludes other GM vehicles.

Fleet orders. Some standard content may be deleted on fleet orders. See dealer for details.

Chevrolet ownership experience. Chevrolet is committed to enhancing the vehicle shopping and ownership experience through a wide array of programs. Visit chevrolet.com to build and price, find a vehicle, request a quote, compare vehicles, find financial tools or track your vehicle order. You'll also find information about 24-hour Roadside Assistance, Courtesy Transportation, Customer Assistance, GM Mobility, safety and current incentives.

Chevrolet.com/safety. Chevrolet is committed to keeping you and your family safe – from the start of your journey to your destination. That's why every Chevrolet is designed with a comprehensive list of safety and security features to help give you peace of mind.

GMmobility.com (1-800-323-9935). GM Mobility™ offers financial assistance for eligible adaptive equipment to make automotive travel easier for persons with disabilities or special transportation needs. To learn more about special GM Mobility offers, visit gmmobility.com.

The BuyPower Card. The Chevrolet BuyPower Card – Every purchase you make with the BuyPower Card from Capital One* helps you earn toward an eligible new Chevrolet, Buick, GMC or Cadillac vehicle. There's no limit on the amount you can earn or redeem, and your Earnings don't expire. Visit chevroletbuypowercard.com/catalogs.

* Capital One, N.A. is the issuer of the BuyPower Card. General Motors ("GM") is responsible for the operation and administration of the Earnings program.



GM, the GM logo, Chevrolet, the Chevrolet logo, and the slogans, emblems, vehicle model names, vehicle body designs and other marks appearing in this catalog are the trademarks and/or service marks of General Motors, its subsidiaries, affiliates or licensors. ©2019 OnStar LLC. All rights reserved. Sirius, XM, SiriusXM and all related marks and logos are trademarks of Sirius XM Radio Inc. The Bluetooth word mark is a registered trademark owned by Bluetooth SIG, Inc., and any use of such mark by Chevrolet is under license. Bose is a registered trademark and Richbass is a trademark of the Bose Corp. Allison is a registered trademark of Allison Transmission, Inc.

©2019 General Motors. All rights reserved. October 2019

FIND NEW ROADS™

CHEVROLET.COM

