

SILVERADO 2017

CHEVROLET



1500 Crew Cab Short Box LTZ Z71 4x4
in Graphite Metallic with available
features and dealer-installed
Chevrolet Accessories.



LAST NAME DEPENDABLE. FIRST NAME MOST.

You don't build a legacy as the most dependable, longest-lasting full-size pickups on the road¹ by chance. You do it with strength, capability and advanced technology that stand the test of time. And the test of miles.

That strength is seen in a muscular front end with a sculpted hood and signature LED lighting accents. Capability is defined by three EcoTec3 engines that deliver power and efficiency. Tough, proven high-strength steel that provides high-strength dependability raises the bar even higher.

We've redefined what a truck should be with our active safety and connectivity features. And the 2016 Silverado 1500 was named "Highest Ranked Large Light Duty Pickup in Initial Quality" by J.D. Power².

The 2017 Chevy Silverado. Brawn, brains and reliability brought together in one powerful pickup.

¹ Dependability based on longevity: 1987–July 2015 full-size pickup registrations. ² The Chevrolet Silverado LD received the lowest number of problems per 100 vehicles among large light duty pickups in the J.D. Power 2016 U.S. Initial Quality Study, based on 80,157 total responses, evaluating 245 models, and measures the opinions of 2016 U.S. new-vehicle owners after 90 days of ownership, surveyed in February–May 2016. Your experiences may vary. Visit jdpower.com.

FIND NEW ROADS™

EXTERIOR DESIGN

1500 Crew Cab Short Box LTZ Z71 4x4
in Siren Red Tintcoat (extra-cost
color) with available features.



¹EPA-estimated 18 MPG city/24 highway with 4.3L V6 engine (2WD), 16 MPG city/23 highway with available 5.3L V8 engine and 6-speed automatic transmission (2WD), 16 MPG city/22 highway with available 5.3L V8 engine and 8-speed automatic transmission (2WD), and 15 MPG city/21 highway with available 6.2L V8 engine (2WD).

A FAMILY WITH POWERFUL PERSONALITIES. Every Silverado has a striking appearance. The front end design, with bold horizontal elements and chiseled hood, creates a wide, aggressive stance. Each model is unmistakable, projecting the strength and capability that can only belong to Silverado. Head to the specs section to see them all.

LIGHT 'EM UP. Leading the way with signature looks and impressive efficiency, LED technology also allowed our designers to wrap the turn signals and brake lights around the contours of the main lights and other elements on select models. On WT, LS, Custom, LT and

LT Z71 models, high-intensity discharge projector-beam headlamps produce a tightly controlled light pattern. LTZ, LTZ Z71 and High Country take illumination to another level with LED headlamps that light the road or trail ahead.

DYNAMICALLY AERODYNAMIC. Aero shutters help ensure only the air necessary for cooling is directed through the radiator, while the rest flows smoothly around the truck. Air deflectors strategically positioned in front of the rear tires and a rear tailgate spoiler help reduce turbulence and drag. The resulting low drag coefficient contributes to impressive fuel efficiency!



1. STRONG FROM ANY ANGLE. Silverado has a sculpted hood that adds depth and strength to the muscular front end.

2. A LASTING IMPRESSION. Wraparound LED taillamps have deep grooves and allow for expressive styling on LTZ, LTZ Z71 and High Country.

3. BRIGHT IDEAS. LTZ, both Z71 models and High Country come equipped with tri-beam LED foglamps.



HIGH COUNTRY

1. A NAME TO BE PROUD OF. Distinctive badging helps High Country stand tall in any crowd.

2. PREMIUM HIGH COUNTRY FEATURES. Standard for 2017 are a heated leather-wrapped steering wheel, power-adjustable pedals and the Enhanced Driver Alert Package with Front and Rear Park Assist, Lane Keep Assist, Forward Collision Alert, Low Speed Forward Automatic Braking, IntelliBeam® high beam assist and the Safety Alert Driver Seat.

3. COMFORTABLE IN ANY SITUATION. The exclusive Saddle or all-new Jet Black leather-trimmed interior includes full-feature front bucket seats and embroidered head restraints.

4. ONE STEP AHEAD. Available power articulating running boards extend out to provide easy access to the front of the cargo box and its contents – something no competitor can match. You can operate each step with buttons inside the cab or by touching the rear of a step with your foot. Also available on LTZ and LTZ Z71.



1500 Crew Cab Short Box
High Country 4x4 in Black
with available features.



¹ MyLink functionality varies by model. Full functionality requires compatible Bluetooth and smartphone, and USB connectivity for some devices. Map coverage available in the United States, Puerto Rico and Canada.

BOLD LOOKS TAKEN TO NEW HEIGHTS. Body-color front and rear bumpers, 6-inch rectangular chrome tubular assist steps, plus chrome mirror caps, door handles, grille inserts and 20-inch wheels guarantee High Country is at home wherever you roam.

CHEVY TRUCK CAPABILITY. High Country has all the utility you expect with a Trailering Package, cargo tie-downs, a spray-in bedliner, full LED lighting and a power-sliding rear window.

REDEFINING RUGGED. Heated and vented perforated leather-appointed front bucket seats come equipped with 12-way power adjustment for constant comfort. And for 2017, they're available in two colors: Saddle and all-new Jet Black.

The cornerstones of the ultimate Silverado interior include a 7-speaker Bose® premium sound system, Chevrolet MyLink¹ Radio with Navigation and 8-inch diagonal color touch-screen, and a remote vehicle starter system.

**THE 4-DOOR DOUBLE CAB
FIT FOR YOUR CREW.**



1500 4-door Double Cab LT 4x4
in Red Hot with available
features and dealer-installed
Chevrolet Accessories.

SEATING FOR UP TO SIX. Silverado 4-door Double Cab has a spacious 3-passenger rear bench seat, so you've got room for up to six (five with available front bucket seats; not available on WT, LS and Custom).

ENTER AND EXIT WITH EASE. Forward-hinged rear doors mean getting into and out of the rear bench seat is no trouble at all. Once inside, passengers will have the comfort of more than 34 inches of rear-seat leg room.

SMART STORAGE INSIDE. When you need room for luggage, work tools or anything else, just fold the rear seat up. There's also an available underseat storage bin with dividers to keep everything organized.

WE'RE KEEPING THINGS QUIET. Every Silverado, including the 4-door Double Cab, features triple door seals and an inlaid door design that fits the doors flush with the body to help reduce wind noise.




PERFORMANCE

THE MOST POWERFUL V8 ENGINE IN ITS CLASS.



1500 Crew Cab Short Box LTZ Z71 4x4 in
Deep Ocean Blue Metallic (extra-cost
color) with available features.



5.3L EcoTec3 V8 engine.

AVAILABLE 5.3L V8. THE BEST FUEL ECONOMY OF ANY V8 PICKUP IN THE INDUSTRY.¹

POWER TO THE THIRD DEGREE. Building on an unmatched small block heritage, our EcoTec3 4.3L V6, 5.3L V8 and 6.2L V8 are the only truck engines that use Direct Injection, Active Fuel Management™ and Continuously Variable Valve Timing (CVVT) together to deliver robust power with enviable fuel efficiency.² It's a combination no competitor can match.

ACTIVE FUEL MANAGEMENT. By sensing load and demand, this feature improves efficiency by seamlessly deactivating cylinders when power demands are light and reactivating cylinders when more power is required.

DIRECT INJECTION. The system injects fuel into the combustion chamber at more than 2000 psi for precise fuel distribution and fast, efficient combustion.

CONTINUOUSLY VARIABLE VALVE TIMING (CVVT). This system monitors and adjusts valve open and close points for near-peak levels of torque across the entire range of engine speeds.

8-SPEED AUTOMATIC TRANSMISSION. Standard on High Country and Crew Cab LTZ Z71 and available on select other models, this is a highly efficient, smooth-shifting 8-speed automatic transmission.

MOST POWERFUL V8 ENGINE.

With 420 horsepower and 460 lb.-ft. of torque, the available 6.2L V8 delivers best-in-class V8 horsepower. Not to be outdone, Silverado equipped with the 4.3L V6 easily generates the most torque of any standard V6 in its class.

¹ EPA-estimated 16 MPG city/23 highway (2WD), 16 MPG city/22 highway (4x4) with available 5.3L V8 engine and 6-speed automatic transmission. ² EPA-estimated 18 MPG city/24 highway with 4.3L V6 engine (2WD), 16 MPG city/23 highway with available 5.3L V8 engine and 6-speed automatic transmission (2WD), 16 MPG city/22 highway with available 5.3L V8 engine and 8-speed automatic transmission (2WD), and 15 MPG city/21 highway with available 6.2L V8 engine (2WD). ³ Requires 1500 Regular Cab Standard Box 4x4. ⁴ Before you buy a vehicle or use it for trailering, carefully review the Trailering section of the Owner's Manual. The weight of passengers, cargo and options or accessories may reduce the amount you can tow. ⁵ Requires 1500 4-door Double Cab Standard Box 2WD with available 5.3L V8 engine and Max Trailering Package. ⁶ Requires 1500 4-door Double Cab Standard Box LTZ 2WD or Crew Cab Short Box LTZ 2WD with available 6.2L V8 engine and Max Trailering Package.



4.3L V6

285 HP
@ 5300 RPM

305 LB.-FT.
TORQUE @ 3900 RPM

7,600 LBS.
MAX TOWING CAPABILITY^{3,4}



5.3L V8

355 HP
@ 5600 RPM

383 LB.-FT.
TORQUE @ 4100 RPM

11,100 LBS.
MAX TOWING CAPABILITY^{4,5}



6.2L V8

420 HP
@ 5600 RPM

460 LB.-FT.
TORQUE @ 4100 RPM

12,500 LBS.
MAX TOWING CAPABILITY^{4,6}



WANT MORE INFO?
GO TO CHEVY.COM/SILVERADO

TOWING

UP TO 12,500 LBS. OF BEST-IN-CLASS TOWING POWER.¹



1500 Crew Cab Short Box LTZ Z71 4x4
in Deep Ocean Blue Metallic (extra-
cost color) with available features.

Confidence in your pickup can make even the longest day of towing seem easy. Silverado has the horsepower and torque necessary to pull over 6 tons¹; so you know you've got power in your corner. But it doesn't end there. We've loaded it with the type of features that make it the complete package when you've got a trailer hitched up.

¹ Requires 1500 4-door Double Cab Standard Box LTZ 2WD or Crew Cab Short Box LTZ 2WD with available 6.2L V8 engine and Max Trailering Package. Before you buy a vehicle or use it for trailering, carefully review the Trailering section of the Owner's Manual. The weight of passengers, cargo and options or accessories may reduce the amount you can tow.

1500 Crew Cab Short Box High Country 4x4
in Black with available features.



¹ Requires 1500 4-door Double Cab Standard Box LTZ 2WD or Crew Cab Short Box LTZ 2WD with available 6.2L V8 engine and Max Trailering Package. ² Before you buy a vehicle or use it for trailering, carefully review the Trailering section of the Owner's Manual. The weight of passengers, cargo and options or accessories may reduce the amount you can tow. ³ Requires 4-door Double Cab Standard Box 2WD with available 5.3L V8 engine and Max Trailering Package.

TRAILER SWAY CONTROL. This system uses StabiliTrak® Electronic Stability Control sensors to detect a swaying trailer. It then applies both the vehicle and the trailer brakes (if properly equipped) to help bring it back in line.

STEEP GRADES? NO PROBLEM. With Hill Start Assist, sensors detect when Silverado is on a grade of 5% or more. It holds the brakes momentarily or until the accelerator is pressed, helping to prevent rollback. Auto grade braking senses when Silverado is traveling on a downhill grade and engages a grade braking shift pattern to help maintain your desired speed.

MAX TRAILERING PACKAGE. With the available 6.2L V8 engine and the Max Trailering Package – which includes a heavy-duty axle and high-capacity rear springs, integrated trailer brake controller, enhanced cooling system and

recalibrated shock tuning for increased control – you can tow up to 12,500 lbs.^{1,2} With the available 5.3L V8 engine and the Max Trailering Package, you can tow up to 11,100 lbs.^{2,3}



1. REAR VISION CAMERA. This available feature incorporates dynamic guiding lines that help when hitching a trailer.

2. TRAILER BRAKE CONTROLLER. Utilize your trailer brakes with an available integrated trailer brake controller. The level of brake force or "gain" is displayed in the Driver Information Center.


3. TOW/HAUL MODE. Standard on every Silverado, Tow/Haul mode adjusts transmission shifts to reduce shift cycling when towing or hauling heavy loads or driving on steep grades.


PAYLOAD

1. BED PROTECTION. Available from Chevrolet Accessories, a drop-in bedliner, soft folding tonneau cover and upper tie-down hooks help defend your cargo bed against damage.

2. CORNERSTEP REAR BUMPER. Along with pocket hand grips built into the top of the side rails, the CornerStep rear bumper with nonslip treads makes it easy to reach the cargo you're carrying.

3. SPRAY-IN BEDLINER. When you need a thick layer of durable protection between your bed and cargo, this available bedliner does the job. The tailgate is also covered to help protect its surface.





1500 4-door Double Cab Standard Box
Custom 4x4 in Silver Ice Metallic
with available features.

¹ Requires 1500 4-door Double Cab 2WD with available 5.3L V8 engine and Max Trailering Package. ² These maximum payload ratings are intended for comparison purposes only. Before you buy a vehicle or use it to haul people or cargo, carefully review the Vehicle Loading section of the Owner's Manual and check the carrying capacity of your specific vehicle on the label on the inside of the driver door jamb.

2,250 LBS. OF MAX PAYLOAD^{1,2}

Silverado offers a number of boxes that help when you're hauling big payloads. The Standard Box is 6' 6" and is available with all cab configurations. Need a full 8' bed for drywall? Then take a look at Silverado Regular Cab. There's also a 5' 8" Short Box available on Crew Cab.


TWO PICKUP BOXES. ONE CLEAR WINNER.

Demonstrations have shown that the aluminum bed of the Ford F-150 is more susceptible to puncture than the high-strength roll-formed steel bed of the Silverado. Our bed is also stronger, lighter and more durable than a traditional stamped steel bed.

TOUGH TIE-DOWNS. Secure your cargo the way you want with four standard lower tie-downs and available movable upper tie-down hooks. The patented, load-bearing upper tie-downs are rated at 250 lbs² each and can be positioned in nine different places around the box, depending on the cargo.

TAILGATE TECH. The EZ Lift & Lower tailgate is standard on LT models and higher. It opens smoothly with no thud and can be closed with one hand, so you can load and unload cargo easily. For added convenience, there's also an available power-remote locking/unlocking tailgate.

REAL STEEL RUNS THROUGH OUR VEINS.



¹EPA-estimated 18 MPG city/24 highway with 4.3L V6 engine (2WD), 16 MPG city/23 highway with available 5.3L V8 engine and 6-speed automatic transmission (2WD), 16 MPG city/22 highway with available 5.3L V8 engine and 8-speed automatic transmission, and 15 MPG city/21 highway with available 6.2L V8 engine (2WD).

HIGH-STRENGTH STEEL. The Silverado frame is highly refined and precisely tuned to help squelch vibration for a smoother ride and confident handling. And to help create a quiet cab, much of the cab structure is constructed with high-strength steel, including the pillars, roof rails and rocker panels.

HYDROFORMED FRAME. Silverado uses a hydroformed, boxed high-strength steel frame. Nine cross members are through-frame welded for lateral support. This stiff frame combines with shear-style and hydraulic body mounts so you can

ride in comfort while hauling, towing and tackling rugged terrain.

ELECTRIC RACK-AND-PINION POWER STEERING. This system aids fuel efficiency¹ versus engine-powered systems. The variable-assist feature is tuned to provide less assist at highway speeds for a solid on-center feel, and more assist for less steering effort when maneuvering in tight spaces.

COIL-OVER-SHOCK FRONT SUSPENSION. This fully independent system is precisely tuned for solid handling.

The front shock module is designed for road isolation in response to even small inputs. A thick spring isolator and a high spring rate produce a controlled ride. The 34-millimeter stabilizer bar aids vehicle stability.

TUNED MULTILEAF REAR SPRINGS. Two-stage rear leaf springs provide the perfect balance between ride smoothness and hauling capability. They've also been tuned for noise reduction, as well as corrosion resistance.

DURALIFE™ BRAKE ROTORS. GM-exclusive ferritic nitrocarburizing (FNC) technology hardens the rotor surface, which can help increase rotor life. It also provides protection against rust to help prevent steering wheel shudder during braking.

ROBUST AXLE DESIGN. Select Silverado models with the available Max Trailering Package feature a rear axle with a large ring gear designed to handle the increased power capacity and provide reliable durability. The available heavy-duty automatic locking rear differential provides extra grip in low-traction situations.

COMMERCIAL

2500HD 4-door Double Cab Standard Box WT 4x4 in Summit White with available features and dealer-installed Chevrolet Accessories and 1500 Regular Cab Long Box WT in Summit White.



COMMERCIAL
VEHICLES

¹ Based on Vincentric 2016 Fleet Awards analysis in the Full-Size Pickup segments. ² Visit onstar.com for coverage map, details and system limitations.


TRUCKS YOU CAN COUNT ON FROM START TO FINISH. For nearly 100 years, Chevy has given small business owners the tools they need to help get the job done. Our dealers can show you how our portfolio of vehicles – the industry’s most comprehensive lineup – can help your business run more efficiently. Because business is all about the bottom line, you’ll be happy to know Silverado

was named the Vincentric Best Value Commercial Pickup in America!

TAILORED FOR YOUR BUSINESS. The Business Choice Program allows small business owners to choose from a variety of upfit and accessory options to ensure work vehicles are cost-effective and properly equipped.

BUSINESS ELITE DEALERS. Chevrolet Business Elite Dealers provide owners with a team of expert sales consultants to help select the right vehicles for the job. Plus, every Business Elite service department has the facilities, tools, equipment and certified technicians to accommodate your specific needs.

COMMERCIAL LINK. This platform, available through OnStar,² provides small business owners the tools, reporting and customization needed to optimize costs and reduce vehicle downtime. Access key information such as location, fuel efficiency, speed, miles driven and maintenance needs to help keep your business running at maximum efficiency.



1. LADDER RACK. Cargo Management Systems, available from Chevrolet Accessories, are geared specifically for trade professionals.

2. STATIONARY TOOL BOX. Store your valuable tools and equipment in this Tool Box available from Chevrolet Accessories.

3. UPPER TIE-DOWNS. Help anchor cargo securely in the bed of your Silverado with this set of four Tie-Down Rings available from Chevrolet Accessories.

Z71. TURNS DAYS OFF INTO DAYS OFF-ROAD.



1500 Crew Cab Short Box LTZ Z71 4x4
in Siren Red Tintcoat (extra-cost color)
with available features and dealer-
installed Chevrolet Accessories.

Z71 OFF-ROAD TECHNOLOGY.

Off-road jounce bumpers, Rancho® monotube shocks, an underbody transfer case shield and all-terrain tires make paved roads obsolete. Hill Descent Control lets you set and maintain your speed on steep grades.

A LOOK MADE FOR THE OUTDOORS.

The unmistakable appearance combines a body-color front bumper and center grille bar with Black recovery hooks. LT Z71 features high-gloss Black grille inserts and body-color mirror caps, door handles and bodyside moldings, while LTZ Z71 is accented with chrome inserts, caps, handles and moldings.

INSIDE THE LEGEND. The Z71-specific gauge cluster and interior trim on the doors and center console (if equipped) are standard. So is an off-road screen in the Driver Information Center that keeps you up to date on your trail performance, including vehicle pitch and roll, wheel angle and 4x4 status.

GET A GRIP. Ready to tame gravel, dirt, snow and mud? A GM-exclusive automatic locking rear differential reacts in milliseconds to low-traction situations for improved forward motion, taking power from the wheel with less grip and transferring it to the wheel with more traction to get you moving.



Dealer-Installed Off-Road Assist Steps available from Chevrolet Accessories.




Dealer-Installed Sport Bar with Sail Panels and LED Off-Road Lamps available from Chevrolet Accessories.

INTERIOR DESIGN



1500 Crew Cab LTZ interior in Dune with perforated leather appointments, Cocoa interior accents and available features.

**ROOM FOR EVERYTHING.
EXCEPT COMPROMISE.**



1500 Crew Cab LTZ interior in Dune with perforated leather appointments, Cocoa interior accents and available features.

DESIGNED FOR ALL-DAY COMFORT.

Resilient dual-firmness foam helps the seats retain their support over time, which is especially important for Silverado drivers and passengers who spend a lot of time in their trucks.

THE WORLD AT YOUR FINGERTIPS.

With steering wheel-mounted controls, you can activate available Bluetooth¹ phone functions, set the cruise control, engage the available heated steering wheel and more. All knobs and buttons are large enough to accommodate gloved hands.

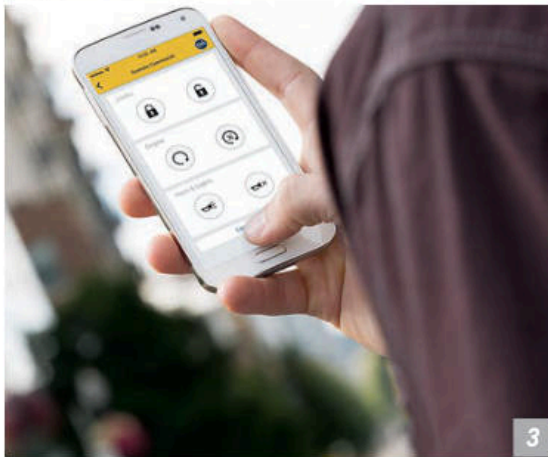

A POWERFUL ALLY.

You're never far from a power supply: depending on the model you choose, there are multiple USB ports;² up to four auxiliary power outlets and an available 110-volt outlet.

IT'S CAPABLE INSIDE TOO.

The available center floor console provides cavernous storage for your laptop or other items. Plus, there are upper and lower glove boxes and "grab and go" storage pockets integrated into the doors so everything is within easy reach.

¹ Go to my.chevrolet.com/learn to find out which phones are compatible with the vehicle. ² Not compatible with all devices.



1. MYLINK. DONE YOUR WAY.

Available Chevrolet MyLink¹ lets you arrange icons and features on the optional 7-inch or 8-inch diagonal color touch-screen. Store up to 60 favorites, including radio stations, contacts and even destinations (requires available Chevrolet MyLink¹ Radio with Navigation).

2. ALWAYS POWERED UP. An available wireless charging² station lets you conveniently charge your cell phone.

3. myChevrolet Mobile App.³

Download the app to your compatible smartphone and if your vehicle is properly equipped, you can start or turn off the engine, lock/unlock the doors, send destinations to your available navigation⁴ system, and more.

4. SILVERADO IS THE FIRST FULL-SIZE PICKUP TO OFFER AN AVAILABLE BUILT-IN Wi-Fi[®] HOTSPOT.

Our stronger signal means you have a reliable connection, providing a better in-vehicle experience than you'll get with your smartphone and allowing you to seamlessly connect up to seven devices to the Internet⁵

¹ MyLink functionality varies by model. Full functionality requires compatible Bluetooth and smartphone, and USB connectivity for some devices. Map coverage available in the United States, Puerto Rico and Canada. ² The system wirelessly charges one PMA- or Qi-compatible mobile device. Some devices require an adaptor or back cover. To check for phone or other device compatibility, visit my.chevrolet.com/learn for details. ³ Requires data plan, compatible vehicle and compatible device. Some features require factory-installed remote start, power locks, Tire Pressure Monitoring System or active OnStar service. ⁴ Map coverage available in the United States, Puerto Rico and Canada. ⁵ Requires a compatible mobile device, active OnStar service and data plan. 4G LTE service available in select markets. Visit onstar.com for coverage map, details and system limitations. Data plans provided by AT&T. Vehicle must be on or in accessory mode to access Wi-Fi and device must be within 50 feet of the vehicle.

SAFETY



SAFETY STARTS WITH YOU. Safety features are no substitute for the driver's responsibility to operate the vehicle in a safe manner. The driver should remain attentive to traffic, surroundings and road conditions at all times. Read the vehicle Owner's Manual for important feature limitations and information.

AS SAFE AS IT IS STRONG.

The available Enhanced Driver Alert Package has features that can alert you to the unexpected, including the Safety Alert Driver Seat, Lane Keep Assist, Low Speed Forward Automatic Braking, Forward Collision Alert, Front and Rear Park Assist and IntelliBeam high beam assist.



SAFETY ALERT DRIVER SEAT. This available seat uses directional vibration pulses from the seat cushion instead of audible crash avoidance alerts to help indicate the direction of potential collision threats. This patented warning approach is tied into other onboard crash avoidance systems.



LANE KEEP ASSIST. At speeds above 37 mph, this available camera-based system monitors road lines and will gently turn the steering wheel if the vehicle begins changing lanes without the use of a turn signal.



LOW SPEED FORWARD AUTOMATIC BRAKING. If the vehicle is traveling at a low speed and the system detects that a front-end collision situation is imminent while following a detected vehicle and the driver has not already applied the brakes, the system automatically applies the brakes to help reduce the collision's severity. The system may even help avoid a collision at very low speeds.



FORWARD COLLISION ALERT. This available feature continually monitors how close your vehicle is to the vehicle in front of you. If the system determines that a front-end collision with a detected vehicle is imminent, it alerts the driver to a potential crash. It also warns the driver if their Silverado is following a detected vehicle too closely.



FRONT AND REAR PARK ASSIST. Ideal when pulling into a parking spot at low speeds, this available system senses stationary objects and alerts you if an object is too close. The rear vision camera (if equipped) automatically displays a live image of the area behind the vehicle on the screen in the center stack after you shift into Reverse.



INTELLIBEAM HIGH BEAM ASSIST. When oncoming headlamps are sensed or when taillamps are detected in front of you, available IntelliBeam high beam assist intuitively adjusts between low and high beams.



REAR VISION CAMERA. When the transmission is in Reverse, the available rear vision camera with dynamic guiding lines allows the driver to view objects directly behind the vehicle via the available screen in the center stack. So it's easier to back up, park or hook up a trailer.



SIX AIR BAGS. Silverado features six air bags,¹ including dual-stage frontal air bags. There are also head-curtain side-impact air bags with rollover protection and front seat-mounted side-impact air bags.



TEEN DRIVER. This new technology helps encourage and coach safe driving habits in a number of ways, including in-vehicle reports that monitor the frequency of available active safety feature activations, muting the audio system when front-seat occupants aren't wearing their safety belts, and giving audible and visual warnings when the vehicle is traveling over the predetermined speed. It's ideal in helping small business owners ensure employees are driving safely.

ONSTAR® AUTOMATIC CRASH RESPONSE² In a crash, built-in sensors can alert a specially trained OnStar Advisor, who is connected into your Silverado to see if you need help — even if you can't ask for it. Advisors can use GPS technology to pinpoint your location and request emergency help. Automatic Crash Response is included in the OnStar Guidance Plan,³ standard for the first three months (available on WT and Custom⁴).

¹ A NOTE ON CHILD SAFETY: Always use safety belts and the correct child restraint for your child's age and size, even with air bags. Even in vehicles equipped with the Passenger Sensing System, children are safer when properly secured in a rear seat in the appropriate infant, child or booster seat. Never place a rear-facing infant restraint in the front seat of any vehicle equipped with an active frontal air bag. See the Owner's Manual and the child safety seat instructions for more safety information. ² Visit onstar.com for vehicle availability, details and system limitations. OnStar acts as a link to existing emergency service providers. Not all vehicles may transmit all crash data. ³ Visit onstar.com for coverage map, details and system limitations. ⁴ Requires available Chevrolet MyLink Radio with 7-inch diagonal color touch-screen display.

SPECIAL EDITIONS



RALLY 1 EDITION

RALLY STRIPING ON HOOD AND SIDES
BLACK CHEVROLET BOWTIE EMBLEMS
20" BLACK-PAINTED ALUMINUM WHEELS

AVAILABLE ON 4-DOOR DOUBLE CAB
CUSTOM MODELS

1500 4-door Double Cab Standard Box
Custom in Summit White with
available Rally 1 Edition and 1500
Crew Cab Short Box LT Z71 in Red Hot
with available Rally 2 Edition.

RALLY 2 EDITION

RALLY STRIPING ON HOOD AND SIDES
BLACK CHEVROLET BOWTIE EMBLEMS
22" GLOSS BLACK ALUMINUM WHEELS

4" TUBULAR ASSIST STEPS
AVAILABLE ON 4-DOOR DOUBLE CAB AND
CREW CAB LT Z71 MODELS

REALTREE® EDITION

REALTREE EXTERIOR CAMOUFLAGE GRAPHICS

BLACK OFF-ROAD ASSIST STEPS

20" BLACK-PAINTED ALUMINUM WHEELS AND
ALL-TERRAIN TIRES

BOLDER Z71 BADGES

REALTREE SPRAY-IN BEDLINER

BLACK LEATHER-APPOINTED INTERIOR

EMBROIDERED HEAD RESTRAINTS AND
INTERIOR CAMOUFLAGE GRAPHICS

AVAILABLE ON CREW CAB LTZ Z71 MODELS



1500 Crew Cab Short Box LTZ Z71 in
Black with available Realtree Edition.

SPECIAL OPS EDITION

NAVAL-INSPIRED GRAPHICS

SPORT BAR WITH SPECIAL OPS SIGNATURE

20" BLACK-PAINTED ALUMINUM WHEELS
AND ALL-TERRAIN TIRES

BLACK CHEVROLET BOWTIE EMBLEMS

BLACK GRILLE AND HEADLAMP BEZELS

BLACK SPORT ASSIST STEPS

DEEP-TINTED WINDOWS

SPRAY-IN BEDLINER

AVAILABLE ON 4-DOOR DOUBLE CAB
WT MODELS



1500 4-door Double Cab Standard Box WT
in Black with available Special Ops Edition.



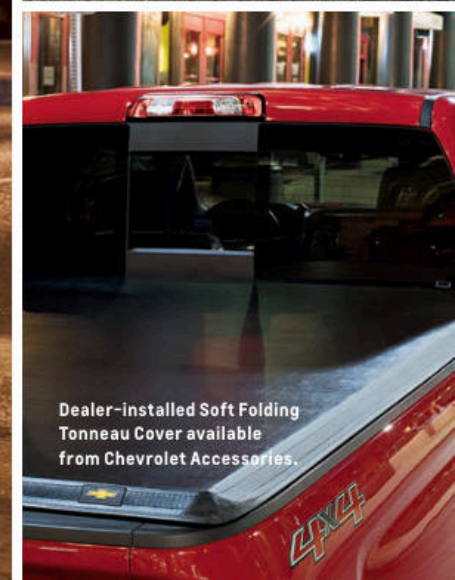
1500 4-door Double Cab Standard Box LT 4x4 in Red Hot with available dealer-installed 22" 6-Split-Spoke Chrome Wheels, Round Chrome Assist Steps and Soft Folding Tonneau Cover from Chevrolet Accessories.



22" 6-Split-Spoke Chrome Wheels available from Chevrolet Accessories.



Dealer-installed Round Chrome Assist Steps available from Chevrolet Accessories.



Dealer-installed Soft Folding Tonneau Cover available from Chevrolet Accessories.

COLORS



SUMMIT WHITE¹



IRIDESCENT PEARL TRICOAT^{2,3,4,5,6}



SILVER ICE METALLIC¹



GRAPHITE METALLIC^{1,6}



PEPPERDUST METALLIC^{3,6}



RED HOT¹



SIREN RED TINTCOAT^{2,3,5,6}



DEEP OCEAN BLUE METALLIC^{1,3,6}



BLACK^{1,3}

WHEELS



17" Painted-Steel
(Standard on WT)



17" Stainless Steel-Clad
(Standard on LS)



17" Bright Machined-Aluminum
(Standard on LT)



18" Bright Machined-Aluminum
(Standard on LTZ and available on LT;
included with available Max Trailering Package)



18" Bright Machined-Aluminum
(Standard on LT Z71 and LTZ Z71)



18" Black-Painted Alloy
(Available with Midnight Edition)



20" Chrome-Clad Aluminum
(Standard on Custom)



20" Black-Painted Aluminum
(Available with Black Out Edition,
Rally 1 Edition or Realtree® Edition)



20" Polished-Aluminum
(Available on LT and LT Z71)



20" Chrome
(Available on LTZ and LTZ Z71)




20" Chrome
(Standard on High Country)




22" Gloss Black
(Available with Rally 2 Edition)

FABRICS



Jet Black Perforated Leather Appointments with Ash Gray Interior Accents¹



Saddle Perforated Leather Appointments¹



Dark Ash Vinyl with Jet Black Interior Accents²

¹ Available only on High Country. ² Standard on WT.

FABRICS (CONTINUED)



Dark Ash Cloth with Jet Black Interior Accents^{1,2,3}



Jet Black Cloth¹



Dune Cloth with Cocoa Interior Accents^{1,2}




Dark Ash Leather Appointments with Jet Black Interior Accents⁴



Jet Black Leather Appointments^{1,4,5}



Dune Leather Appointments with Cocoa Interior Accents⁴




Dark Ash Perforated Leather Appointments with Jet Black Interior Accents⁴



Jet Black Perforated Leather Appointments⁴






Dune Perforated Leather Appointments with Cocoa Interior Accents⁴



¹ Available on LT and LT Z71. ² Requires available LT Convenience Package, Texas Edition or All Star Edition. ³ Available on WT. Standard on LS and Custom. ⁴ Available on LTZ and LTZ Z71. ⁵ Not available on Regular Cab models.

BOX LENGTH AND POWERTRAIN AVAILABILITY

	TRIM	CARGO BOX LENGTH	STANDARD ENGINE	OPTIONAL ENGINE	AUTOMATIC TRANSMISSION	DRIVE
REGULAR CAB						
	WT	6' 6"/8'	4.3L V6	5.3L V8	6-speed	2WD/4x4
	LS	6' 6"/8'	4.3L V6	5.3L V8	6-speed	2WD/4x4
	LT	6' 6"/8'	4.3L V6	5.3L V8	6-speed	2WD/4x4
	LT Z71	6' 6"/8'	4.3L V6	5.3L V8	6-speed	4x4
4-DOOR DOUBLE CAB						
	WT	6' 6"	4.3L V6	5.3L V8	6-speed	2WD/4x4
	LS	6' 6"	4.3L V6	5.3L V8	6-speed	2WD/4x4
	Custom	6' 6"	4.3L V6	5.3L V8	6-speed	2WD/4x4
	LT	6' 6"	4.3L V6	5.3L V8	6-speed	2WD/4x4
	LT Z71	6' 6"	4.3L V6	5.3L V8	6-speed	4x4
	LTZ	6' 6"	5.3L V8	6.2L V8	6-speed 8-speed ¹	2WD/4x4
	LTZ Z71	6' 6"	5.3L V8	6.2L V8	6-speed 8-speed ¹	4x4
CREW CAB						
	WT	5' 8"/6' 6"	4.3L V6	5.3L V8 ²	6-speed	2WD/4x4
	LS	5' 8"/6' 6"	4.3L V6	5.3L V8 ²	6-speed	2WD/4x4
	LT	5' 8"/6' 6"	4.3L V6	5.3L V8 ²	6-speed	2WD/4x4
	LT Z71	5' 8"/6' 6"	4.3L V6	5.3L V8 ²	6-speed	4x4
	LTZ	5' 8"/6' 6"	5.3L V8	6.2L V8	6-speed 8-speed ^{1,3}	2WD/4x4
	LTZ Z71	5' 8"/6' 6"	5.3L V8	6.2L V8	8-speed	4x4
	High Country	5' 8"/6' 6"	5.3L V8	6.2L V8	8-speed	2WD/4x4

¹ With available 6.2L V8 engine. ² Standard on Crew Cab Standard Box models. ³ With available Max Trailering Package.

PAYLOAD AND TRAILER WEIGHT RATINGS

MODEL	ENGINE	AXLE RATIO	MAX PAYLOAD ¹	MAX CONVENTIONAL TOWING ²	MAX FIFTH-WHEEL/GOOSENECK TOWING ²
REGULAR CAB					
Regular Cab Standard Box 2WD	4.3L V6	3.23	1,960	6,000	6,000
	5.3L V8	3.08	1,930	6,900	6,900
	5.3L V8	3.42	1,930	8,900	8,900
Regular Cab Standard Box 4x4	4.3L V6	3.42	1,890	7,600	7,500
	5.3L V8	3.08	1,870	6,600	6,600
	5.3L V8	3.42	1,870	8,600	8,600
Regular Cab Long Box 2WD	4.3L V6	3.23	1,980	5,900	5,900
	5.3L V8	3.08	1,980	6,800	6,700
	5.3L V8	3.42	1,980	9,800	9,700
Regular Cab Long Box 4x4	4.3L V6	3.42	1,930	7,400	7,400
	5.3L V8	3.08	1,930	6,500	6,500
	5.3L V8	3.42	1,930	9,500	9,500
4-DOOR DOUBLE CAB					
4-Door Double Cab Standard Box 2WD	4.3L V6	3.23	1,890	5,600	5,600
	5.3L V8	3.08	1,900	6,400	6,400
	5.3L V8	3.42	1,900	9,400	9,400
	5.3L V8 with Max Trailering Package	3.73	2,250	11,100	11,000
	6.2L V8	3.23	1,820	9,400	9,000
	6.2L V8 with Max Trailering Package	3.42	2,160	12,500	11,700
4-Door Double Cab Standard Box 4x4	4.3L V6	3.42	1,840	7,100	7,100
	5.3L V8	3.08	1,850	6,200	6,200
	5.3L V8	3.42	1,850	9,200	9,000
	5.3L V8 with Max Trailering Package	3.73	2,230	10,900	10,800
	6.2L V8	3.23	1,780	9,100	8,600
	6.2L V8 with Max Trailering Package	3.42	2,110	11,800	11,300

MODEL	ENGINE	AXLE RATIO	MAX PAYLOAD ¹	MAX CONVENTIONAL TOWING ²	MAX FIFTH-WHEEL/GOOSENECK TOWING ²
CREW CAB					
Crew Cab Short Box 2WD	4.3L V6	3.23	1,840	5,500	–
	5.3L V8	3.08	1,810	6,400	–
	5.3L V8	3.42	1,810	9,400	–
	5.3L V8 with Max Trailering Package	3.73	2,180	11,000	–
	5.3L V8 (8-speed automatic)	3.42	1,760	9,300	–
	5.3L V8 (8-speed automatic) with Max Trailering Package	3.42	2,130	11,000	–
	6.2L V8	3.23	1,750	9,300	–
	6.2L V8 with Max Trailering Package	3.42	2,080	12,500	–
	4.3L V6	3.42	1,770	7,000	–
	5.3L V8	3.08	1,760	6,100	–
Crew Cab Short Box 4x4	5.3L V8	3.42	1,760	9,100	–
	5.3L V8 with Max Trailering Package	3.73	2,120	10,800	–
	5.3L V8 (8-speed automatic)	3.42	1,730	9,100	–
	5.3L V8 (8-speed automatic) with Max Trailering Package	3.42	2,090	10,800	–
	6.2L V8	3.23	1,690	9,100	–
	6.2L V8 with Max Trailering Package	3.42	2,030	11,700	–
	5.3L V8	3.08	1,730	6,300	6,300
	5.3L V8	3.42	1,730	9,300	8,600
	5.3L V8 with Max Trailering Package	3.73	2,090	11,000	10,700
	5.3L V8 (8-speed automatic)	3.42	1,700	9,300	8,100
Crew Cab Standard Box 2WD	5.3L V8 (8-speed automatic) with Max Trailering Package	3.42	2,060	10,900	10,600
	6.2L V8	3.23	1,670	9,300	8,500
	6.2L V8 with Max Trailering Package	3.42	2,000	11,900	10,600
	5.3L V8	3.08	1,710	6,100	6,000
	5.3L V8	3.42	1,710	9,100	8,100
	5.3L V8 with Max Trailering Package	3.73	2,070	10,800	10,700
	5.3L V8 (8-speed automatic)	3.42	1,670	9,100	8,300
	5.3L V8 (8-speed automatic) with Max Trailering Package	3.42	2,040	10,700	10,700
	6.2L V8	3.23	1,650	9,100	8,200
	6.2L V8 with Max Trailering Package	3.42	1,980	11,700	10,500
Crew Cab Standard Box 4x4	5.3L V8	3.08	1,710	6,100	6,000
	5.3L V8	3.42	1,710	9,100	8,100
	5.3L V8 with Max Trailering Package	3.73	2,070	10,800	10,700
	5.3L V8 (8-speed automatic)	3.42	1,670	9,100	8,300
	5.3L V8 (8-speed automatic) with Max Trailering Package	3.42	2,040	10,700	10,700
	6.2L V8	3.23	1,650	9,100	8,200
	6.2L V8 with Max Trailering Package	3.42	1,980	11,700	10,500

¹ These maximum payload ratings are intended for comparison purposes only. Before you buy a vehicle or use it to haul people or cargo, carefully review the Vehicle Loading section of the Owner's Manual and check the carrying capacity of your specific vehicle on the label on the inside of the driver door jamb. ² Before you buy a vehicle or use it for trailering, carefully review the Trailering section of the Owner's Manual. The weight of passengers, cargo and options or accessories may reduce the amount you can tow.

SELECT VEHICLE FEATURES



SILVERADO WT WT includes:

4.3L EcoTec3 V6 engine
6-speed automatic transmission
4-wheel antilock disc brakes with Duralife brake rotors
Dual-stage frontal and side-impact air bags ¹ for driver and front passenger, and head-curtain and seat-mounted side-impact air bags for front and rear outboard seating positions; includes Passenger Sensing System
StabiliTrak Electronic Stability Control System with Proactive Roll Avoidance and Traction Control; includes Electronic Trailer Sway Control and Hill Start Assist
Teen Driver technology
High-intensity discharge (HID) projector-beam headlamps with LED daytime running lamps
Outside manual-adjustable Black mirrors
Black grille with chrome surround
Black front bumper
Black CornerStep rear bumper
Black door handles
Tailgate and bed rail protection caps
Locking tailgate
Capless fueling
17" painted-steel wheels
AM/FM stereo with 4.2-inch diagonal color display, USB port ² and auxiliary input jack
4-speaker sound system (Regular Cab models)
6-speaker sound system (4-door Double Cab and Crew Cab models)
Driver Information Center with 3.5-inch diagonal monochromatic display
Single-zone climate control with air conditioning
Cruise control
Power windows with express-down and driver express-up/-down (4-door Double Cab and Crew Cab models)
Power door locks
Front 40/20/40 split-bench seat, 3-passenger, vinyl
Rear full-width folding bench seat, 3-passenger (4-door Double Cab models)
Rear 60/40 split-bench seat, 3-passenger (Crew Cab models)

SILVERADO LS In addition to or replacing WT features, LS includes:

OnStar Guidance Plan ³ (standard for the first three months, trial excludes Hands-Free Calling minutes), includes Automatic Crash Response and Turn-by-Turn Navigation
Outside heated power-adjustable Black mirrors, includes driver spotter mirror
Chrome front bumper
Chrome CornerStep rear bumper
Remote locking tailgate
Remote Keyless Entry
17" stainless steel-clad wheels
Chevrolet MyLink ⁴ Radio with 7-inch diagonal color touch-screen display
6-speaker sound system
Bluetooth [®] wireless technology ⁵ for select phones
OnStar 4G LTE and built-in Wi-Fi [®] hotspot for up to seven devices ⁶ ; includes data trial for 3 months or 3 GB (whichever comes first)
Power windows with express-down and driver express-up/-down

1 A NOTE ON CHILD SAFETY: Always use safety belts and the correct child restraint for your child's age and size, even with air bags. Even in vehicles equipped with the Passenger Sensing System, children are safer when properly secured in a rear seat in the appropriate infant, child or booster seat. Never place a rear-facing infant restraint in the front seat of any vehicle equipped with an active frontal air bag. See the Owner's Manual and the child safety seat instructions for more safety information. **2** Not compatible with all devices. **3** Visit onstar.com for coverage map, details and system limitations. OnStar acts as a link to existing emergency service providers. **4** MyLink functionality varies by model. Full functionality requires compatible Bluetooth and smartphone, and USB connectivity for some devices. Map coverage available in the United States, Puerto Rico and Canada. **5** Visit my.chevrolet.com/learn for vehicle and smartphone compatibility. **6** Requires a compatible mobile device, active OnStar service and data plan. 4G LTE service available in select markets. Visit onstar.com for coverage map, details and system limitations. Data plans provided by AT&T.

SELECT VEHICLE FEATURES (CONTINUED)



SILVERADO CUSTOM Custom includes:

Body-color grille surround

Body-color headlamp bezels

Body-color front bumper

Body-color CornerStep rear bumper

Recovery hooks

20" chrome-clad aluminum wheels

Outside heated power-adjustable Black mirrors, includes driver spotter mirror

Tailgate and bed rail protection caps

Chevrolet MyLink¹ Radio with 7-inch diagonal color touch-screen display

6-speaker sound system

Driver Information Center with 3.5-inch diagonal monochromatic display

Power windows with express-down and driver express-up/-down

Power door locks

Single-zone climate control with air conditioning

Cruise control

Available in Summit White, Black, Silver Ice Metallic and Red Hot exterior colors

SILVERADO LT In addition to or replacing LS features, LT includes:

Outside heated power-adjustable body-color mirrors, includes driver spotter mirror

Body-color bodyside moldings

Body-color door handles

EZ Lift & Lower tailgate

17" bright-aluminum wheels

Rear wheelhouse liners (4-door Double Cab and Crew Cab models)

Rear vision camera with dynamic guiding lines

Chevrolet MyLink¹ Radio with 8-inch diagonal color touch-screen display

Single-slot CD/MP3 player

SiriusXM Satellite Radio² All Access Package with 3-month trial subscription

HD Radio[®]

Driver Information Center with 4.2-inch diagonal multi-color display

Leather-wrapped steering wheel with steering wheel-mounted controls for audio and cruise

Front 40/20/40 split-bench seat with manual-adjustable driver lumbar control, lockable storage in seat cushion and storage pockets

Rear 60/40 split-bench seat (4-door Double Cab)

Driver and front passenger visors with illuminated vanity mirrors

Color-keyed carpeting with rubberized vinyl floor mats

¹ MyLink functionality varies by model. Full functionality requires compatible Bluetooth and smartphone, and USB connectivity for some devices. Map coverage available in the United States, Puerto Rico and Canada. ² If you decide to continue service after your trial, the subscription plan you choose will automatically renew thereafter and you will be charged according to your chosen payment method at then-current rates. Fees and taxes apply. To cancel you must call SiriusXM at 1-866-635-2349. See SiriusXM Customer Agreement for complete terms at siriusxm.com. All fees and programming subject to change.

SELECT VEHICLE FEATURES (CONTINUED)



SILVERADO LT Z71 In addition to or replacing LT features, LT Z71 includes:

- Z71 Off-Road Package
- Trailer Package
- Hill Descent Control
- Heavy-duty automatic locking rear differential
- Rancho® monotube shock absorbers
- Recovery hooks
- Transfer case shield
- Body-color grille surround
- Body-color headlamp bezels
- Body-color front bumper
- Body-color CornerStep rear bumper
- 18" bright machined-aluminum wheels
- LED foglamps
- Unique grille design with Z71 badge
- Z71 pickup box decals
- Brushed-metal Z71 doorsill plate
- Unique Z71 gauge cluster
- Z71 interior trim plates

SILVERADO LTZ In addition to or replacing LT features, LTZ includes:

- 5.3L EcoTec3 V8 engine
- Auxiliary external transmission oil cooler
- Heavy-duty automatic locking rear differential
- Trailer Package
- Recovery hooks
- Theft-deterrent system, unauthorized entry
- Full LED headlamps with LED signature
- LED taillamps with signature
- LED foglamps
- Chrome grille with chrome surround and chrome mesh
- Chrome headlamp bezels
- Chrome bodyside moldings
- Chrome beltline moldings
- Chrome door handles
- Outside heated power-adjustable, power-folding chrome mirrors with driver-side auto-dimming feature and driver spotter mirror, integrated turn signal indicators and puddle lamps
- 18" bright machined-aluminum wheels
- Remote vehicle starter system
- Dual-zone automatic climate control
- Inside rearview auto-dimming mirror
- Power-sliding rear window with defogger
- Manual tilt and telescoping steering column
- Front 40/20/40 split-bench 3-passenger seat, leather-appointed, with heated seat cushions and seatbacks and 10-way power adjusters for driver and front passenger
- 110-volt power outlet
- Universal Home Remote

SELECT VEHICLE FEATURES (CONTINUED)



SILVERADO LTZ Z71 In addition to or replacing LTZ features, LTZ Z71 includes:

8-speed automatic transmission (Crew Cab models)

Z71 Off-Road Package

Hill Descent Control

Rancho monotube shock absorbers

Transfer case shield

Body-color grille surround

Body-color headlamp bezels

Body-color front bumper

Body-color CornerStep rear bumper

Spray-in bedliner

Unique grille design with Z71 badge

Z71 pickup box decals

Brushed-metal Z71 doorsill plate

Unique Z71 gauge cluster

Z71 interior trim plates

SILVERADO HIGH COUNTRY In addition to or replacing LTZ features, High Country includes:

8-speed automatic transmission

Integrated trailer brake controller

Enhanced Driver Alert Package: Lane Keep Assist, Forward Collision Alert, Low Speed Forward Automatic Braking, Front and Rear Park Assist, IntelliBeam high beam assist and Safety Alert Driver Seat

Unique chrome grille

Body-color front bumper

Body-color CornerStep rear bumper

Polished exhaust tip

20" chrome wheels

6" rectangular chrome tubular assist steps

Spray-in bedliner

Cargo tie-downs

Chevrolet MyLink¹ Radio with Navigation, includes 8-inch diagonal color touch-screen display

7-speaker Bose[®] premium sound system, including subwoofer

Wireless charging pad²

Full-feature heated and vented leather-appointed front bucket seats with 12-way power adjusters for driver and passenger

Heated steering wheel

Power-adjustable pedals

Color-keyed carpeted front and rear floor mats

High Country brushed-aluminum doorsill plate

Available in Black, Deep Ocean Blue Metallic, Siren Red Tintcoat, Iridescent Pearl Tricoat, Pepperdust Metallic and Graphite Metallic exterior colors

¹ MyLink functionality varies by model. Full functionality requires compatible Bluetooth and smartphone, and USB connectivity for some devices. Map coverage available in the United States, Puerto Rico and Canada. ² The system wirelessly charges one PMA- or Qi-compatible mobile device. Some devices require an adaptor or back cover. To check for phone or other device compatibility, visit my.chevrolet.com/learn for details.

ENGINES



4.3L ECOTEC3 V6 Standard on WT, LS, Custom, LT and LT Z71.

EcoTec3 technology includes Active Fuel Management, Direct Injection and Variable Valve Timing

6-speed automatic transmission

285 hp @ 5300 rpm

305 lb.-ft. of torque @ 3900 rpm

Most torque of any standard V6 in its class

EPA-estimated MPG city/highway: 18/24 (2WD), 17/22 (4x4)

Max trailering: 7,600 lbs.^{1,2}

Max payload: 1,980 lbs.^{3,4}

Bore and stroke: 99.6 mm x 92 mm

Displacement: 4301 cc (262 cu. in.)

Compression ratio: 11.0:1

Ignition: SIDI (Spark Ignition Direct Injection)



5.3L ECOTEC3 V8 Standard on LTZ, LTZ Z71 and High Country.

Standard with Crew Cab Standard Box. Available on WT, LS, Custom, LT and LT Z71.

EcoTec3 technology includes Active Fuel Management, Direct Injection and Variable Valve Timing

355 hp @ 5600 rpm

383 lb.-ft. of torque @ 4100 rpm

EPA-estimated MPG city/highway: 16/23 (2WD), 16/22 (4x4) with 6-speed automatic transmission

EPA-estimated MPG city/highway: 16/22 (2WD), 15/20 (4x4) with 8-speed automatic transmission

Best-in-class V8 fuel economy

Max trailering: 11,100 lbs.⁵

Max payload: 2,250 lbs.⁵

Bore and stroke: 96.01 mm x 92 mm

Displacement: 5328 cc (325 cu. in.)

Compression ratio: 11.0:1

Ignition: SIDI (Spark Ignition Direct Injection)



6.2L ECOTEC3 V8 Available on LTZ, LTZ Z71 and High Country.

EcoTec3 technology includes Active Fuel Management, Direct Injection and Variable Valve Timing

Standard 8-speed automatic transmission

420 hp @ 5600 rpm

460 lb.-ft. of torque @ 4100 rpm

Best-in-class horsepower and torque

EPA-estimated MPG city/highway: 15/21 (2WD), 15/20 (4x4)

Max trailering: 12,500 lbs.⁶

Max payload: 2,160 lbs.^{4,5}

Bore and stroke: 103.25 mm x 92 mm

Displacement: 6162 cc (376 cu. in.)

Compression ratio: 11.5:1

Ignition: SIDI (Spark Ignition Direct Injection)

¹ Before you buy a vehicle or use it for trailering, carefully review the Trailering section of the Owner's Manual. The weight of passengers, cargo and options or accessories may reduce the amount you can tow. ² Requires 1500 Regular Cab Standard Box 4x4. ³ Requires 1500 Regular Cab Long Box. ⁴ These maximum payload ratings are intended for comparison purposes only. Before you buy a vehicle or use it to haul people or cargo, carefully review the Vehicle Loading section of the Owner's Manual and check the carrying capacity of your specific vehicle on the label on the inside of the driver door jamb. ⁵ Requires 1500 4-door Double Cab Standard Box 2WD with available Max Trailering Package. ⁶ Requires 1500 4-door Double Cab Standard Box LTZ 2WD or Crew Cab Short Box LTZ 2WD with available Max Trailering Package.

AVAILABLE PACKAGES

● STANDARD ○ AVAILABLE – NOT AVAILABLE

	WT	LS	CUSTOM	LT	LT Z71	LTX	LTX Z71	HIGH COUNTRY
MECHANICAL								
Snow Plow Prep Package: Power feed for backup and roof emergency light, 170-amp alternator, forward lamp wiring harness, provisions for cab roof-mounted lamp/beacon, high-capacity air cleaner, underbody shield and heavy-duty front springs (Regular Cab 4x4 models)	○ ¹	○ ¹	–	○ ¹	○ ¹	–	–	–
EXTERIOR								
Chrome Bumper Package: Chrome front bumper and chrome CornerStep rear bumper	○	–	–	–	–	–	–	–
Black Out Edition: 20" x 9" Black-painted aluminum wheels, P275/55R20 all-season blackwall tires, Black bowtie emblems, body-color grille surround and headlamp bezels, and deep-tinted glass	○ ²	–	–	–	–	–	–	–
Special Ops Edition: 20" Black-painted aluminum wheels with all-terrain tires, spray-in bedliner, bed-mounted sport bar, LED cargo box lighting, Black bowtie emblems, unique decals and sport assist steps (4-door Double Cab models)	○ ³	–	–	–	–	–	–	–
All Star Edition: 10-way power driver-seat adjuster with bench seat, dual-zone climate control, remote vehicle starter system, rear-window defogger, manual tilt and telescopic steering column ⁴ and 110-volt power outlet (Crew Cab and 4-door Double Cab models)	–	–	–	○ ⁵	○	–	–	–
Texas Edition: 10-way power driver-seat adjuster with bench seat, dual-zone climate control, remote vehicle starter system, rear-window defogger, manual tilt and telescopic steering column ⁴ ; 110-volt power outlet, LED foglamps and Texas Edition badging; LTX also includes 20" x 9" chrome wheels and Bose® premium 6-speaker audio system or 7-speaker system including subwoofer with available bucket seats (Crew Cab and 4-door Double Cab models)	–	–	–	○ ^{6,7}	○ ⁷	○ ⁸	–	–

	WT	LS	CUSTOM	LT	LT Z71	LTX	LTX Z71	HIGH COUNTRY
EXTERIOR (CONTINUED)								
Rally 1 Edition: 20" Black-painted aluminum wheels, spray-in bedliner, Black graphics, box-side decals and Black bowtie emblems (4-door Double Cab models)	–	–	○ ⁹	–	–	–	–	–
Rally 2 Edition: 22" 6-spoke Gloss Black wheels with all-terrain tires, spray-in bedliner, 4" Black tubular assist steps, Black graphics, box-side decals and Black bowtie emblems (Crew Cab and 4-door Double Cab models)	–	–	–	–	○ ¹⁰	–	–	–
Sport Package: 20" x 9" chrome wheels and Bose premium 6-speaker audio system or 7-speaker system including subwoofer with available bucket seats (Crew Cab and 4-door Double Cab models)	–	–	–	–	○ ¹¹	–	–	–
Midnight Edition: 18" Black-painted alloy wheels with Goodyear Wrangler DuraTrac® mud-terrain tires, unique Z71 badging on doors, Black bowtie emblems and a Black front skid plate	–	–	–	–	○ ¹²	–	○ ¹³	–
Realtree® Edition: 20" x 9" Black-painted aluminum wheels, P275/55R20 all-terrain blackwall tires, body-color door handles, mirror caps and bodyside moldings, off-road assist steps, Z71 badges on front doors, spray-in bedliner with Realtree lettering, Realtree exterior camouflage graphics, Realtree head restraints and camo interior trim (Crew Cab Short Box models)	–	–	–	–	–	–	○ ¹⁴	–
Trailer Package: Trailer hitch, 7-pin and 4-pin connectors, and automatic locking rear differential	○	○	○	○ ¹⁵	●	●	●	●
Max Trailer Package: 9.76" rear axle, heavy-duty rear springs, increased Rear Gross Axle Weight Rating (RGAWR), integrated trailer brake controller, enhanced cooling radiator and revised shock tuning for increased control (Crew Cab and 4-door Double Cab models)	–	–	–	○ ¹⁶	–	○ ¹⁷	–	–

¹ Not available with 20" wheels. ² Regular Cab and 4-door Double Cab Standard Box models only. Requires Black exterior color. Not available with Chrome Bumper Package, 6" rectangular chrome tubular assist steps or 4" round chrome tubular assist steps. ³ Requires available 5.3L V8 engine and Black Out Edition. Not available with Chrome Bumper Package, Chrome Essentials Package, soft folding tonneau cover, 17" all-terrain tires, drop-in bedliner, tri-folding hard tonneau cover, rubber bed mat or any other assist steps. ⁴ Manual tilt and telescopic steering column will not be included if 4.3L V6 engine is ordered. ⁵ Includes Trailing Package, automatic locking rear differential and LED foglamps. Not available with Max Trailing Package, LT Convenience Package or Texas Edition. ⁶ Includes Trailing Package, automatic locking rear differential and foglamps. ⁷ Not available with Max Trailing Package, All Star Edition or LT Convenience Package on 1LT. ⁸ Not available with Max Trailing Package or Sport Package. Front bucket seats are required with 6.2L V8 engine. Not available with 22" accessory wheels. ⁹ Not available with Chrome Essentials Package, 6" rectangular chrome tubular assist steps, 4" round chrome tubular assist steps, off-road assist steps, bed rug, drop-in bedliner, tailgate liner, outside heated power-adjustable vertical camper mirrors, chrome grille surround, polished exhaust tip, Black molded splash guards, or any 22" accessory wheels. ¹⁰ Requires Black, Silver Ice Metallic, Red Hot or Summit White exterior colors. Not available with Midnight Edition, Texas Edition, Chrome Essentials Package, wheel locks, 20" polished-aluminum wheels, off-road assist steps, 6" Black tubular assist steps, 6" rectangular chrome assist steps, 4" round chrome assist steps, bed rug, drop-in bedliner, tailgate liner, outside heated power-adjustable vertical camper mirrors, chrome grille surround, polished exhaust tip, Black molded splash guards, or any other 22" accessory wheels. ¹¹ Not available with Max Trailing Package or Texas Edition. Front bucket seats are required with 6.2L V8 engine. Not available with 22" accessory wheels. ¹² 4-door Double Cab 4x4 models only. Requires available 5.3L V8 engine, All Star Edition and Black exterior color. Includes spray-in bedliner and Rear Park Assist. Not available with power camper mirrors, chrome mirror caps, 18" bright machined-aluminum wheels, 18" all-terrain tires, 18" all-season tires or Texas Edition. ¹³ Crew Cab Short Box 4x4 models only. Requires Black exterior color. Includes Front and Rear Park Assist, body-color door handles, body-color mirror caps, body-color bodyside moldings, Black beltline moldings, and LT Z71 grille insert. Not available with power camper mirrors, chrome power camper mirrors, 18" bright machined-aluminum wheels or 18" all-terrain tires. ¹⁴ Requires Black exterior color and Jet Black interior trim. Not available with Midnight Edition, spray-in bedliner delete, 6" rectangular chrome tubular assist steps, 18" all-terrain tires and 20" chrome wheels. ¹⁵ Included with available Max Trailing Package, All Star Edition or Texas Edition. ¹⁶ Includes heavy-duty automatic locking rear differential and Trailing Package. Requires 5.3L V8 engine and outside heated power-adjustable vertical camper mirrors. Includes 18" x 8.5" bright machined-aluminum wheels with 18" tires or may upgrade to 20" aluminum wheels with 20" all-season or all-terrain tires. ¹⁷ With 5.3L V8 engine requires 18" x 8.5" bright machined-aluminum wheels and 18" all-season or all-terrain tires or may upgrade to 20" chrome wheels with 20" all-season or all-terrain tires. With 6.2L V8 engine requires 20" chrome wheels with 20" all-season tires. Requires outside heated power-adjustable vertical camper mirrors. Crew Cab includes 8-speed transmission.

AVAILABLE PACKAGES (CONTINUED)

● STANDARD ○ AVAILABLE – NOT AVAILABLE

	WT	LS	CUSTOM	LT	LTZ71	LTZ	LTZ71	HIGH COUNTRY
INTERIOR								
WT Convenience Package: Deep-tinted glass, 110-volt power outlet, Remote Keyless Entry, remote locking tailgate, ¹ rear vision camera ²⁴ and outside heated power-adjustable mirrors; Regular Cab models also include power windows	○	–	–	–	–	–	–	–
LS Convenience Package: 110-volt power outlet and rear vision camera	–	○ ¹	–	–	–	–	–	–
Custom Convenience Package: Remote locking tailgate, Remote Keyless Entry, color-keyed carpeting with rubberized vinyl floor mats and rear-window defogger	–	–	○	–	–	–	–	–
LT Convenience Package: 10-way power driver-seat adjuster with bench seat, remote vehicle starter system, manual tilt and telescopic steering column, ² rear-window defogger and 110-volt power outlet; Crew Cab and 4-door Double Cab models also include dual-zone climate control	–	–	–	○ ³	○ ⁴	–	–	–
LT Plus Package: Universal Home Remote, Rear Park Assist, power-adjustable pedals and power-sliding rear window with defogger (Crew Cab and 4-door Double Cab models)	–	–	–	○	○	–	–	–
LTZ Plus Package: Power-adjustable pedals, Bose premium 6-speaker audio system or 7-speaker system including subwoofer with available bucket seats, Front and Rear Park Assist, and heated leather-wrapped steering wheel	–	–	–	–	–	○ ⁵	○ ⁵	–
Enhanced Driver Alert Package: Lane Keep Assist, Forward Collision Alert, Low Speed Forward Automatic Braking, Front and Rear Park Assist, IntelliBeam high beam assist and Safety Alert Driver Seat	–	–	–	○ ⁶	–	○ ⁷	○ ⁷	●

¹ Not available with pickup box delete. ² Manual tilt and telescopic steering column will not be included if 4.3L V6 engine is ordered. ³ Includes LED foglamps. Not available with All Star Edition. ⁴ Regular Cab only. ⁵ Front bucket seats are required with 6.2L V8 engine. ⁶ Regular Cab models only. Requires available LT Convenience Package and Jet Black cloth interior trim. ⁷ Crew Cab and 4-door Double Cab models only. Requires available LTZ Plus Package, heated and vented front bucket seats, and Cocoa/Dune, Jet Black or Dark Ash/Jet Black interior trim.

SPECIFICATIONS

● STANDARD ○ AVAILABLE – NOT AVAILABLE

	WT	LS	CUSTOM	LT	LT Z71	LTX	LTX Z71	HIGH COUNTRY
EXTERIOR								
Assist steps: Power-retractable and rearward articulating, with LED lighting	-	-	-	-	-	○	○	○
Bedliner: Spray-in, Black with bowtie logo	○ ¹	○ ¹	○ ¹	○ ¹	○ ¹	○ ¹	●	●
Cargo box tie-downs: 4 movable, upper	○	○	○	○	○	○	○	●
Foglamps: LED	-	-	-	○ ²	●	●	●	●
Headlamps: High-intensity discharge (HID) projector-beam, with LED daytime running lamps	●	●	●	●	●	-	-	-
LED with LED signature	-	-	-	-	-	●	●	●
Park assist: Rear, obstacle detection with audible warning	-	-	-	○	○	-	-	-
Front and rear, obstacle detection with audible warning	-	-	-	-	-	○	○	●
Rear vision camera	○ ³	○ ⁴	-	●	●	●	●	●
ENGINE/CHASSIS								
Engine: 4.3L EcoTec3 V6 with Active Fuel Management, Variable Valve Timing and Direct Injection; 285 hp @ 5300 rpm, 305 lb.-ft. of torque @ 3900 rpm	●	●	●	●	●	-	-	-
5.3L EcoTec3 V8 with Active Fuel Management, Variable Valve Timing and Direct Injection; 355 hp @ 5600 rpm, 383 lb.-ft. of torque @ 4100 rpm	○ ⁵	○ ⁵	○ ⁵	○ ⁵	○ ⁵	●	●	●
6.2L EcoTec3 V8 with Active Fuel Management, Variable Valve Timing and Direct Injection; 420 hp @ 5600 rpm, 460 lb.-ft. of torque @ 4100 rpm	-	-	-	-	-	○	○	○
Engine block heater	○	○	○	○	○	○	○	○
Differential: Automatic locking rear	○ ⁶	○ ⁶	○ ⁶	○ ⁷	●	●	●	●
4x4 Transfer Case: Floor-mounted shifter	○	○	○	-	-	-	-	-
Electronic Autotrac™ with rotary dial	-	-	-	○	○	○	○	○
Transmission: 6-speed automatic, electronically controlled with overdrive and Tow/Haul mode, includes cruise grade braking and powertrain grade braking	●	●	●	●	●	●	○ ⁸	-
8-speed automatic, electronically controlled with overdrive and Tow/Haul mode, includes cruise grade braking and powertrain grade braking	-	-	-	-	-	○ ⁹	○ ¹⁰	●
Trailer Package: Trailer hitch, 7-pin and 4-pin connectors, and automatic locking rear differential	○	○	○	○ ¹¹	●	●	●	●
Max Trailering Package: 9.76" rear axle, heavy-duty rear springs, increased Rear Gross Axle Weight Rating (RGAWR), integrated trailer brake controller, enhanced cooling radiator and revised shock tuning for increased control (Crew Cab and 4-door Double Cab models)	-	-	-	○ ¹²	-	○ ¹³	-	-

	WT	LS	CUSTOM	LT	LT Z71	LTX	LTX Z71	HIGH COUNTRY
SAFETY & SECURITY								
Forward Collision Alert	-	-	-	○ ¹⁴	-	○ ¹⁴	○ ¹⁴	●
IntelliBeam high beam assist	-	-	-	○ ¹⁴	-	○ ¹⁴	○ ¹⁴	●
Lane Keep Assist	-	-	-	○ ¹⁴	-	○ ¹⁴	○ ¹⁴	●
Low Speed Forward Automatic Braking	-	-	-	○ ¹⁴	-	○ ¹⁴	○ ¹⁴	●
OnStar Guidance Plan ¹⁵ (standard for the first three months, trial excludes Hands-Free Calling minutes), includes Automatic Crash Response and Turn-by-Turn Navigation	○ ¹⁶	●	○	●	●	●	●	●
Safety Alert Driver Seat	-	-	-	○ ¹⁴	-	○ ¹⁴	○ ¹⁴	●
Tailgate: Remote locking	○ ¹⁷	○	○ ¹⁸	●	●	●	●	●
Teen Driver technology	●	●	●	●	●	●	●	●
Theft-deterrent system: Unauthorized entry	-	-	-	○ ¹⁹	○ ¹⁹	●	●	●
INTERIOR								
Active Noise Cancellation	-	-	-	-	-	○ ²⁰	○ ²⁰	○ ²⁰
Floor mats, front and rear: Rubberized vinyl	○	○	○ ¹⁸	●	●	●	●	-
Carpeted	-	-	-	-	-	-	-	●
Remote vehicle starter system	-	-	-	○ ²¹	○ ²¹	●	●	●
Steering column: Tilt-wheel, manual, with theft-deterrent locking feature	●	●	●	●	●	-	-	-
Manual tilt and telescoping	-	-	-	○ ²	○ ²	●	●	●
Sunroof: Power, tilt/sliding glass with sunshade, express-open, wind deflector and short overhead console (Crew Cab)	-	-	-	-	-	○	○	○
Wireless charging pad ²²	-	-	-	○ ²³	○ ²³	○ ²⁴	○ ²⁴	●

¹ Not available with dealer-installed drop-in bedliner. ² Requires available LT Convenience Package, All Star Edition or Texas Edition. ³ Requires available WT Convenience Package. ⁴ Requires available LS Convenience Package. ⁵ Standard on Crew Cab Standard Box models. ⁶ Included with available Trailering Package. ⁷ Included with available Trailering Package, Max Trailering Package, Texas Edition or All Star Edition. ⁸ Standard on 4-door Double Cab models. Not available on Crew Cab models. ⁹ Requires available 6.2L V8 engine or Crew Cab models with available Max Trailering Package. ¹⁰ Available on 4-door Double Cab models with available 6.2L V8 engine. Standard on Crew Cab models. ¹¹ Included with available Max Trailering Package, All Star Edition or Texas Edition. Includes automatic locking rear differential. ¹² Includes heavy-duty automatic locking rear differential and Trailering Package. Requires 5.3L V8 engine and outside heated power-adjustable vertical camper mirrors. Includes 18" x 8.5" bright machined-aluminum wheels with 18" tires or may upgrade to 20" aluminum wheels with 20" all-season or all-terrain tires. ¹³ With 5.3L V8 engine requires 18" x 8.5" aluminum wheels and 18" all-season or all-terrain tires or may upgrade to 20" chrome wheels with 20" all-season or all-terrain tires. With 6.2L V8 engine requires 20" chrome wheels with 20" all-season tires. Requires outside heated power-adjustable vertical camper mirrors. Includes 8-speed transmission on Crew Cab LTX models. ¹⁴ Requires available Enhanced Driver Alert Package. ¹⁵ Visit onstar.com for coverage map, details and system limitations. OnStar acts as a link to existing emergency service providers. ¹⁶ Requires available Chevrolet MyLink Radio with 7-inch diagonal color touch-screen display. ¹⁷ Requires available Remote Keyless Entry. ¹⁸ Requires available Custom Convenience Package. ¹⁹ Requires available remote vehicle starter system. ²⁰ Requires available 6.2L V8 engine. ²¹ Requires available LT Convenience Package, All Star Edition or Texas Edition. Includes theft-deterrent system. ²² The system wirelessly charges one PMA- or Qi-compatible mobile device. Some devices require an adaptor or back cover. To check for phone or other device compatibility, visit my.chevrolet.com/learn for details. ²³ Crew Cab and 4-door Double Cab models only. Requires available front bucket seats. ²⁴ Requires available full-feature leather-appointed front bucket seats.

SPECIFICATIONS (CONTINUED)

● STANDARD ○ AVAILABLE – NOT AVAILABLE

	WT	LS	CUSTOM	LT	LT Z71	LTX	LTX Z71	HIGH COUNTRY
ENTERTAINMENT								
AM/FM stereo with 4.2-inch diagonal color display, USB port ¹ and auxiliary input jack	●	-	-	-	-	-	-	-
Chevrolet MyLink Radio ² with 7-inch diagonal color touch-screen display, AM/FM stereo and Bluetooth ³ audio streaming ³ for select phones	○ ⁴	●	●	-	-	-	-	-
Chevrolet MyLink Radio ² with 8-inch diagonal color touch-screen display, AM/FM stereo, Bluetooth audio streaming ³ for select phones, USB ports ¹ and auxiliary input jack	-	-	-	●	●	●	●	-
Chevrolet MyLink ² Radio with Navigation and 8-inch diagonal color touch-screen display, includes Chevrolet MyLink Radio features plus enhanced navigation	-	-	-	○	○	○	○	●
HD Radio ⁶	-	-	-	●	●	●	●	●
Single-slot CD player	-	-	-	●	●	○ ⁵	○ ⁵	○ ⁵
SiriusXM Satellite Radio ⁴ All Access Package with 3-month trial subscription	○ ⁷	○	○	●	●	●	●	●

	WT	LS	CUSTOM	LT	LT Z71	LTX	LTX Z71	HIGH COUNTRY
ENTERTAINMENT (CONTINUED)								
Bluetooth ³ personal cell phone connectivity to vehicle audio system	○ ⁷	●	●	●	●	●	●	●
4-speaker audio system (Regular Cab models)	●	-	-	-	-	-	-	-
6-speaker audio system	○ ⁸	●	●	●	●	●	●	-
6-speaker audio system with Active Noise Cancellation	-	-	-	-	-	○ ⁹	○ ⁹	○ ⁹
Bose ⁶ premium 6-speaker audio system (7-speaker system including subwoofer with bucket seats)	-	-	-	○ ¹⁰	○ ¹⁰	○ ¹¹	○ ¹²	●
Rear-Seat Entertainment Package: Rear-seat DVD/Blu-ray ⁶ player with 9.2-inch diagonal LCD display, two sets of wireless headphones and A/V remote control	-	-	-	-	-	○ ¹³	○ ¹³	○ ¹³
OnStar Basic Plan ¹⁴ for five years includes select features of the myChevrolet Mobile App ¹⁵ including remote start (if equipped), door lock or unlock, honk your horn and flash your lights, and send destinations to your Chevrolet MyLink ² navigation screen (if equipped). Limited OnStar services include Advanced Diagnostics and Dealer Maintenance Notification	○ ⁷	●	○	●	●	●	●	●
OnStar 4G LTE and built-in Wi-Fi ⁶ hotspot for up to seven devices, ¹⁶ includes data trial for 3 months or 3 GB (whichever comes first)	○ ⁷	●	○	●	●	●	●	●

¹ Not compatible with all devices. ² MyLink functionality varies by model. Full functionality requires compatible Bluetooth and smartphone, and USB connectivity for some devices. Map coverage available in the United States, Puerto Rico and Canada. ³ Visit my.chevrolet.com/learn for vehicle and smartphone compatibility. ⁴ Includes available 6-speaker audio system, 3 months of OnStar Guidance Plan, 5 years of OnStar Basic Plan, and OnStar 4G LTE and built-in Wi-Fi hotspot. Not available with single-slot CD/MP3 player. ⁵ Single-slot CD/MP3 player is replaced by DVD/Blu-ray player on Crew Cab models with available Rear-Seat Entertainment Package. ⁶ If you decide to continue service after your trial, the subscription plan you choose will automatically renew thereafter and you will be charged according to your chosen payment method at then-current rates. Fees and taxes apply. To cancel you must call SiriusXM at 1-866-635-2349. See SiriusXM Customer Agreement for complete terms at siriusxm.com. All fees and programming subject to change. ⁷ Requires available Chevrolet MyLink Radio with 7-inch diagonal color touch-screen display. ⁸ Standard on Crew Cab and 4-door Double Cab models. Regular Cab models require available Chevrolet MyLink Radio with 7-inch diagonal color touch-screen display. ⁹ Requires available 6.2L V8 engine. ¹⁰ Crew Cab and 4-door Double Cab models only. Requires available LT Convenience Package, All Star Edition or Texas Edition. ¹¹ Requires available LTZ Plus Package, Sport Package or Texas Edition. Required when 6.2L V8 engine and front bucket seats are ordered. Includes Active Noise Cancellation. ¹² Requires available LTZ Plus Package. Required when 6.2L V8 engine and front bucket seats are ordered. Includes Active Noise Cancellation. ¹³ Crew Cab models only. Requires available LTZ Plus Package, front bucket seats and Bose premium 7-speaker audio system. Replaces single-slot CD/MP3 player. ¹⁴ Replaces single-slot CD/MP3 player. ¹⁵ Does not include emergency or security services. Visit onstar.com for coverage map, details and system limitations. ¹⁶ Requires data plan, compatible vehicle and compatible device. Some features require factory-installed remote start, power locks, Tire Pressure Monitoring System or active OnStar service. ¹⁷ Requires a compatible mobile device, active OnStar service and data plan. 4G LTE service available in select markets. Visit onstar.com for coverage map, details and system limitations. Data plans provided by AT&T.



Experience Chevrolet Complete Care, a comprehensive coverage, warranty and protection program that comes standard with every new 2017 Chevrolet Silverado 1500 lease and purchase. Simply, it is designed around you, to make it easy to keep your Chevrolet like new – and give you the confidence you deserve when you need it most.

YOUR COMPREHENSIVE OWNER BENEFIT PROGRAM.

Includes two maintenance visits (oil and filter changes, tire rotations and multipoint vehicle inspections)¹

5 years/60,000 miles of Roadside Assistance and Courtesy Transportation²

5-year/60,000-mile Powertrain Limited Warranty³

3-year/36,000-mile Bumper-to-Bumper Warranty⁴

6 years/100,000 miles of Rust-Through Protection⁵

5 years of OnStar Basic Plan⁶ including select features of the myChevrolet Mobile App⁷ (available on WT and Custom models⁸).

3 months of OnStar Guidance Plan⁹ (available on WT and Custom models⁸).

DIMENSIONS

Width	80"
Front Track	68.8"
Rear Track	67.6"

		CREW CAB	4-DOOR DOUBLE CAB	REGULAR CAB
Length	Short Box	230"	–	205.6"
	Standard Box	239.6"	230"	–
	Long Box	–	–	224.4"
Wheelbase	Short Box	143.5"	–	119"
	Standard Box	153"	143.5"	–
	Long Box	–	–	133"
Height	73.5"–74.2" depending on model			

MAXIMUM CAPACITIES

EPA-ESTIMATED FUEL ECONOMY

4.3L V6	18 MPG city/24 highway (2WD), 17 MPG city/22 highway (4x4)
5.3L V8 (6-speed transmission)	16 MPG city/23 highway (2WD), 16 MPG city/22 highway (4x4)
5.3L V8 (8-speed transmission)	16 MPG city/22 highway (2WD), 15 MPG city/20 highway (4x4)
6.2L V8	15 MPG city/21 highway (2WD), 15 MPG city/20 highway (4x4)

FUEL TANK (APPROXIMATE)

26 gallons
34 gallons (Regular Cab Long Box models only)

SEATING

6 (5 with available bucket seats)

CARGO VOLUME⁷

53.4 cu. ft. (Short Box)
61 cu. ft. (Standard Box)
76.3 cu. ft. (Long Box)

OWNERSHIP EXTRAS



CHEVROLET.COM/WARRANTY



CHEVROLET.COM/ACCESSORIES



ONSTAR.COM



SIRIUSXM.COM

NEW VEHICLE LIMITED WARRANTY

5-YEAR/60,000-MILE TRANSFERABLE POWERTRAIN LIMITED WARRANTY Every 2017 Chevrolet Silverado 1500 comes with a 5-year/60,000-mile (whichever comes first) transferable Powertrain Limited Warranty. 24/7 Roadside Assistance and Courtesy Transportation are also offered for the duration of the Powertrain Limited Warranty. Please see your Chevrolet dealer for details.

3-YEAR/36,000-MILE BUMPER-TO-BUMPER LIMITED WARRANTY

Chevrolet will warrant each 2017 Silverado 1500 from bumper to bumper for 3 years/36,000 miles (whichever comes first; see dealer for details), with no deductible, from the original in-service date of the vehicle, for warrantable repairs that are required as a result of defects due to materials and/or workmanship. Cosmetic corrosion resulting from defects is also covered under the Bumper-to-Bumper Limited Warranty. In addition, rust-through corrosion will be covered for 6 years/100,000 miles (whichever comes first). See dealer for details.

¹ Maintenance visits must occur within two years or 24,000 miles of vehicle delivery, whichever comes first. Does not include air filters. See participating dealer for other restrictions and complete details. ² Whichever comes first. See dealer for details. ³ Does not include emergency or security services. Visit onstar.com for coverage map, details and system limitations. ⁴ Requires data plan, compatible vehicle and compatible device. Some features require factory-installed remote start, power locks, Tire Pressure Monitoring System or active OnStar service. ⁵ Requires available Chevrolet MyLink Radio with 7-inch diagonal color touch-screen display. ⁶ Visit onstar.com for coverage map, details and system limitations. ⁷ Cargo and load capacity limited by weight and distribution.

IMPORTANT INFORMATION

CHEVROLET OWNER CENTER (MY.CHEVROLET.COM) Everything you need to know. Anything you need to do. Your Chevrolet Owner Center makes it easy. Create your account today to get the most out of your new vehicle. Get special alerts and offers, schedule service, review your maintenance schedule, and view how-to videos specifically for your vehicle. All online, anytime. Visit the Owner Center today to register or take a tour.

ENGINES Chevrolet products are equipped with engines produced by GM Powertrain or other suppliers to GM worldwide. The engines in Chevrolet products may also be used in other GM makes and models.

ASSEMBLY Chevrolet vehicles and their components are assembled or produced by different operating units of General Motors, its subsidiaries or suppliers to GM worldwide. We sometimes find it necessary to produce Chevrolet vehicles with different or differently sourced components than originally scheduled. Since some options may be unavailable when your vehicle is assembled, we suggest you verify that your vehicle includes the equipment you ordered and that, if there were changes, they are acceptable to you.

ONSTAR OnStar services require vehicle electrical system (including battery), wireless service and GPS satellite signals to be available and operating for features to function properly. OnStar acts as a link to existing emergency service providers. Subscription Service Agreement required. Call 1.888.4ONSTAR (1-888-466-7827) or visit onstar.com for OnStar Terms and Conditions, Privacy Policy, details and system limitations.

A NOTE ON CHILD SAFETY Always use safety belts and the correct child restraint for your child's age and size, even with air bags. Even in vehicles equipped with the Passenger Sensing System, children are safer when properly secured in a rear seat in the appropriate infant, child or booster seat. Never place a rear-facing infant restraint in the front seat of any vehicle equipped with an active frontal air bag. See the Owner's Manual and the child safety seat instructions for more safety information.

IMPORTANT WORDS ABOUT THIS CATALOG We have tried to make this catalog comprehensive and factual. We reserve the right, however, to make changes at any time, without notice, in prices, colors, materials, equipment, specifications, models and availability. Specifications, dimensions, measurements, ratings and other numbers in this catalog

and other printed materials provided at the dealership or affixed to vehicles are approximations based on design and engineering drawings, prototypes and laboratory tests. Your vehicle may differ due to variations in manufacture and equipment. Since some information may have been updated since the time of printing, please check with your Chevrolet dealer for complete details. Chevrolet reserves the right to lengthen or shorten the model year for any product for any reason or to start and end model years at different times. Certain vehicle features may lose their usefulness over time due to obsolescence from technological changes. Unless otherwise noted, all claims based on GM Large Pickup segment and latest available competitive information. Excludes other GM vehicles.

FLEET ORDERS Some standard content may be deleted on fleet orders. See dealer for details.

CHEVROLET OWNERSHIP EXPERIENCE Chevrolet is committed to enhancing the vehicle shopping and ownership experience through a wide array of programs. Visit chevrolet.com to build and price, find a vehicle, request a quote, compare vehicles, find financial tools or track your vehicle order. You'll also find information about 24-hour Roadside Assistance, Courtesy Transportation, Customer Assistance, GM Mobility, safety and current incentives.

CHEVROLET.COM/SAFETY Chevrolet is committed to keeping you and your family safe – from the start of your journey to your destination. That's why every Chevrolet is designed with a comprehensive list of safety and security features to help give you peace of mind.

GMMOBILITY.COM (1-800-323-9935) GM Mobility™ offers financial assistance for eligible adaptive equipment to make automotive travel easier for persons with disabilities or special transportation needs. To learn more about special GM Mobility offers, visit gmmobility.com.

THE BUYPOWER CARD The Chevrolet BuyPower Card – Every purchase you make with the BuyPower Card from Capital One* helps you earn toward an eligible new Chevrolet, Buick, GMC or Cadillac vehicle. There's no limit on the amount you can earn or redeem, and your Earnings don't expire. Visit chevroletbuypowercard.com/catalogs.

* Capital One, N.A. is the issuer of the BuyPower Card. General Motors ("GM") is responsible for the operation and administration of the Earnings program.



TWITTER.COM/CHEVROLET



YOUTUBE.COM/CHEVROLET



FACEBOOK.COM/CHEVROLET

GM, the GM logo, Chevrolet, the Chevrolet logo, and the slogans, emblems, vehicle model names, vehicle body designs and other marks appearing in this catalog are the trademarks and/or service marks of General Motors, its subsidiaries, affiliates or licensors. ©2016 OnStar. All rights reserved. Sirius, XM, SiriusXM and all related marks and logos are trademarks of Sirius XM Radio Inc. The Bluetooth word mark is a registered trademark owned by Bluetooth SIG, Inc., and any use of such mark by Chevrolet is under license. Bose is a registered trademark of the Bose Corp. Blu-ray is a registered trademark of the Blu-ray Disc Association.

©2016 General Motors. All rights reserved. August 2016



FIND NEW ROADS™

CHEVROLET.COM