





Datsun 280·Z







he year: 1966. The goal: an agile, compact grand turismo whose performance and comfort outran its price. The need was there. The marketing niche unexplored. Design and engineering drew a bead.

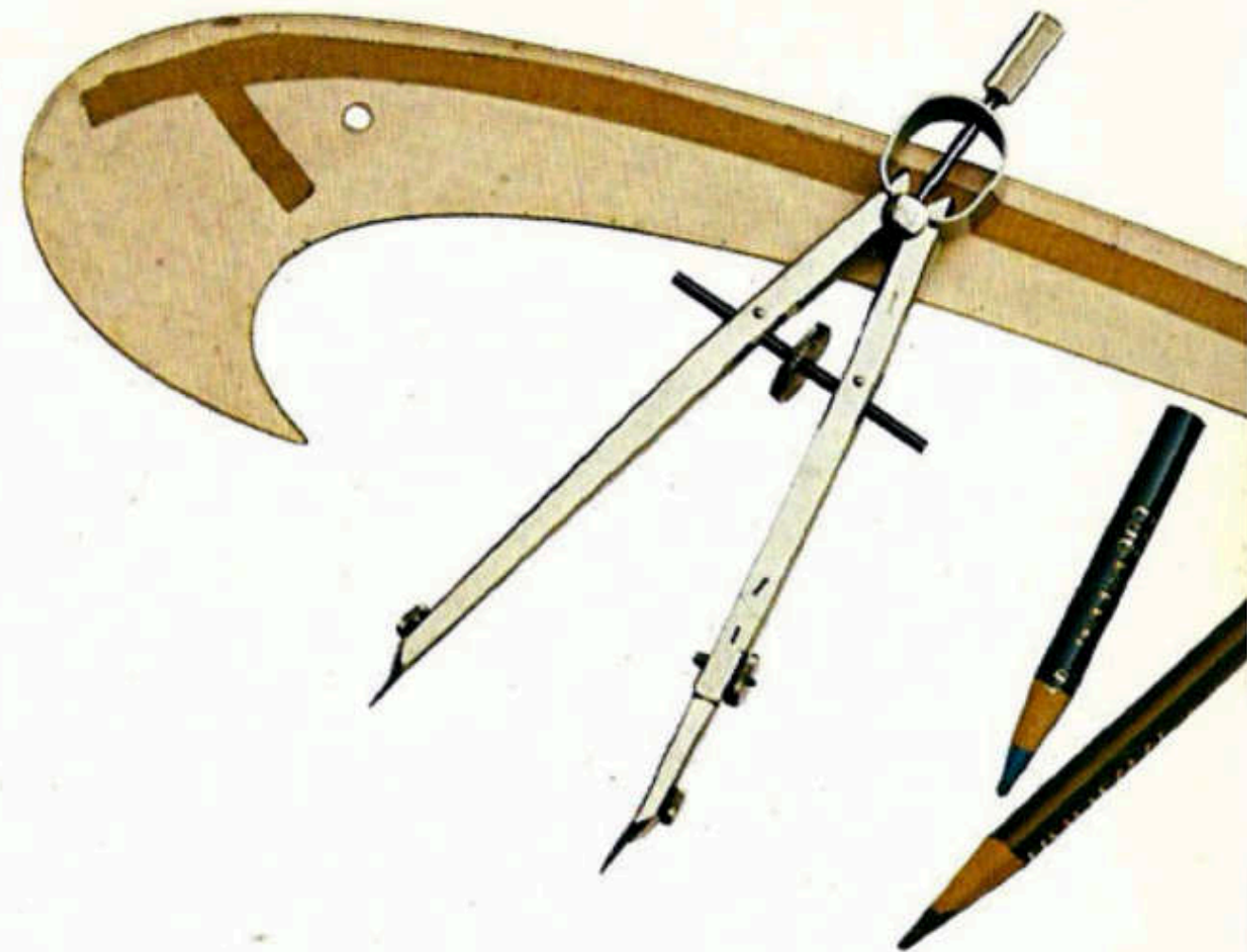
In 1970, four years of art, science, computers and endless testing produced the first 240-Z. A sophisticated, civilized, sporting 2-seater, it filled the niche. Engulfed some rather expensive exotics. Became instantly unavailable until production had a chance to match the staggering demand.

"Car of the Year" and other awards came quickly. Two East African Safari rally victories fell to Z-Car durability and power. Five straight SCCA C-Production championship trophies roosted on Z-Car hoods. Dominance was honed on the stiffest of competition.

Perfection became a possible dream. Engines grew from 2.4 to 2.6 then 2.8 liters for added torque. Inputs from engineering, from racing, from owners generated comparable improvements. But always the basic concept remained: elegance with electrifying response. The charisma expanded to include four passengers in a 2+2.

Now, the ultimate step. Precise fuel metering by electronic injection. Super-human alertness from an on-board computer. Instant starts. Response beyond expectation.

The 1976 280-Z. Fruition of a bold concept. Refinement's reward. The bright achievement of one daring decade looking toward the next.



Four years breeding, six years refinement.
And now, fuel injected.



2+2

Demand created the 4-seater Z-Car. Too many good friends were being left behind. The two rear seats are deep set and surprisingly ample. With four aboard there's still deck space. (The spare's out of the way under the floor.)

Electronic fuel injection smooths the potent 6-cylinder SOHC engine in all rev ranges. With electric fuel pump and transistorized ignition, it permits instant starts and drive-aways anytime. Power assisted front disc brakes ease quick, straight stops. A fully independent strut-type suspension rolls on wide steel belted radial tires. All combine to deliver soul-satisfying ride and performance.



A limousine it's not. Nor is it spare and bare. Vinyl upholstery and carpeting are standard. So are tinted glass, electric rear window defogger, full instrumentation that includes tach and clock. The AM/FM radio has a power antenna. Contoured front buckets recline. Non-spartan to the core.

Plus, you can add an automatic transmission in place of the silky 4-speed stick. Factory air conditioning, mag-type wheels, stereo, rear window louver. Any of a host of luxuries from your dealer.

280-Z 2+2. Four to go. In style.

An automotive concept
too good for just two.





he nitty-gritty is nifty. Engineering, exquisite and innovative, makes the Z all it is.

Strut-type fully independent 4-wheel suspension, for example.

It's derived not from passenger cars but from racing suspensions. It helps keep the low profile radials in constant road contact. Makes the most of their steel belted traction.


The all-steel unibody is welded for quiet rigidity. Washboard roads will never faze it.

Big 10.7" front disc brakes and 9.0" rear drums are power assisted. Datsun's own NP equalizing valve helps prevent rear wheel lockup and skids. Stabilizer bars front and rear, and rack and pinion steering put great handling in your palm.

Among the little niceties: A convenient steering column stalk with light, wiper and washer controls. Electric rear window defogger. Underhood light. Access doors for windshield washer and battery fluids. And an overall finish that reflects care and quality.

From efficient fuel injection to power antenna, Datsun leaves nothing to chance.

Exhilaration, finely engineered.



SOHC 6-CYLINDER
2753 cc ENGINE.

DUAL HYDRAULIC
BRAKING SYSTEM.

STRUT-TYPE FULLY INDEPENDENT
SUSPENSION.

SEBRING-TYPE
RACING MIRROR.

POWER ANTENNA.

EASY ACCESS
BATTERY.

RACK AND PINNION
STEERING.

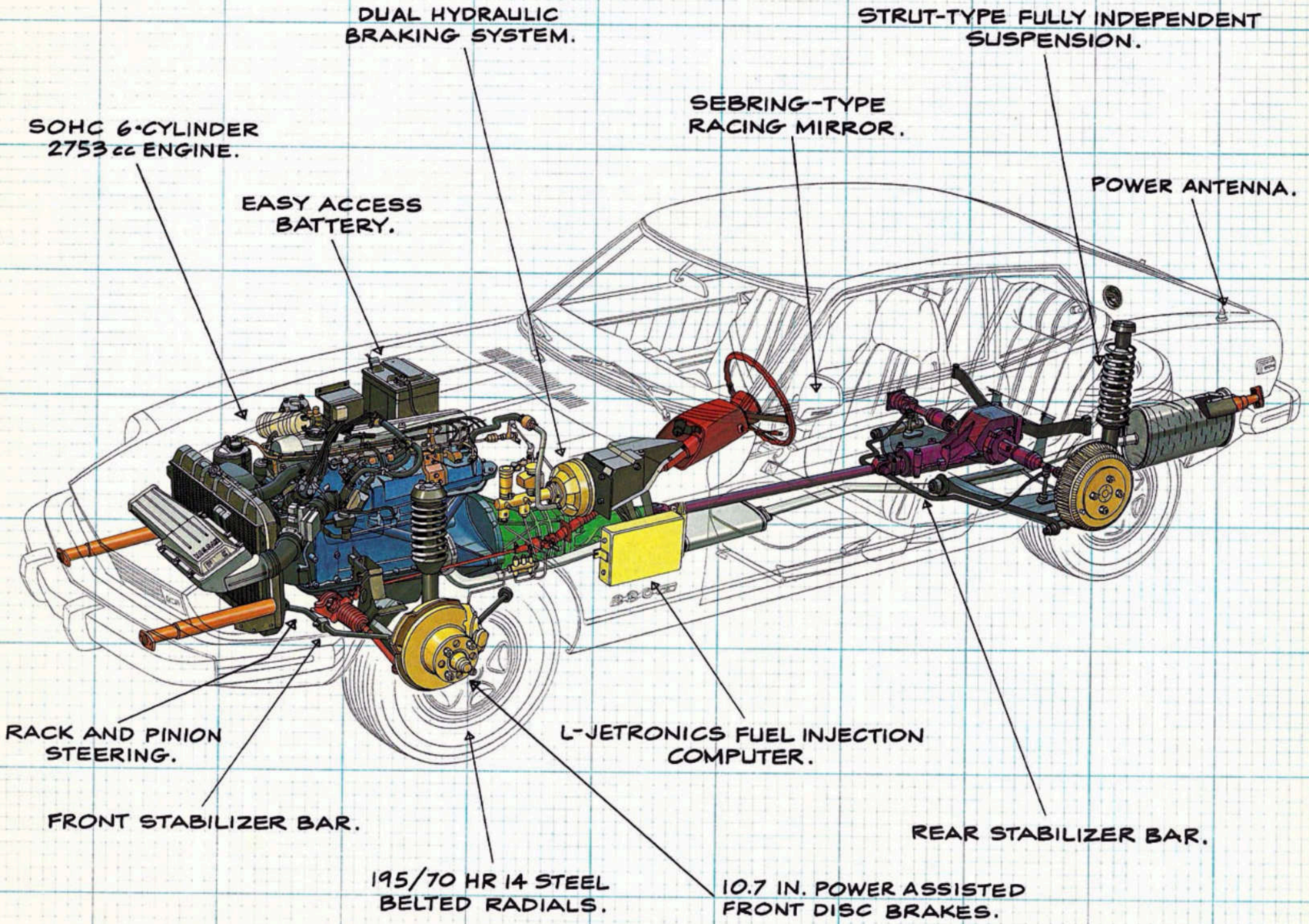
FRONT STABILIZER BAR.

L-JETRONICS FUEL INJECTION
COMPUTER.

REAR STABILIZER BAR.

195/70 HR 14 STEEL
BELTED RADIALS.

10.7 IN. POWER ASSISTED
FRONT DISC BRAKES.



DUAL HYDRAULIC
BRAKING SYSTEM.

STRUT-TYPE FULLY INDEPENDENT
SUSPENSION.

SOHC 6-CYLINDER
2753 cc ENGINE.

SEBRING-TYPE
RACING MIRROR.

POWER ANTENNA.

EASY ACCESS
BATTERY.

RACK AND PINION
STEERING.


L-JETRONICS FUEL INJECTION
COMPUTER.

FRONT STABILIZER BAR.

REAR STABILIZER BAR.

195/70 HR 14 STEEL
BELTED RADIALS.

10.7 IN. POWER ASSISTED
FRONT DISC BRAKES.



M

ost Z-features are included in the sticker price.

A. *Full-Width Hatch.* In both models it opens on a carpeted deck. (Rear seat folds down in 2 + 2.) Flat floor has tie-down straps. (Spare tire is hidden in a well below deck.)

B. *Functional Cockpit.* A place for everything. Everything in its place. Highly visible instruments, handy controls. AM/FM radio. Console, lockable glove box, too.

C. *Flip-Out Rear Window (2 + 2).* Additional air circulation. Excellent rear vision.

D. *Attached Gas Cap.* Chained to prevent loss. Rubber flap protects body.

E. *Steering Column-Control Stalk.* For lights and washer/wipers. Easy access for the driver, without diverting his attention.

F. *4-Speed Stick Shift.* Close ratio. Geared to engine torque and rev range for performance as well as economy.

G. *Underhood Light.* Detachable with 12 ft. cord. For emergencies and routine servicing.

H. *Contoured Grille.* Sculptured, protected air scoop. For radiator and cool air fuel injection intake.

Some Interesting Extras.

I. *Rear Window Louvers and Side Stripes.* These and other options such as ski rack and chrome bumper guards are available at your Datsun dealer.

GAS MILEAGE INFORMATION—DATSUN 280-Z

MODEL	49 STATES MANUAL TRANSMISSION		49 STATES AUTOMATIC TRANSMISSION	
	CITY MPG	HWY MPG	CITY MPG	HWY MPG
280-Z & 280-Z 2+2	16	27	17	22

MODEL	CALIFORNIA MANUAL TRANSMISSION		CALIFORNIA AUTOMATIC TRANSMISSION	
	CITY MPG	HWY MPG	CITY MPG	HWY MPG
280-Z & 280-Z 2+2	17	25	17	22

The figures quoted give an estimated fuel consumption and are the result of E.P.A. dynamometer tests. Depending on driving habits and the condition of your vehicle, your mileage may be more or less. California vehicles differ due to the use of different exhaust emission equipment to meet the more stringent regulations of that State.



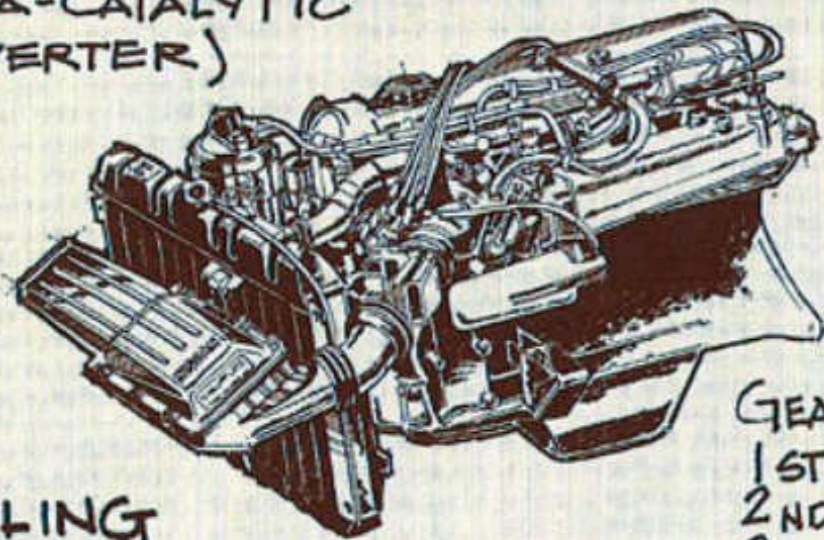
Datsun 280-Z 1975 IMSA GTU Driver's and Manufacturer's Champion.



Almost anything you might want to add is already there.

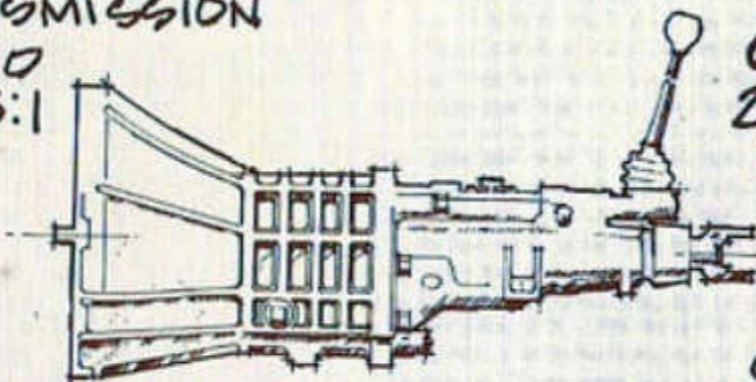
DATSUN 280-Z SPECIFICATIONS

ENGINE 6 CYLINDER, IN-LINE SOHC, WATER-COOLED. BORE AND STROKE 3.39 IN. X 3.11 IN. DISPLACEMENT (2,753cc) 168.0 CU. IN. COMPRESSION RATIO 8.3:1 ELECTRONIC FUEL INJECTION (EFI) (CALIFORNIA-CATALYTIC CONVERTER)

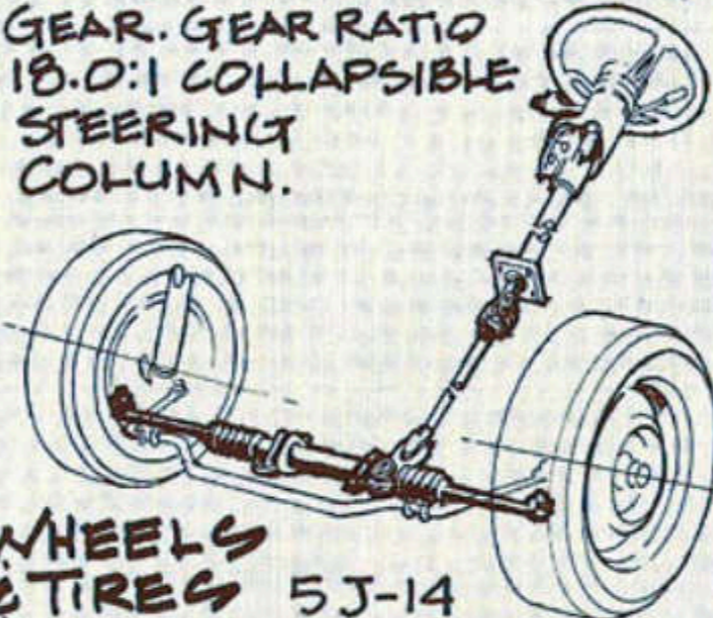


TRANSMISSION MANUAL: ALL-SYNCHROMESH ON FORWARD GEARS. 4 SPEEDS WITH FLOOR SHIFT. AUTOMATIC: FULLY AUTOMATIC 3-SPEED TRANSMISSION WITH TORQUE CONVERTER. 6 POSITION FLOOR SELECTOR.

	MANUAL 4-SPEED	AUTOMATIC 3-SPEED
1ST.....	3.32	2.46
2ND.....	2.08	1.46
3RD.....	1.31	1.0
4TH.....	1.0	--
REV.....	3.38	2.18
FINAL GEAR: HYPOID TYPE.		
MANUAL & AUTOMATIC TRANSMISSION RATIO	3.55:1	

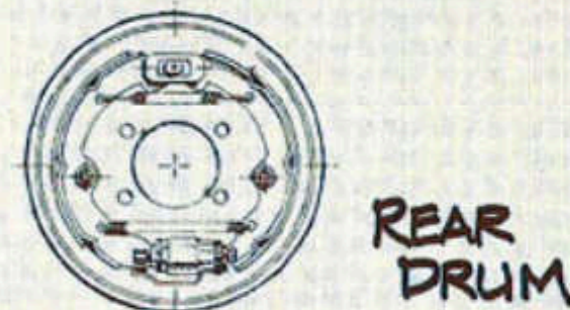
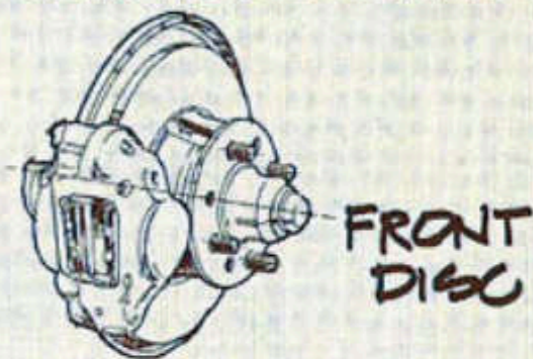


STEERING SAFETY PADDED THREE-SPOKE STEERING WHEEL WITH HORN BUTTON. RACK AND PINION STEERING GEAR. GEAR RATIO 18.0:1 COLLAPSIBLE STEERING COLUMN.



WHEELS & TIRES 5J-14 STEEL DISC WHEELS. 195/70 HR 14 BLACKWALL STEEL BELTED RADIAL TIRES.

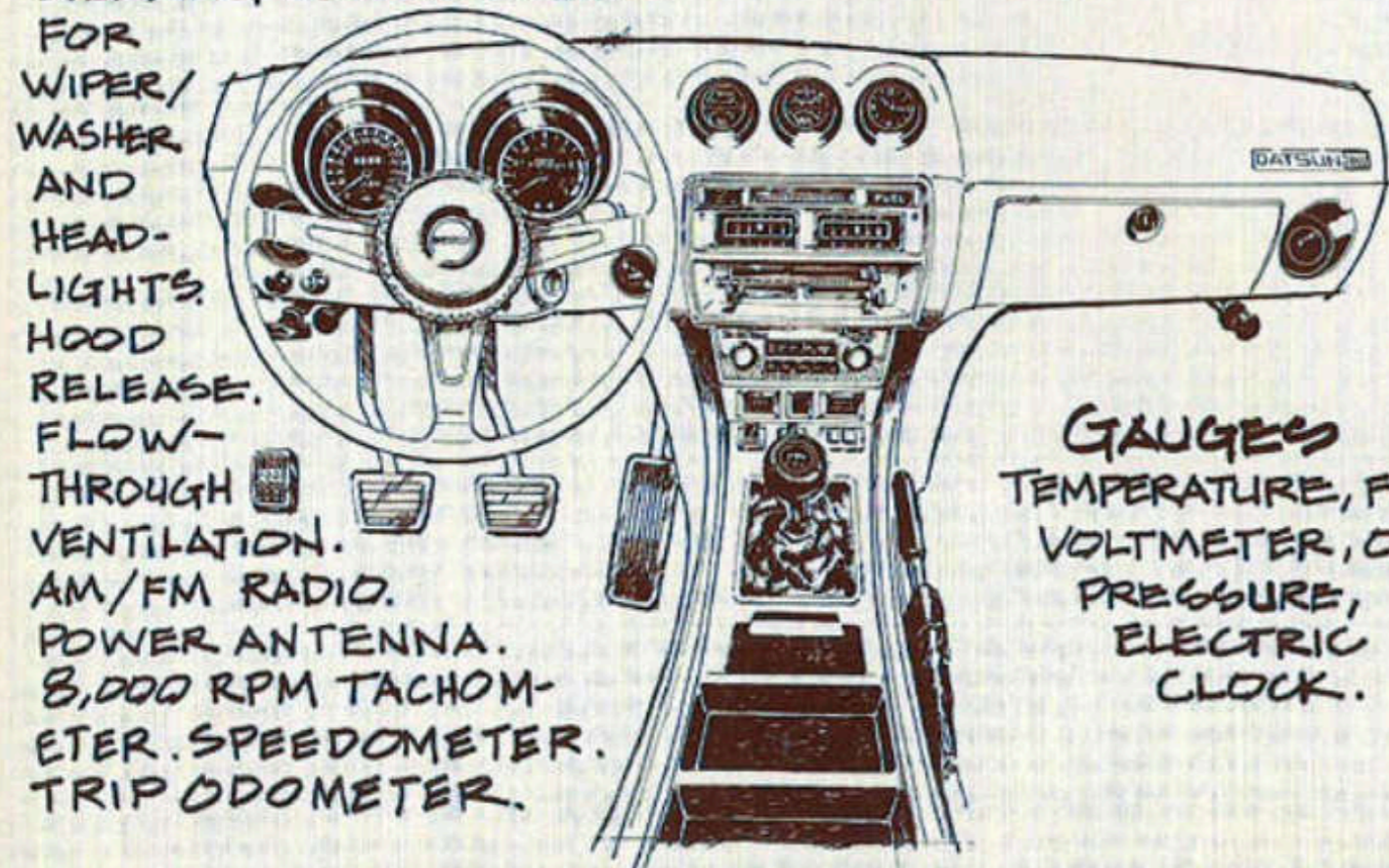
BRAKES POWER ASSISTED, HYDRAULICALLY OPERATED. FRONT: DISC BRAKE 10.7 IN. REAR: 9 IN. DRUM BRAKE. TANDEM MASTER CYLINDER. NISSAN DESIGNED FRONT/REAR PRESSURE PROPORTIONING VALVE. MECHANICAL PARKING BRAKE OPERATES ON REAR WHEELS.



COOLING SYSTEM CAPACITY 11.0 U.S. QUARTS. BELT-DRIVEN DECLUTCHING RADIATOR FAN.

LUBRICATION SYSTEM CAPACITY 4.5 U.S. QUARTS. FULL-FLOW/CARTRIDGE OIL FILTER.

INSTRUMENTS & CONTROLS HEATER/DEFROSTER. STEERING COLUMN STALK FOR



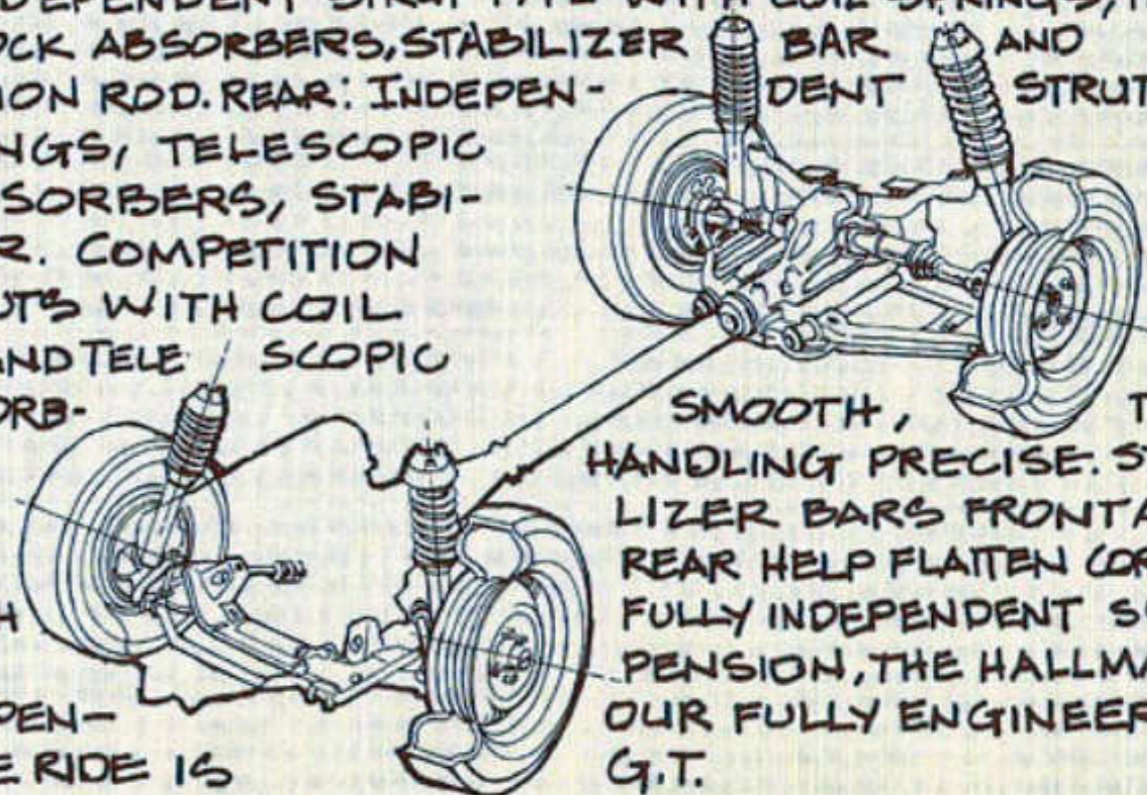
GAUGES TEMPERATURE, FUEL, VOLTMETER, OIL PRESSURE, ELECTRIC CLOCK.

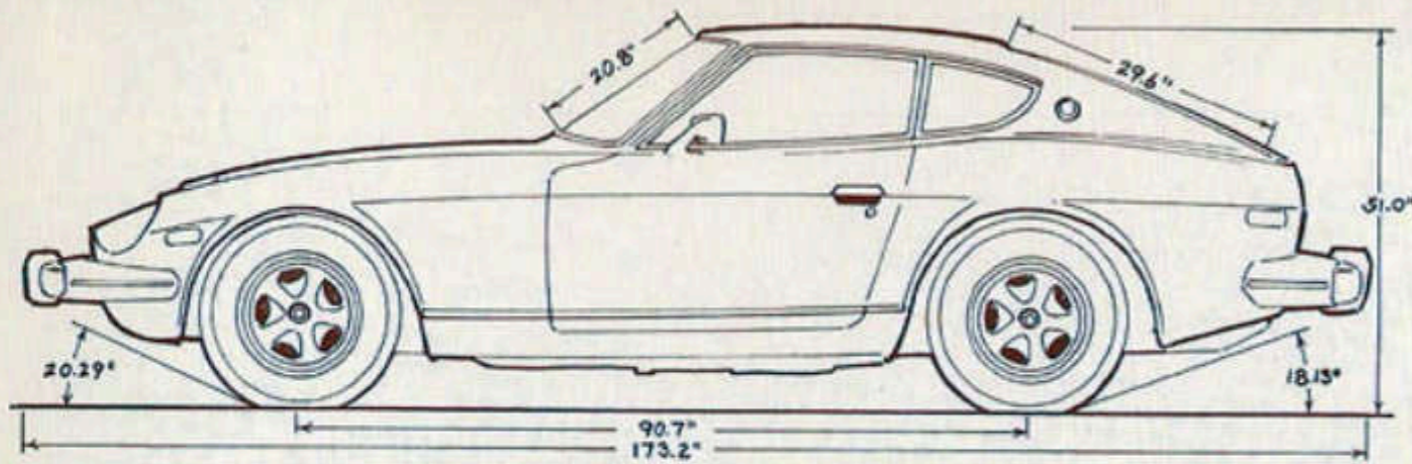
CLUTCH (MANUAL TRANSMISSION) 280-Z - 8.9 IN. DIA. SINGLE DRY PLATE-DIAPHRAGM-HYDRAULIC CONTROL. 280-Z 2+2 - 9.5 IN. DIA. SINGLE DRY PLATE-DIAPHRAGM-HYDRAULIC CONTROL.

ELECTRICAL SYSTEM 12V., 60 AMP/HR. BATTERY, 60 AMP ALTERNATOR. MAGNETIC SHIFT STARTER MOTOR. TRANSISTORIZED IGNITION SYSTEM.

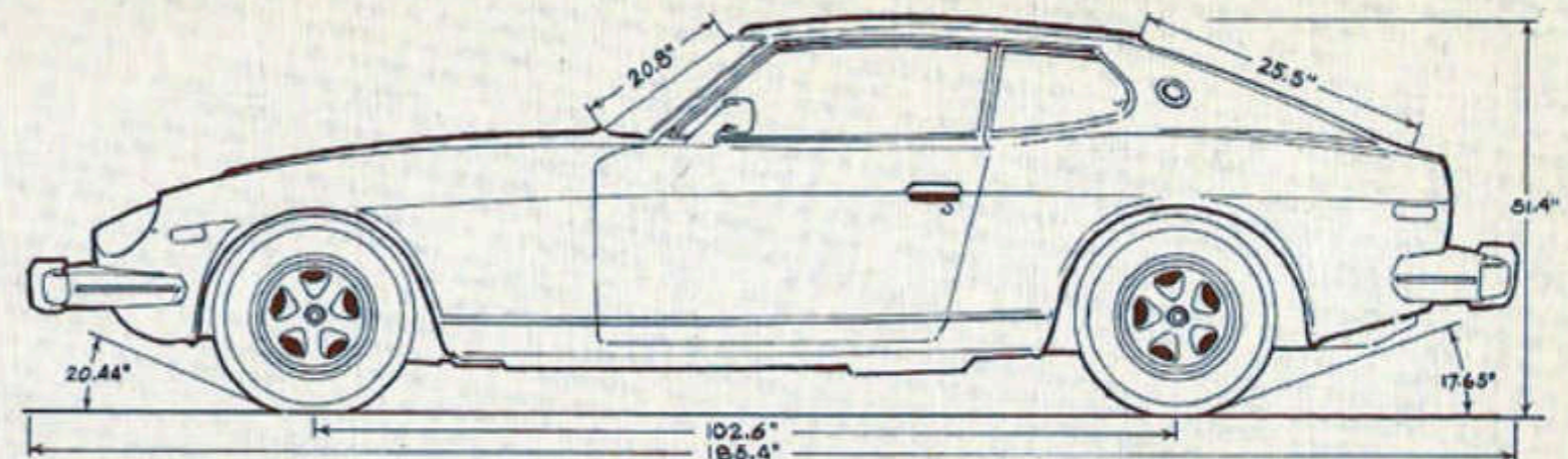
SUSPENSION & AXLE

FRONT: INDEPENDENT STRUT TYPE WITH COIL SPRINGS, TELESCOPIC SHOCK ABSORBERS, STABILIZER BAR AND COMPRESSION ROD. REAR: INDEPENDENT STRUT TYPE. COIL SPRINGS, TELESCOPIC SHOCK ABSORBERS, STABILIZER BAR. COMPETITION TYPE STRUTS WITH COIL SPRINGS AND TELESCOPIC SHOCK ABSORBERS ON ALL FOUR CORNERS ALLOW EACH WHEEL TO REACT INDEPENDENTLY. THE RIDE IS SMOOTH, THE HANDLING PRECISE. STABILIZER BARS FRONT AND REAR HELP FLATTEN CORNERING. FULLY INDEPENDENT SUSPENSION, THE HALLMARK OF OUR FULLY ENGINEERED G.T.



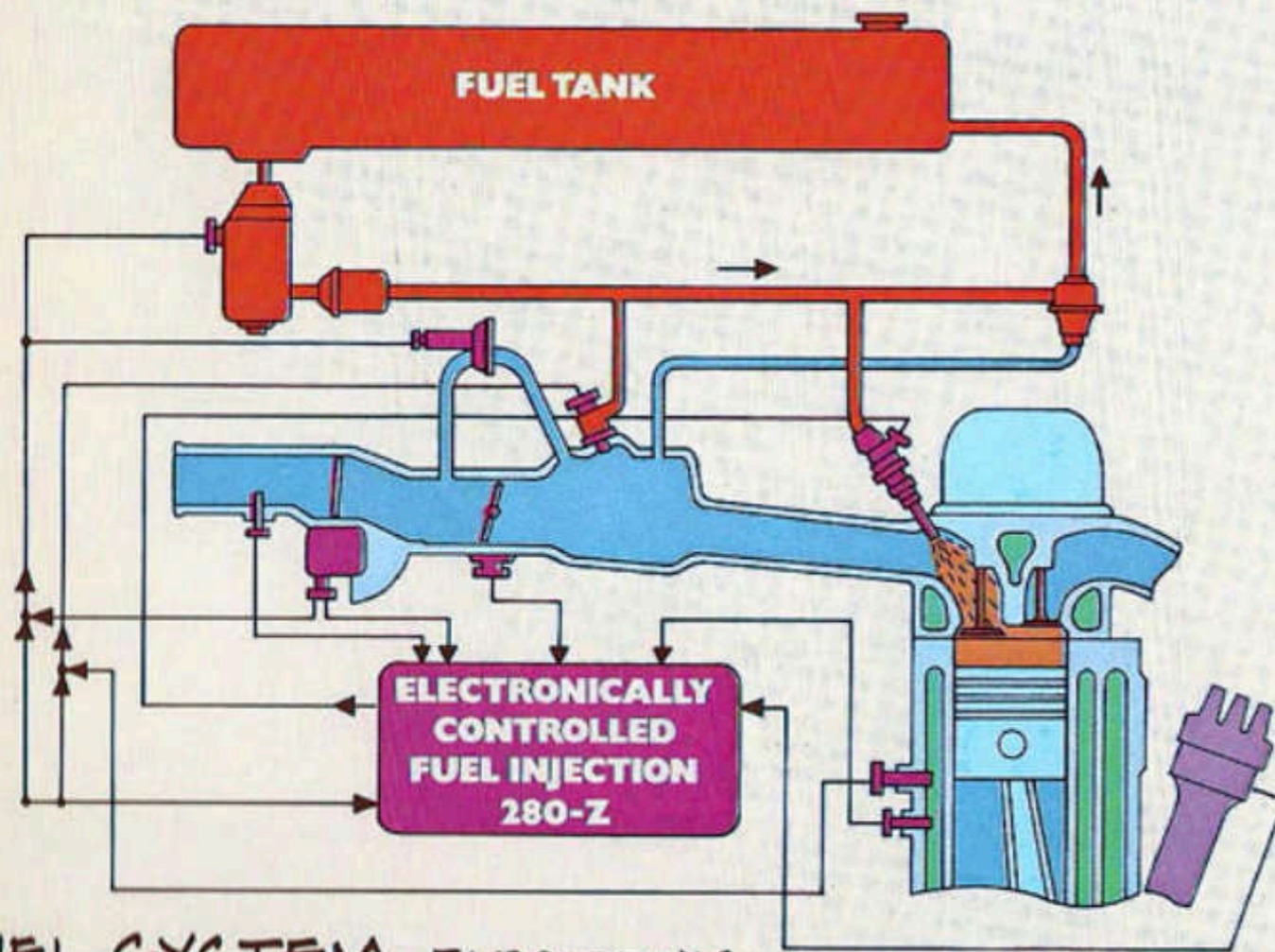


DIMENSIONS & WEIGHT	DATSUN 280-Z	DATSUN 280-Z 2+2
WIDTH	64.2 IN.	65.0 IN.
TREAD, FRONT	53.3 IN.	53.3 IN.
REAR	53.0 IN.	53.0 IN.
MIN. ROAD CLEARANCE	6.1 IN.	6.1 IN.
(CALIFORNIA)	5.9 IN. (CALIFORNIA)	5.9 IN.
MIN. TURNING DIA.	34.8 FT.	36.8 FT.



DIMENSIONS & WEIGHT	DATSUN 280-Z	DATSUN 280-Z 2+2
CURB WEIGHT, 4-SPEED	2,765 LB.*	2,925 LB.*
(CALIFORNIA)	2,783 LB.*	2,943 LB.*
SEATING	2	4
HEADROOM	35.5 IN.	37.5 IN.
LEGROOM	43.0 IN.	43.0 IN.

*INCLUDES AIR CONDITIONING



FUEL SYSTEM ELECTRONIC FUEL INJECTION. ELECTRIC FUEL PUMP. 17.2 GALLON FUEL TANK. THREE-GALLON LOW FUEL WARNING LIGHT. THE L-JETRONICS SYSTEM INJECTS FUEL UNDER 35.5 LBS. PRESSURE INTO THE MANIFOLD ADJACENT TO EACH CYLINDER. ELECTRONIC CONTROLS METER EXACT AMOUNTS OF FUEL FOR ALL DRIVING CONDITIONS. BOOSTS FUEL ECONOMY AND CUTS EMISSIONS. IMPROVES PERFORMANCE.

BODY ALL-STEEL UNIBODY CONSTRUCTION. FULL VINYL UP-HOLSTERY. LAMINATED ANTI-GLARE WINDSHIELD GLASS. TEMPERED ANTI-GLARE REAR WINDOW GLASS WITH ELECTRIC DEFOGGER. TEMPERED ANTI-GLARE GLASS SIDE WINDOWS. REAR HATCH.

STANDARD EQUIPMENT FUEL INJECTED 6 CYLINDER SOHC 2753 CC ENGINE. 4-SPEED ALL-SYNCHROMESH TRANSMISSION. POWER-ASSIST BRAKES, FRONT DISC, REAR DRUM. FULLY INDEPENDENT SUSPENSION. RACK AND PINION STEERING. 195/70 HR 19 STEEL BELTED RADIAL TIRES. RECLINING BUCKET SEATS. AM/FM RADIO. POWER ANTENNA. FLOW-THROUGH VENTILATION. ELECTRIC CLOCK. TRIP ODOMETER. 8,000 RPM TACHOMETER. 3-SPEED ELECTRIC WIPERS/WASHER. CONSOLE TRAY. LOCKABLE GLOVE BOX. INSIDE HOOD RELEASE. FOLD DOWN REAR SEAT (2+2). DUAL GAS SPRING STRUT SUPPORTING FULL-WIDTH HATCH. MAP LIGHT. UNDERHOOD LIGHT. HEATER/DEFROSTER.

SAFETY FEATURES FLOW-THROUGH FRESH AIR HEATING AND DEFROSTING SYSTEM. PARKING BRAKE AND BRAKE SYSTEM WARNING LIGHT. SAFETY GLASS. SAFETY DOOR LATCHES.

OPTIONAL EQUIPMENT FULLY AUTOMATIC 3-SPEED TRANSMISSION. FACTORY AIR CONDITIONING OR FACTORY APPROVED AIR CONDITIONING INSTALLED BY DEALER. CHROME FRONT BUMPER GUARD. ROOF RACK. SIDE STRIPES. REAR WINDOW LOUVER. ASK YOUR DEALER FOR FULL LIST OF ALL OPTIONS. PRICES AND SPECIFICATIONS SUBJECT TO CHANGE WITHOUT NOTICE. RECOMMENDED MAINTENANCE INTERVALS EVERY 6 MONTHS OR 6,250 MILES.

Datsun 280Z

