

600



**T**he technical precision of the 1987 Dodge 600 SE will convince you that this midsize sedan can only be the product of creative engineering. A high value that commands the respect of the competition and the appreciation of owners.

Precise engineering manifests itself in ways such as ease of handling, quiet ride, dependability, and superb ergonomic comfort. The result: Dodge 600 elevates travel from the mundane to the realm of an enjoyable diversion.

**H**ere's the affordable luxury sedan. For those who appreciate quality in concept and execution. Those who believe form and function are inseparable.



The 1987 Dodge 600 is an affordable family sedan with a touch of luxury. It's for those who will settle for nothing less than high value.

Feel its pulse. Turn the key, and start up the proven 2.2-liter engine with electronic fuel injection. You get power *and* efficiency: 23 estimated city mpg, 26 estimated highway mpg. If you're looking for more performance, the available 2.2-liter multipoint EFI turbocharged engine with Garrett AiResearch booster will produce 146 horsepower at 5,200 rpm.

There's room for six. Efficient front drive. Three-speed TorqueFlite transaxle. Rack-and-pinion power-assisted steering. A corrosion-resistant exhaust system. And a dual braking system, split diagonally with power-assisted front disc and rear drum brakes. And Dodge 600 is quality backed by the 5/50 Limited Warranty.\*

1987 Dodge 600, shown at left in Light Rosewood Mist Pearl Coat.

\*See back cover for details.

Some of the equipment shown or described throughout this catalog is available at extra cost.

*About this catalog. Since the time of printing, some of the information you'll find in this catalog may have been updated. Ask your dealer for details.*

**D**odge 600 is stunning. Inside and out. Spirited, for the serious touring driver. Practical, for the family. The real surprise? The price. No car this good should be so affordable.





Dodge 600 creates an inner sensation by proving that refinement and excitement *should* live side by side.

Elegant six-passenger comfort and an aura of quality prevail throughout. The 50/50 cloth seat is standard on Dodge 600 SE, and shown at left in Twilight Blue cloth. It's quiet testimony to superior breeding. Dual folding center armrests and dual reclining seatbacks clearly tell you that Dodge pays attention to ergonomic detail.

You're sure of it as soon as you lay your hands on the luxury two-spoke steering wheel and gaze attentively at the cluster of electro-mechanical instruments in a sporty panel with dark woodtone treatment.

Door trim panels finished in richly textured cloth and carpet hint at the inner reserves of Dodge quality. All-around tinted glass shields your eyes from harsh sunlight. Deep pile floor carpeting cushions your feet. And within Dodge 600 SE, standard AM stereo\*/FM stereo enfolds you with vibrant sound.

Ride and refinement. You get a feel for both within 1987 Dodge 600.

\*Some AM stereo broadcasting may not be compatible with this radio.



**V**alue judgment: The worth of 1987 Dodge 600 far exceeds its price. Call it a gift of superb engineering. Call it the normal return on investment for a Dodge product. Or call it a luxury. That's what it is.



Here's a car for drivers who demand a renaissance in design and technology. For those who desire to open a whole new world of awe-inspiring performance.

The 1987 Dodge 600 SE. Witness the brilliance of this contemporary four-door sedan. You can be proud of its distinctively soft lines and its aerodynamically molded and efficient form.

Quick acceleration is standard with the tried-and-true 2.2-liter powerhouse. It's even quicker with the available 2.5-liter EFI balance-shaft engine. Either way, your performance is balanced by handling that's predictably precise. Braking that is strong and true. Steering that is responsibly accurate. And its boulevard ride suspension is taut yet pleasantly supple.

We take credit for the Dodge 600's distinguished styling and balanced performance. All it takes is you to bring it to life.

1987 Dodge 600 SE, shown in Twilight Blue Pearl Coat with Twilight Blue cloth interior.

**C**omfort and convenience as it stands, measured in part by its optional equipment.

Crisp lines attract your eye. So does the protective brilliance of the Clear Coat finish. But what captures your heart is the value of 1987 Dodge 600. And the Dodge 600 SE, shown at right in Dark Cordovan Pearl Coat. Value that grows with the addition of these selected options.

**POWER WINDOWS.**



Up and down, lock. Controls built into door armrest. (Available in Power Convenience Discount Package only.)

**DUAL POWER REMOTE MIRRORS.**

A factor in convenience and safety.

**LIGHTED VANITY MIRRORS.** Built into both visors, twin lights feature intensity adjustment.

**TILT STEERING COLUMN.** Six-position adjustment, for comfortable driving angle. (Available in Deluxe Convenience Package or Popular Equipment Discount Package only. Base 600 requires both packages.)





**PREMIUM AM STEREO/FM STEREO RADIO.**

With electronic tuning, seek-and-scan, and Dynamic Noise Reduction.<sup>†</sup> Also cassette tape player with automatic reverse and six-speaker system. Integral digital clock.

**AIR CONDITIONING.\***

Cool down fast with bi-level ventilation, four adjustable air outlets, and four-speed blower.

**2.5-LITER EFI ENGINE.**

Produces high torque at low revolutions for efficient performance. Has fast-burn cylinder head and low-pressure single-point EFI. Runs smoothly and quietly due to system of counter-rotating balance shafts that offset natural motions induced by pistons and connecting rods.



**ROAD WHEELS.**

Fourteen-inch cast aluminum wheels. A very stylish addition that will command even more respect.

\*There are special engine cooling requirements for field-installed air conditioning. Failure to follow these requirements may invalidate warranty. See your dealer for details.

†Some AM stereo broadcasting may not be compatible with this radio.

†Dynamic Noise Reduction is a trademark of National Semiconductor Corporation.



## STANDARD AND OPTIONAL EQUIPMENT

Dodge 600 SE		
Dodge 600		
Air Conditioning <sup>1</sup> - Bi-level ventilation	E	E
Alternator - 90-ampere	S	S
Battery - 400-amp maintenance-free	S	S
Battery - 500-amp maintenance-free	P	P
Brakes - Vented discs front, drums rear; power-assisted	S	S
Bumper Guards - Front and rear	P	P
Bumpers - Energy-absorbing; soft fascia and protective rub strips	S	S
Carpeting - Passenger compartment, trunk floor	S	S
Chimes - Headlights on, key in ignition, seat belt warning	S	S
Clock - Electronic digital (integral with all radios)	S	S
Corrosion Protection - Urethane protective coating on lower body panels; extensive use of galvanized steel	S	S
Deck Lid Release - Remote	NA	S <sup>2</sup>
Defroster - Rear window; electric	P	P
Exhaust System - Stainless steel	S	S
Fuel Filler Door - Remote release	S	S
Glass - Tinted; all windows	S	S
Headlights - Halogen; quad	S	S
Heater and Defroster - With bi-level ventilation	S	S
Hood - Counterbalanced	S	S
Hood Release - Inside	S	S
Instrument Panel - Electromechanical cluster; with gauges for engine coolant temperature, fuel level, and voltage; trip odometer	S	S
Insulation: Hood pad; body sound	S	S
Lights - Ash receiver, glove box, ignition switch with time delay, trunk, and underhood	P	S <sup>2</sup>
Lights - Convenience light bar; includes reminder lights for door ajar, low fuel, low windshield washer fluid, trunk ajar	P	S
Lights - Cornering	NA	S
Lights - Dome/reading	P	S
Lights - Door; courtesy	S	S
Mats - Front and rear floor accessory; color-keyed, carpeted	P	P
Mirror - Interior rearview; day/night	S	S
Mirrors - Exterior left; remote; right; manual	P	S
Mirrors - Exterior left and right; manual	S	NA
Mirrors - Exterior left and right; remote; power	E	E
Mirrors - Interior left and right; illuminated visor vanity	E	E
Moldings - Bodyside protective; color-keyed	P	P
Multifunction Control Lever, Steering Column-Mounted - Includes switches for turn signals with lane-change feature, headlight dimmer and day/night flash/pass feature (includes controls for optional electronic speed control), windshield wiper/washer	S	S
Radio - AM; electronic tuning	S	NA
Radio - AM stereo <sup>3</sup> /FM stereo; electronic tuning, four speakers	P	S

Dodge 600 SE		
Dodge 600		
Radio - AM stereo <sup>3</sup> /FM stereo, premium; electronic tuning; seek-and-scan; Dynamic Noise Reduction <sup>4</sup> ; cassette tape player with automatic reverse; six-speaker sound; integral digital clock	E	E
Seat - Left 50/50; power	NA	E
Steering - Rack-and-pinion; power-assisted	S	S
Steering Wheel - Luxury two-spoke	S	S
Stripes - Bodyside; upper bodyside accent	S	S
Suspension - Front: dual-path Iso-Struts with linkless antisway bar; rear: beam axle with trailing arm, coil springs and shock absorbers	S	S
Suspension - Sport handling; includes larger diameter front and rear anti-sway bars, higher control front struts and rear shocks, and firm-feel quick-ratio power-assisted steering	E	E
Tire - Spare; compact high-pressure, limited service	S	S
Tire - Spare; conventional	E	E
Tires - P185/70R14 steel-belted radial white sidewall	S	S
Transaxle - Automatic; Torqueflite three-speed	S	S
Trunk Dress-Up	E	E
Undercoating	P	P
Wheel Covers - Deluxe (four)	S	S
Wheel Covers - Wire, with locks; 14-inch (four)	E	E
Wheels - Cast aluminum; 14-inch (four)	E	E
Wipers - Deluxe; with intermittent feature	P	S

S-Standard P-Package E-Extra cost NA-Not available

<sup>1</sup>There are special engine cooling requirements for field-installed air conditioning. Failure to follow these requirements may invalidate warranty. See your dealer for details.

<sup>2</sup>Cable-operated on 600 SE (release lockout is located in trunk)

<sup>3</sup>Underhood light not available on 600 SE.

<sup>4</sup>Some AM stereo broadcasting may not be compatible with this radio.

<sup>5</sup>Dynamic Noise Reduction is a trademark of National Semiconductor Corporation.

### OPTIONAL PACKAGES

Certain models, packages, and options are subject to specific restrictions, requirements, or late availability. See your dealer for the latest ordering information.

#### REAR DEFROSTER PACKAGE

- 500-amp maintenance-free battery\*
- Electric rear window defroster\*\*

\*Available in package only.

\*\*Required on all passenger vehicles registered in New York state.

#### DELUXE CONVENIENCE PACKAGE

(Popular Equipment Discount Package required on base 600)

- Electronic speed control\* • Tilt steering column\*

\*Available in package only.

#### POWER CONVENIENCE DISCOUNT PACKAGE

- Power door locks\* • Power windows\*

\*Available in package only.

#### PROTECTION PACKAGE

- Bodyside protective moldings (color-keyed)\* • Form-fitted floor mats, front and rear\* • Front and rear bumper guards (color-keyed)\* • Undercoating\*

\*Available in package only.

LIGHT PACKAGE (Base model only; standard on 600 SE except underhood light, which is not available on this model)

- Ash receiver\* • Cigar lighter\*
- Convenience light bar (with warning lights for door ajar, low fuel, low windshield washer fluid, trunk ajar)\* • Dome reading\*
- Glove box\* • Ignition switch with time delay\* • Trunk\* • Underhood\*

\*Available in package only.

#### POPULAR EQUIPMENT DISCOUNT PACKAGE

- AM stereo<sup>3</sup>/FM stereo electronically tuned radio with digital clock (may be upgraded)<sup>15</sup>
- Bi-level air conditioning • Deluxe Convenience Package (included with 600 SE only) • Deluxe intermittent wipers<sup>15</sup> • Mirrors, left remote, right manual; black, aerostyle<sup>15</sup>
- Rear Defroster Package

<sup>15</sup>Some AM stereo broadcasting may not be compatible with this radio.

<sup>16</sup>Standard on 600 SE.

<sup>17</sup>Available in package only.

### STANDARD SAFETY FEATURES

- Antitheft ignition and steering column lock
- Antitheft labeling on fourteen major components • Backup lights • Brake fluid pressure loss warning light (also serves as indicator when parking brake is applied)
- Combination lap-shoulder belts for the driver and right front passenger; lap belts for all other passengers • Double ball-joint rearview mirror mount • Dual braking system with separate brake fluid reservoirs in the master cylinder • Dual throttle return springs • Electric windshield washers and wipers • Electronic ignition • Energy-absorbing front seatbacks • Energy-absorbing sun visors • Fade-resistant front ventilated disc brakes • Front seat head restraints
- Glare-reduction measures for instrument panel, steering wheel and windshield wipers
- Hazard warning flasher system • Headlight and wiper circuit breakers with automatic reset • Impact-actuated fuel supply shutdown relay • Inside and outside rearview mirrors
- Interlocking door locks • Key left in ignition warning • Nonoverride door locks (except driver's door) • Recessed inside door release handles • Reinforced windshield header and roof • Resilient window crank knobs • Rotary glove box latch • Safety glass • Safety-Rim wheels • Seat belt reminder system • Side door beams • Side marker lights and/or reflectors • Supplemental center high-mounted stoplight • Turn signals with lane-change feature

### DIMENSIONS, WEIGHT AND CAPACITY

Length (in.)	185.1
Width (in.)	68.0
Height (in.)	53.1
Wheelbase (in.)	103.3
Turning Diameter (ft)	36.2
Curb Weight (lb, estimated)	2,601 <sup>1</sup>
Cargo Capacity (cu ft)	17.1
Passenger Capacity	6
Fuel Capacity (gal)	14.0

<sup>1</sup>600 SE, 2,610 pounds.



## EXTERIOR COLORS

Due to printing limitations, the colors shown will vary slightly from actual hues. See your Dodge dealer for accurate color chips.




Ice Blue



Radiant Silver




White




Dark Cordovan Pearl Coat




Golden Bronze Pearl Coat



Light Cream



Light Rosewood Mist Pearl Coat\*



Twilight Blue Pearl Coat\*



Charcoal Pearl Coat \*Extra cost

Clear Coat finish is standard on every 1987 passenger car built by Chrysler Motors.

DODGE 600 ENGINES AND TRANSAXLES <sup>1</sup>							
TYPE	DISPLACEMENT	BORE & STROKE	COMPRESSION RATIO	HORSEPOWER		TORQUE	TRANSAXLE AVAILABILITY
				SAE NET	@ RPM		
4-cylinder OHC EFI: standard all models	2.2-liter (135 CID)	3.44" x 3.62"	9.5 to 1	97 hp @ 5,200 rpm	122 lb-ft @ 3,200 rpm	3-speed automatic (3.02 OTGR): standard	
4-cylinder OHC turbocharged EFI: optional all models	2.2-liter (135 CID) <sup>2,3</sup>	3.44" x 3.62"	8.1 to 1	146 hp @ 5,200 rpm	170 lb-ft @ 3,600 rpm	3-speed automatic (3.02 OTGR): standard	
4-cylinder OHC EFI: optional all models	2.5-liter (153 CID)	3.44" x 4.09"	9.0 to 1	100 hp @ 4,800 rpm	133 lb-ft @ 2,800 rpm	3-speed automatic (3.02 OTGR): standard	

OTGR—Overall top gear ratio

<sup>1</sup>Emissions controls required at extra cost on all vehicles registered in California; not available otherwise.

<sup>2</sup>Premium unleaded fuel recommended. Trailer towing is not recommended, and such use may invalidate warranty.

<sup>3</sup>Turbo engine includes Chrysler/Bench multipoint electronic fuel injection, engine dress-up, equal-length drive shafts, and turbo identification.

Standard on Dodge 600. Cloth with vinyl trim split-back bench seat, folding center armrest and adjustable head restraints. Available in Twilight Blue, Cordovan, Silver, Almond.



Standard on Dodge 600 SE. Cloth with vinyl trim 50/50 individually adjustable seats, adjustable head restraints, dual folding center armrests and dual reclining seatbacks. Available in Twilight Blue, Cordovan, Silver, Almond.



## CONSIDER LEASING

Many of today's new car prospects are wisely considering leasing as an alternative to buying. Leasing a new Dodge 600 usually involves a small security deposit and a first month's lease payment. Monthly payments are usually less than financing a new car purchase. Ask your dealer for details.



MOPAR parts are engineered by Chrysler Motors for use in your new Dodge 600. When replacement is necessary, be sure to specify MOPAR parts. Used by professional mechanics all over the world.

All product illustrations and specifications are based on authorized information. Although drawings are believed correct at publication approval, accuracy cannot be guaranteed. Chrysler Motors reserves the right to make changes from time to time, without notice or obligation, in price, specifications, colors and materials, and to change or discontinue models. See your dealer for the latest information.

*For more than sixty years Dodge cars and trucks have been an integral part of the automotive industry. During this time Dodge has maintained a tradition of design and engineering achievements that have been nothing short of historic. Along with this rich heritage, Dodge has revolutionized its products over the last three years in virtually every aspect of design, engineering, performance, manufacturing, servicing, and warranty protection.*

*Enormous resources, human and financial, have been channeled into breakthrough accomplishments. This commitment has often required shattering old ideas, establishing new standards, and daring to be different. Our aim has been one of constantly striving to be the best.*

*Dodge's total dedication to quality products and the confidence to stand behind them with an unprecedented five-year/50,000-mile limited warranty are the purest examples of our vision fulfilled. But our commitment to be the best can only be as successful as its final effect on you, the consumer. You must be completely satisfied with our products, our attitude, our services.*

*This is our ultimate goal.*

#### 5/50 LIMITED WARRANTY

Upon expiration of the basic 12-month or 12,000-mile new vehicle limited warranty, limited warranty coverage is extended on power train components to five years or 50,000 miles (two years or 24,000 miles for fleet and lease vehicles), plus outer panel rust-through protection of five years or 50,000 miles. A deductible may be required. Export vehicles excluded. See copy at your dealer.

#### OPTIONAL SERVICE CONTRACT

Chrysler Service Contracts provide you with additional peace of mind protection for your new vehicle. Coverage starts on the specified major components after your vehicle's basic 12-month or 12,000-mile limited warranty expires and continues for five years or 50,000 miles from the original warranty start date. A deductible applies. Allowances for car rental and towing are also included. See copy at your dealer.

Buckle up for safety.



**Setting new standards of performance.**