



DODGE

1 9 9 3 F A M I L Y



SPIRIT
SHADOW
DYNASTY
COLT





FROM OUR FAMILY TO YOURS — DODGE SENDS ITS BEST

At Dodge, our automotive philosophy is remarkably simple: give buyers what they want. And give them more of it for less money. This book will help you select the new 1993 Dodge family car that is exactly right for you. And it will give you a good indication of how well we've done our engineering homework. You'll find that the new 1993 Dodge vehicles are an artful blend of quality, performance, comfort and above all, safety.

Dodge's dedication to safety started an industry trend, with a commitment to include a driver-side air bag built into every Dodge passenger car made in North America (except Viper R/T 10). Yet, because we're ever mindful of value, we have also added new Customer-PreferredSM option packages, which offer our most popular options at significant savings.

For 1993 and beyond, Dodge will continue its innovative leadership by utilizing the new Chrysler Technology Center (CTC). The CTC is a new home for a new way of making cars. Unique in all the world, the CTC houses and unites automotive designers, builders and testers into cohesive high-tech teams whose single purpose is to build great cars and trucks. The ultimate Dodge advantage: better quality products brought to you more quickly and at lower cost.

Some of the equipment shown or described throughout this catalog is available at extra cost.

Savings on option packages and no-charge air conditioning based on cost of package items if purchased separately.

About this catalog. Since the time of printing, some of the information you'll find in this catalog may have been updated. Ask your dealer for details.

Dodge Spirit

Page 6

The one to order if you want the most room, including six-passenger seating, and value in its four-door class. Newly styled, front and rear. Flexible fuel models available in limited quantity in California after January 1, 1993.



Dodge Shadow

Page 14

Available in two-door coupe, four-door sedan and convertible models. Driver-side air bag standard. Now available with V6 power. For added security, optional ABS.



Dodge Dynasty

Page 24

Traditional four-door luxury at a sensible price. Seats six in comfort with more rear seat leg room than any other car in its class. Choice of two powerful V6 engines.



Dodge Colt

Page 32

Totally new two and four-door Colt and Colt GL models offer sporty appearance inside and out. Efficient fuel economy with 1.5-liter 12-valve engine and new 1.8-liter 16-valve engine.



We put the subject of safety first and foremost because we believe it should be a major consideration in any new car purchase. Sometimes Dodge safety features are obvious, such as air bags and three-point seat belts. Sometimes safety features are a lot more subtle — such as the quick and sure responsiveness of drive trains, brakes, suspensions and steering systems.

Among other things, you'll find that the cars in this catalog offer the directional stability and exceptional traction of front-wheel drive that "pulls" you safely through snow-covered or slick surfaces.

Serious drivers know that driving "defensively" can help avoid accidents. To keep you in complete control, Dodge offers sure, dependable braking, including an optional four-wheel antilock brake system (ABS). ABS adjusts hydraulic pressure up to 15 times per second to the wheels that need braking the most. This allows the driver to maintain steering control and helps reduce skidding on slippery surfaces or during severe braking on dry pavement.



And rest assured that every aspect of every Dodge automotive component is tested, refined, and tested again to ensure its integrity. We test the crashworthiness of our interiors in an extensive range of impacts with computer sim-

ulation, called Finite Element Analysis, to attain optimum passenger safety.

We even test the entire vehicle in high fields of radio frequency energy to guarantee that key safety features, such as the air bag and ABS systems, are immune to surrounding electrical interference.

Dodge's state-of-the-art suspension systems are also tested on a computer-operated road surface simulator to minimize noise, vibration, and harsh ride characteristics. We could go on and on detailing how extensive our testing of every car component is...but you get the idea. These are some of the most important safety advantages Dodge offers every serious driver.

Advantages you'll learn more about as you go through this catalog. And advantages you'll experience for yourself when you test-drive the Dodge family car of your choice.



Pillar-mounted Unibelt three-point restraints lock up instantly during severe braking or in a collision, providing outboard passengers with the enhanced benefit of a shoulder restraint.

Driver Safety

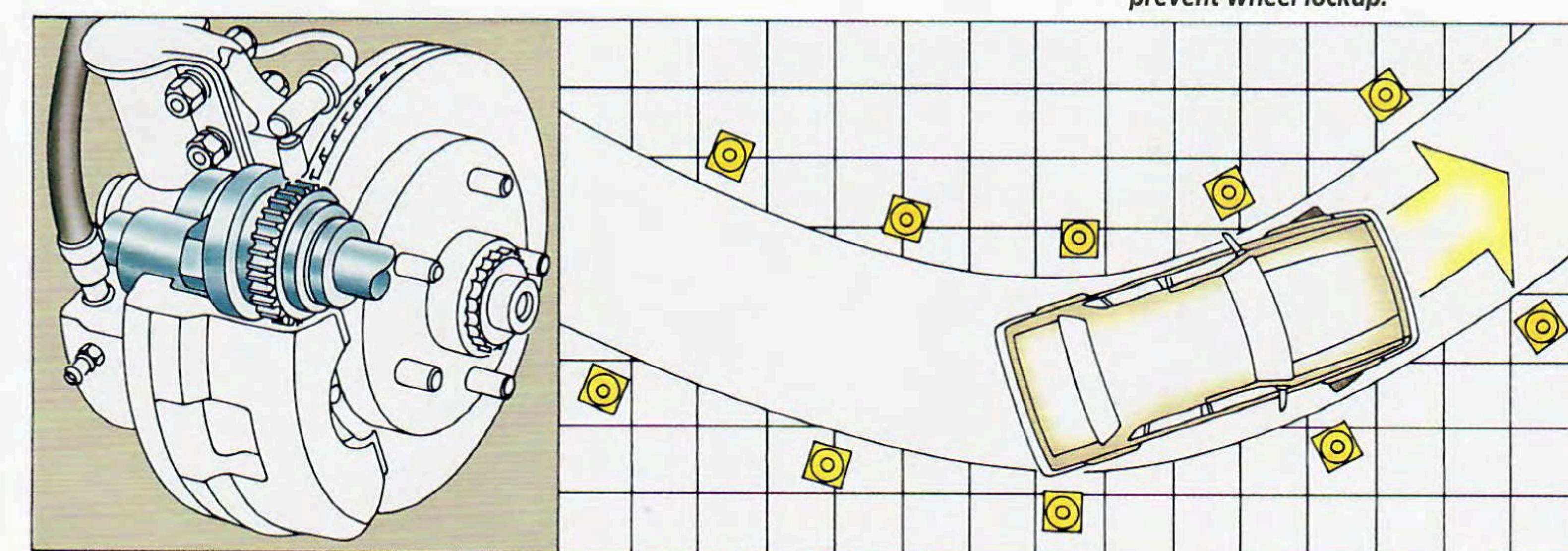
Dodge puts a driver-side air bag on every volume production passenger car it builds in North America (except Viper RT/10). Gold-plated, corrosion-resistant impact sensors in the vehicle's front end are used for greater conductivity and dependability. When used in conjunction with lap and shoulder restraints, air bags provide a highly effective system for preventing serious injury. Many letters of "thanks" attest to this fact. The stop-motion shots above show that the time elapsed from the moment of impact

to the triggering of the air bag inflation canister, and deflation of the bag—is less than one second!


Other noteworthy safety features include the added visibility of available power heated outside mirrors, rear

window defogger and tinted glass on most models. If you want to learn more about Dodge automotive safety, visit your nearby Dodge dealer.

Dodge's optional antilock braking system helps the driver maintain maximum deceleration control by electronically "pumping" the brakes to prevent wheel lockup.



DODGE SPIRIT



Spirit shown in Metallic Red Clear Coat.

"...enhancements to Spirit ES help spruce it up and lend it a sportier, youthful image."

— Motor Trend

If you are sold on Spirit's exceptional room and value, but want a few more comfort, convenience and appearance virtues, we suggest you check out the Spirit ES with its front bucket seats with driver-side lumbar support adjustments, folding center armrest and reclining front seatbacks. It provides all of Spirit's outstanding safety, handling and comfort characteristics, plus new front-to-rear styling, and full-wrap rear fascia with ground effects. Handsome Eurocast aluminum wheels are also standard.

Want more? Add the available performance of Dodge's 3.0-liter SOHC multipoint, fuel-injected V6 engine.* It delivers an

impressive 141 horsepower at 5,000 rpm and 171 pound-feet of torque at 2,400 rpm.

Flexible Fuel Engine†


Again in 1993, Dodge leads the way in state-of-the-art



engineering by offering a new flexible fuel engine, available only on the base Spirit. Flexible Fuel Vehicles operate on any fuel tank mixture of gasoline and up to 85-percent methanol, with no noticeable difference in performance, driveability or reliability. Methanol burns almost 60-percent cleaner than gasoline. Dodge offers these environment-friendly vehicles at no additional cost to you.

* Built by Mitsubishi Motors Corporation.

† Available only in California after January 1, 1993.



The Dodge Spirit ES (shown above in Bright White Clear Coat) has been restyled from front to rear, inside and out, for your driving pleasure.

The 3.0-liter SOHC multipoint fuel-injected engine* is available on both Spirit and Spirit ES models.



SPIRIT SPIRITED

"Spirit ES' persona is backed up by surprisingly capable performance in both our empirical tests and highway driving...its balanced chassis offers predictable transient response, precise tracking and a confidence-inspiring level of controllability."

— Motor Trend

Spirit offers serious drivers this kind of controllability thanks to the excellent traction properties of front-wheel drive, which is enhanced by power-assisted 16-to-1 fast ratio rack-and-pinion steering for a precision feel of the road.

And Spirit offers controlled stopping, too. Power-assisted front disc, and self-adjusting rear drum brakes are standard on Spirit and Spirit ES. Both offer optional power-assisted four-wheel discs with an antilock brake system (ABS).

Spirit. Accommodating.

In addition to driving performance, we believe that a family car should also be comfortable and roomy, with built-in

value, state-of-the-art engineering, and maximum safety.

And the freshly styled 1993 Spirit is all of that plus the safety of a driver-side air bag... still unavailable on some competitive cars. Other safety features include Unibelt three-point shoulder/lap restraints for all window seat passengers and child-protection rear door locks on four-door models.

Comfort.

Spirit offers a new front 50/50 bench seat with fold-down armrest and optional split rear bench seating for increased cargo and trunk access. It also offers a wide variety of personal conveniences and options. Power windows and door locks. Air conditioning, electronic speed control and much more are available at big savings in our new Customer-PreferredSM option packages.

Spirit for 1993—at a price that is among the lowest of any six-passenger car in America.



Spirit interior (shown above) with 50/50 split fold-down front bench seat with center armrest shown in Champagne.



Spirit instrument panel (shown right) with reader-friendly electromechanical instrumentation that offers quieter operation, more accurate readings and elimination of "needle jump."



Spirit ES



Spirit



SPIRIT FEATURES & SPECIFICATIONS

SELECTED STANDARD AND OPTIONAL EQUIPMENT

Chassis Features	Spirit ES	
	Spirit	ES
Alternator—90-ampere	S	S
Battery—Heavy-duty maintenance-free with integral test indicator	S	S
Brakes—Power-assisted, dual-diagonal, front disc, self-adjusting rear drum	S	S
Electronic Ignition, Voltage Regulator and Fuel Injection	S	S
Front-Wheel Drive	S	S
Fuel Tank—16 gallons	S	S
Horn—Dual-note	S	S
Steering—Power-assisted, rack-and-pinion, fast-ratio (16:1), precision-feel	S	S
Suspension		
—Front: high-control, gas-charged, position-sensitive struts and solid antisway bar; Rear: beam axle with trailing arms, high-control gas-charged shock absorbers, and tubular antisway bar	S	
—Sport handling: same as firm handling suspension except with unique spring shock and strut tuning		S

Exterior Features	Spirit ES	
	Spirit	ES
Antenna—Stainless steel, damage-resistant	S	S
Bumpers—Energy-absorbing, color-keyed with protective rub strips	S	S
Fog Lights—Integral in front fascia		S
Fuel Filler Cap—Tethered	S	S
Headlights, Halogen—Aerostyle (2)	S	S
Hood—Counterbalanced	S	S
Lights—Underhood	P	S
Mirrors—Outside dual remote control, black	S	S
Moldings		
—Bodyside, narrow with bright accent	S	
—Bumper protective rub strip extensions, body-color	S	S
—Bodyside, medium width, body-color with bright insert		S
—Sill, front and rear fascia ground effects, body-color		S
Stripes, Paint		
—Bodyside, two-color	S	
—Bodyside and deck lid, two-color		S
Tires		
—P185/70R14 steel-belted radial, all-season, touring tread design, black sidewall, low rolling resistance (set of four)	S	
—P205/60R15 steel-belted radial, all-season, performance tread design, black sidewall, low rolling resistance (set of four) ¹		S
Urethane Protective Coating—Lower body	S	S
Wheels and Wheel Covers		
—14" "Centrifuge" wheel covers (set of four)	S	
—15" cast aluminum road wheels (set of four) ²		S
Windshield Wipers—Deluxe with variable intermittent wipe feature	S	S

Interior Features	Spirit ES	
	Spirit	ES
Acoustical Package		
—Insulation, body sound	S	S
—Premium, body sound	P ³	S
Air Bag—Supplemental driver-side restraint system	S	S
Armrest, Door—Center console-mounted (includes dual cup holders for rear passengers) ⁴	P	S
Chimes, Warning—Fasten seat belt, key-in-ignition and headlights-on	S	S
Clock, Digital—Integral with all radios	S	S
Console—Full floor with covered bin, cup holders, coin holder and cassette storage	S	S

Interior Features (cont.)	Spirit ES	
	Spirit	ES
Cubby Bin—Open, located in instrument panel	S	
Deck Lid Release—Remote control cable-operated with defeat mechanism located in the trunk	P	S
Defroster—Rear window, electric ⁵	O	S
Door Release Handles, Interior—Easy-open with plunger-type lock/unlock system	S	S
Floor Mats—Carpeted front and rear	P	S
Glass, Tinted—All	S	S
Glove Box, Lockable—Includes storage for cassette tapes	S	S
Heater/Defroster—With bi-level ventilation and side window demisters	S	S
Instrument Cluster—Electric analog speedometer (120-mph) with secondary metric scale; electromechanical tachometer (ES), odometer, trip odometer, and gauges for oil pressure (ES), engine coolant temperature, voltmeter and fuel level; warning lights for fasten seat belts, parking brake on or brake system failure, air bag system, check engine, low fuel and check gauges (Spirit), oil pressure (ES), and antilock brakes (if so equipped)	S	S
Lights		
—Ash receiver	S	S
—Cigar lighter	P	S
—Glove box	S	S
—Ignition switch with time delay	S	S
—Map light	P	S
—Trunk	S	S
Locks, Rear Door—Inside, child-protection	S	S
Message Center, Graphic—Includes warning lights for low windshield washer fluid, trunk lid ajar, door ajar, headlight out, taillight out and stoplight out	P	S
Mirrors		
—Rearview, inside day/night	S	S
—Visor vanity, with driver-side sliding cover	S	S
Multifunction Control Lever—Mounted on the steering column, includes controls for turn signals, lane-change feature, windshield wipers/washers, headlight dimmer and day/night flash-to-pass feature, pulse-wipe feature	S	S
Radios—AM/FM stereo radio and integral digital clock (includes four speakers on Spirit ES, two front speakers on Spirit)	S	S
Seat Belts, Color-Keyed—Unibelt with automatic retractor and cinching latchplate on front and rear outboard seats, lap belts at all other positions	S	S
Seats		
—Front—See Interior Seat Trim descriptions		
—Rear		
—Cloth-with-vinyl-trim bench	S	
—Cloth-with-vinyl-trim folding seatback, split 55/45 with lockable latches	O	S
Speed Control, Electronic (Controls located on steering wheel)	P	S
Steering Column, Tilt	P	S
Steering Wheel		
—Luxury, two-spoke color-keyed	S	
—Luxury, leather-wrapped two-spoke (includes speed control switches)		S
Tires—Spare, compact limited-service, T125/70D14	S	S

S = Standard. O = Optional. P = Available only in Customer-PreferredSM packages.
¹ Requires 15" cast aluminum road wheels and Customer-PreferredSM Package 2DU.
² Requires P205/60R15 tires and Customer-PreferredSM Package 2DU.
³ Included with 55/45 split-folding rear seat.
⁴ Requires center console.
⁵ Required on all passenger vehicles registered in New York State.

Power Trains ¹	Transaxle	Spirit	Spirit ES
2.5-liter SOHC EFI 4-cylinder Horsepower: 100 @ 4,800 rpm Torque (lb-ft): 135 @ 2,800 rpm Bore and Stroke: 3.44" x 4.09" Compression Ratio: 8.9:1	5-speed manual overdrive	S	
	3-speed automatic	O	S
3.0-liter SOHC MPI V6 ² Horsepower: 141 @ 5,200 rpm Torque (lb-ft): 171 @ 2,400 rpm Bore and Stroke: 3.59" x 2.99" Compression Ratio: 7.8:1	3-speed automatic	O	O
	Electronic 4-speed automatic	O	O

S = Standard. O = Optional.
¹ Emissions controls and testing required at extra cost on all vehicles registered in California. Not available otherwise. Manual and automatic transaxles include a safety ignition interlock.
² Built by Mitsubishi Motors Corporation.

SPIRIT CUSTOMER-PREFERREDSM PACKAGES AND AVAILABLE OPTIONS

Power Train Availability	Engines	Spirit Customer-Preferred SM Package Codes			
		Transaxles	Spirit	Spirit ES	Spirit ES
2.5-liter SOHC EFI	5-speed manual	21A	21C		
	3-speed automatic			22D	22E 22P 22U
3.0-liter SMPI V6 ³	3-speed automatic			26D	26E 26U
	4-speed EATX			28E	28U

Package Contents	Spirit	Spirit ES
Air Conditioning ²	•	•
Deck Lid—Remote release		• S S
Defroster—Rear window, electric ³	•	• S S
Door Locks—Power, with ignition interlock		•
Floor Mats—Front and rear	•	• S S
Mirrors—Dual power heated		•
Radio—AM/FM cassette stereo		•
Radio System—Four-speaker	•	• S S
Speed Control—Electronic	•	• S S
Steering Column—Tilt	•	• S S
Windows—Power		•

Available Options	Spirit	Spirit ES
Brakes—Power four-wheel antilock disc ⁴	O	O
Defroster—Rear window ⁵	O	P
Emissions—California control and testing ⁶	O	O
Radio—AM/FM cassette stereo	O	O
Radio—AM/FM cassette player with graphic equalizer		O
Radio—AM/FM compact disc with graphic equalizer		O
Seat—Power six-way driver		O
Seats—Cloth front buckets, 55/45 split fold-down rear seatback		O
Seats—Cloth 50/50 front bench/fixed rear ⁶	O	O
Seats—Cloth, 50/50 front bench, 55/45 split fold-down rear seatback		O
Seats—Premium cloth—50/50 front bench, 55/45 split fold-down rear seatback		O
Sport Suspension	O	O
Tires—P195/70R14 white sidewall		O
Tire—Spare conventional P195/70R14	O	O

Available Packages	Spirit	Spirit ES
Console and Armrest Package ⁷ Console, floor-mounted, full-length armrest, center console-mounted		O
Overhead Convenience Package Overhead Console—Includes front and rear reading lights, compass and outside temperature readouts, garage door opener, sunglasses storage and contents of Interior Illumination Package		O
Interior Illumination Package Illuminated entry, cigar lighter, map and underhood lights (standard on ES), dual illuminated visor vanity mirrors, message center (standard on Spirit ES), 6-function ⁸ includes; low washer fluid, door ajar, deck lid ajar, headlight out, taillight out, stoplight out		O

O = Optional. • = Available in Customer-PreferredSM packages only. S = Standard.
¹ Built by Mitsubishi Motors Corporation.
² There are special engine cooling requirements for field-installed air conditioning. Failure to follow these requirements may invalidate limited warranty. See your dealer for details.
³ Required on all passenger vehicles registered in New York State.
⁴ Requires four-speed automatic transaxle if ordered with 3.0-liter V6.
⁵ Required in California. Not available otherwise.
⁶ Requires automatic transaxle.
⁷ Requires front bucket seats.
⁸ Not available on ES.

Basic Dimensions ¹	Spirit
Wheelbase (in.)	103.5
Overall Length (in.)	181.2
Overall Width (in.)	68.1
Overall Height (in.)	53.5
Track—Front (in.)	57.6
—Rear (in.)	57.2
Head Room—Front (in.)	38.4
—Rear (in.)	37.9

Basic Dimensions	Spirit
Leg Room—Front (max.) (in.)	41.9
—Rear (min.) (in.)	38.3
Hip Room—Front (in.)	51.7
—Rear (in.)	52.0
Shoulder Room—Front (in.)	54.3
—Rear (in.)	55.0
Cargo Capacity, (cu ft) (estimated)	14.4

¹ Based on 1992 MVMA information.

Interior Trim

Shown above, left to right.
 Standard on Spirit four-door sedan—Highline cloth-with-vinyl-trim low-back front bucket seats with reclining seatbacks and adjustable head restraints. Rear full bench with fixed seatback.
 Standard on Spirit ES four-door sedan—Premium cloth-with-vinyl-trim low-back front bucket seats with folding center armrest, reclining seatbacks, adjustable head restraints and manual lumbar adjustments for driver's seat. Rear 55/45 split folding bench seat with lockable latches.
 Optional on Spirit four-door sedan—Cloth-with-vinyl-trim 50/50 bench seats with folding center armrests, individual seat adjustments, reclining seatbacks and adjustable head restraints. Rear full bench with fixed seatback.
 Optional on Spirit four-door sedan—Premium cloth-with-vinyl-trim 50/50 bench seats with folding center armrests, individual seat adjustments, reclining seatbacks and adjustable head restraints. (Requires automatic transaxle column shifter). Rear 55/45 split-folding bench seat with lockable latches.



Shown above, left to right.
 Optional on Spirit four-door sedan—Cloth-with-vinyl-trim low-back front bucket seats with folding center armrest, reclining seatbacks and adjustable head restraints. Rear 55/45 split-folding bench seat with lockable latches.
 Optional on Spirit ES four-door sedan—Premium cloth-with-vinyl-trim 50/50 front bench seats with folding center armrest, reclining seatbacks, adjustable head restraints and manual lumbar adjustments for driver's seat. Rear 55/45 split-folding bench seat with lockable latches.
 All seats described above are available in Crimson Red, Slate Blue, Champagne/Medium Champagne and Medium Quartz.
 See your dealer for details.

Color Combinations

Exterior Paint Color	Interior Trim Color	Spirit	Spirit ES
Metallic Red Clear Coat	Crimson Red	x	
	Champagne/Med. Champagne	x	
	Med. Quartz	x	
Emerald Green Pearl Coat	Champagne/Med. Champagne	x	x
	Med. Quartz	x	x
Light Driftwood Satin Glow	Champagne/Med. Champagne	x	x
	Med. Quartz	x	x
Wildberry Pearl Coat	Crimson Red	x	x
	Champagne/Med. Champagne	x	x
Indy Red Clear Coat	Champagne/Med. Champagne	x	x
	Medium Quartz	x	x
Nighthawk Blue Metallic Clear Coat ¹	Slate Blue	x	x
Jetstream Blue Metallic Clear Coat	Slate Blue	x	
Black Clear Coat	Crimson Red	x	x
	Champagne/Med. Champagne	x	x
	Medium Quartz	x	x
Bright White Clear Coat	Crimson Red	x	x
	Slate Blue	x	x
	Champagne/Med. Champagne	x	x
	Medium Quartz	x	x

¹ Available at extra cost.

Exterior Colors



¹ Available at extra cost.
 Due to occasional printing irregularities, the colors shown may vary slightly from actual hues. See your Dodge dealer for accurate color chips.
 Clear Coat finish is standard on every 1993 passenger car built by Chrysler Corporation.

DODGE SHADOW



Shadow 4-door shown in Raspberry Red Pearl Coat.

DODGE SHADOW

If you're looking for a good reason to buy Shadow, we'll give you five: price, value, safety, durability and reliability.

It's no coincidence that Shadow has been on *Motor Trend's* "Best Buy" list three years in a row. Dodge aims to make it four in 1993.

Shadow starts with an affordable price and continues to save you money with a responsive but frugal standard 2.2-liter SOHC EFI engine and five-speed manual over-drive transaxle.

Among the 40 standard features, you'll also find a driver-side air bag, power-assisted front disc/rear drum brakes, power-assisted rack-and-pinion steering, and front-wheel drive with a preci-

sion handling suspension.

Other noteworthy standard features include all-season radial tires, trip odometer, remote left outside mirror, reclining bucket seats with adjustable headrests, fold down rear seat and rear seat outboard passenger three-point belts.


This year Shadow adds a new standard stainless steel exhaust system as well as a premium sound insulation package. Carpeting, mini center console, child-protection rear door locks on four-door models, multifunction control lever—Shadow offers them all, standard.

Sun-lovers have the added choice of the fun-filled Shadow Convertible, or the exciting Shadow ES Convertible.



Shadow Convertible shown in Bright White Clear Coat.

Dodge Shadow two-door shown in Aqua Pearl Coat.



"This (Shadow) represents Dodge high performance at an entry level price tag."
 — Motor Trend

Dodge Shadow ES comes on strong for sport enthusiasts in 1993. You can select from either the two- or four-door liftback or the fun-loving Shadow Convertible. All are available with the high-performance 3.0-liter SOHC multipoint fuel-injected V6 engine* which delivers an impressive 141 horsepower at 5,200 rpm and 171 pound-feet of torque at 2,400 rpm. When mated to a five-speed manual overdrive transmission, it allows for precise "heel-and-toe" shifting. An optional smooth-shifting four-speed automatic transaxle is also available with the V6. And you'll also enjoy the performance of a beefed-up sport

suspension, power-assisted brakes, and power-assisted rack-and-pinion steering which are standard on Shadow ES. A rear-deck spoiler is also standard on ES liftback models.

Both Shadow ES and Shadow Convertible offer a convenient manual vinyl top complete with "easy-out, easy-in" removable zipped vinyl windows.

An antilock braking system (ABS) for maximum stopping control is available on all Shadow models.

Dodge Shadow. Affordable performance for those who seek value yet enjoy the sporty feel of enthusiast driving.



Shadow ES two-door shown in Emerald Green Pearl Coat.

The spirited 3.0-liter SOHC MPI V6 engine is available on Shadow ES Coupe and Convertible.*

** Built by Mitsubishi Motors Corporation.*

SHADOW AFFORDABLE

"...you get one heck of a lot of car for the money.

—AutoWeek

When Dodge began designing Shadow, some thought it should be safe, economical and affordable. Others wanted it to be sporty, image-enhancing and fun to drive. We decided it should be all of the above. And so it is.

Safety, of course, has always been a primary consideration with Shadow. Shadow offers the security of a driver-side air bag, the traction and handling of front-wheel drive, and the sure stopping ability of power-assisted brakes — and new this year, the availability of an antilock brake system (ABS).

With more than 40 standard features, Shadow is the lowest-priced car in America with a driver-side air bag. Shadow's low base price allows you to personalize it with a choice of low-cost Customer-PreferredSM option packages, with some even offering air conditioning at no charge.

Shadow is available in both two- and four-door liftback models.

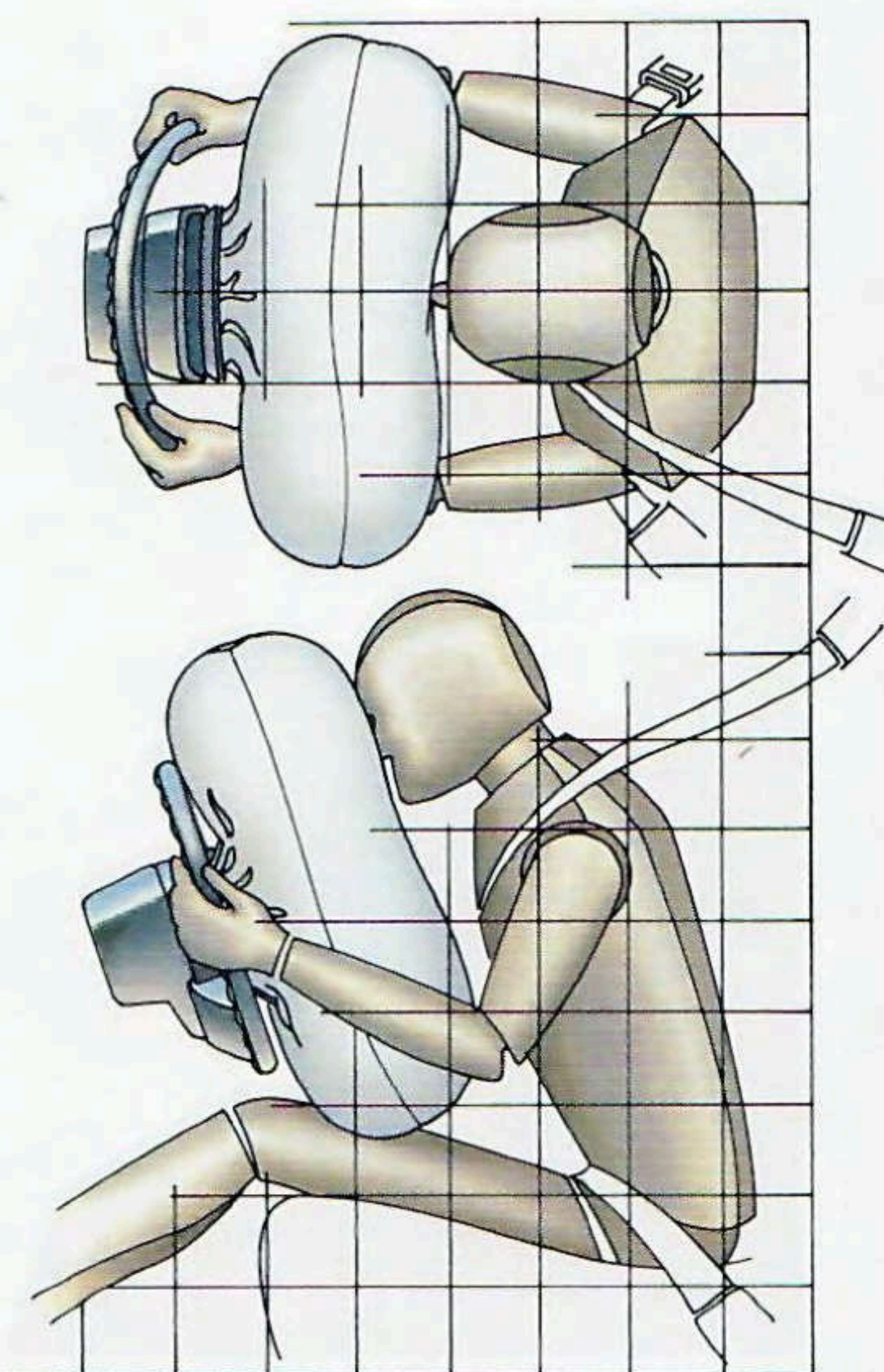
Inside, Shadow caters to the "driver" in you with:

- Reclining low-back front bucket seats
- Power-assisted rack-and-pinion steering with a tight turning circle for quick response and easy maneuvering
- Unibelt three-

point restraints for maximum safety of all window seat passengers • A quieter, more accurate electromechanical instrument cluster (shown below) that offers driver-friendly, easy-to-read analog gauges and backlit dials.

The biggest attraction is that the Dodge Shadow is the only car priced under \$10,000 that offers an air bag. And it's the lowest-priced five-passenger car you can buy.

Dodge Shadow. A beautiful blend of value and fun.



When used in conjunction with standard lap and shoulder restraints, Dodge's standard driver-side air bag is one of the best driver's safety systems available today.



Dodge Shadow ES interior has seating for five passengers. Shown in Champagne.

Dodge Shadow instrument control center. Readable dials and gauges; reachable controls for your comfort and convenience.



Shadow ES



Shadow ES Convertible



Shadow Four-Door



Shadow Two-Door

SHADOW FEATURES & SPECIFICATIONS

SELECTED STANDARD AND OPTIONAL EQUIPMENT

	Shadow ES Convertible			
	Shadow Convertible			
	Shadow ES 2-1/4-Door			
Shadow 2-1/4-Door				
Chassis Features				
Brakes—Power-assisted front vented disc/self-adjusting rear drum	S	S	S	S
Exhaust System—Stainless steel	S	S	S	S
Fuel Tank—14 gallons	S	S	S	S
Steering—Power-assisted rack-and-pinion, firm-feel	S	S	S	S
Suspension—Precision: front and rear antisway bars, gas-charged front dual-path Iso-Struts and rear gas-charged shock absorbers	S		S	S
Suspension—Sport		S		O

Exterior Features				
Air Dam		S		S
Boot Cover—Convertible top, color-keyed			S	S
Bumpers—Color-keyed soft fascias, front and rear, with protective rub strip	S ¹	S	S	S
Corrosion Protection—Extensive use of galvanized steel	S	S	S	S
Fog Lights		P		S
Fuel Filler Cap—Tethered	S	S	S	S
Headlights, Halogen—Aerostyle (2)	S	S	S	S
Hood—Inside release, counterbalanced	S	S	S	S
Lights—Front and rear side marker	S	S	S	S
Mirror—Outside, left remote	S			
Mirrors—Outside, dual remote	O	S	S	S
Moldings—Bodyside, narrow	S		S	
Spoiler—Deck lid-mounted, one-piece		S		
Tires—P185/70R14 steel-belted radial black sidewall	S		S	S
Tires—P195/60HR15 steel-belted radial black sidewall all-season performance		S		O
Wheel Covers—14" Centrifuge	O		S	S
Wheel Covers—15" Triad		S		
Wheels—14" styled steel argent with black center cap	S			
Windshield Wipers—Two-speed	S	S	S	S

Interior Features				
Air Bag—Driver-side	S	S	S	S
Buzzer—Warning for key-in ignition, headlights-on and seat belts	S	S	S	S
Carpeting—Passenger, color-keyed and cargo areas, charcoal	S	S	S	S
Clock, Digital—Integral with all radios	O	S	S	S
Console—Full, includes storage bin, cup holders, cubby bin and armrest		P	S	S
Console—Mini, includes front and rear storage bins	S	S		
Door Locks—Child protection on rear doors (four-door only)	S	S		
Fuse Box—Easy access: Includes spare fuse holder and fuse removal tool	S	S	S	S
Heater/Defroster—Bi-level ventilation and side window demisters	S	S	S	S
Instrumentation—Electromechanical, includes 125-mph speedometer, trip odometer, voltmeter, engine coolant gauge, fuel level gauge and warning/indicator lights	S	S	S	S
Mirror—Interior, day/night rearview	S	S	S	S
Multifunction Control Lever	S	S	S	S
Pedals—Heel-and-toe type accelerator and brake		S		S
Power Windows			S	S
Radio—AM/FM stereo with two speakers	O	S	S	S
Restraint Anchors—For child safety seat	S	S	S	S
Seat Belts—Three-point Unibelts for front and rear outboard seat positions	S	S	S	S
Seating				
—Front, reclining buckets	S	S	S	S
—Rear, folding seatback	S	S		
Shelf Panel—Rear removable	S	S		

S = Standard O = Optional P = Available only in Customer-PreferredSM packages.
¹ Bumpers are black on base models. Color-keyed bumpers are available in 2-1/4 Customer-PreferredSM packages.

SHADOW CUSTOMER-PREFERREDSM PACKAGES AND AVAILABLE OPTIONS

Power Train Availability	Engines	Transaxles	Shadow Customer-Preferred SM Package Codes				
			Shadow	Shadow ES 2-1/4-Door	Shadow Convertible	Shadow ES Convertible	Shadow ES Convertible
2.2-liter EFI 4-cyl	5-speed manual	21W	21Y				
		22W	22Y				
2.5-liter EFI 4-cyl	5-speed manual	23W	23Y	23G	23H	23A	23D
		24W	24Y	24G	24H	24A	24D
3.0-liter V6 ¹	5-speed manual		27G	27H	27A	27D	27G
			28G	28H	28A	28D	28G
	4-speed automatic						

Package Contents						
Air Conditioning with Tinted Glass ²		•		•	•	•
Console—Center floor-mounted with armrest				•	S	S
Defroster—Rear window, electric ³		•		•		
Floor Mats		•		•		•
Horn—Dual-note				•		•
Liftback Remote Release				•		•
Light Package ⁴		•		•	•	•
Mirrors—Dual outside manual remote		•	S	S	S	S
Mirrors—Visor vanity, left and right		•		•	•	•
Molding—Narrow bodyside, color-keyed		•		S	S	
Radio—AM/FM stereo (Two speakers)		•	S	S	S	S
Radio—AM/FM stereo with cassette tape player				•	•	•
Speakers (four)		•		•	•	•
Tachometer				•	•	•
Instrument Panel Bezels—Color-keyed				•	S	S
Bodyside and Deck Lid Paint Stripes		•		S	S	
Fascia, Body-Colored		•	S	S	S	S
Fog Lights				•		S
Warning Chimes				•	•	•
14" Wheel Covers—Full (set of four)		•		S	S	S
Windshield Wipers/Washers—Intermittent		•		•	•	•

Available Options						
Air Conditioning with Tinted Glass ²	O	P	O	P	O	P
Console—Overhead ⁵				O		
Defroster—Rear window, electric ³	O	P	O	P		
Door Locks—Power		O	O	O	O	O
Floor Mats	O	P	O	P	O	P
Light Package ⁴	O	P	O	P	O	P
Mirrors—Dual outside manual remote	O	P	S	S	S	S
Mirrors—Dual outside power remote ⁶				O	O	O
Radio—AM/FM stereo (2-speakers)	O	P	S	S	S	S
Radio—AM/FM stereo w/cassette tape player ⁷	O	O	O	P	O	P
Radio—AM/FM stereo w/cassette tape player, graphic equalizer and Infinity speakers ⁸				O	O	O
Radio—AM/FM stereo compact disc player, graphic equalizer and Infinity speakers ⁸				O	O	O
Antilock Brake System	O	O	O	O	O	O
Liftgate Release			O	P		
Seat—Power driver ⁹				O	O	O
Speed Control—Electronic ¹⁰	O	O	O	O	O	O
Steering Column—Tilt	O ¹¹	O	O ¹¹	O	O ¹¹	O
Sunroof—Manual flip-up type, removable ¹²	O	O	O			
Tire—Spare conventional	O	O	O ¹³	O ¹³		
Wheels—14" Teardrop cast aluminum	O ¹⁴	O ¹⁴	O ¹⁴	O ¹⁴	O	O
Wheels—15" Turbostar cast aluminum			O		O ¹⁵	O ¹⁵
Windows—Power ¹⁶			O	S	S	S
Windshield Wipers/Washers—Intermittent	O	P	O	P	O	P

O = Optional • = Available in Customer-PreferredSM packages only.
¹ Built by Mitsubishi Motors Corporation.
² There are special engine cooling requirements for field-installed air conditioning. Failure to follow these requirements may invalidate limited warranty. See your dealer for details.
³ Required on all passenger vehicles registered in New York State.
⁴ Package includes lights for ash receiver, cargo compartment, glove box, rear dome light switches (four-door only) and underhood.
⁵ Not available with sunroof.
⁶ Requires power door locks.
⁷ Includes four speakers.
⁸ Requires power door locks and intermittent wipers.
⁹ Requires power mirrors, power windows and power door locks.
¹⁰ Requires tilt steering column.
¹¹ Requires intermittent wipers.
¹² Not available with overhead console.
¹³ Includes aluminum wheel if applicable.
¹⁴ Gold Accent—Available with Wildberry, Emerald Green and Black exteriors only.
¹⁵ Painted White only available with White exterior and 4-cylinder engine.
¹⁶ Requires power mirrors and power door locks.

Basic Dimensions ¹	Shadow/Shadow ES 2-1/4-door	Shadow Conv./Shadow ES Conv.
Wheelbase (in.)	97.2	97.2
Overall Length (in.)	171.7	171.7
Overall Width (in.)	67.3	67.3
Overall Height (in.)	53.0	54.1
Track		
—Front (in.)	57.6	57.6
—Rear (in.)	57.2 ²	57.2 ²
Head Room		
—Front (in.)	38.3	39.9
—Rear (in.)	37.4	38.7
Leg Room		
—Front (max.) (in.)	41.5	41.5
—Rear (min.) (in.)	34.0	31.7
Hip Room		
—Front (2-1/4-door) (in.)	52.8/55.4	52.9
—Rear (2-1/4-door) (in.)	55.0/44.7	42.8
Shoulder Room		
—Front (2-1/4-door) (in.)	55.0/54.7	54.5
—Rear (2-1/4-door) (in.)	52.5/54.5	42.6
Cargo Capacity		
—Rear seatback up (cu ft)	13.2	8.7
—Rear seatback down (cu ft)	30.8	—

¹ Based on 1992 MVMA information.
² 57.6 with 15" tires on ES models.

Power Trains¹				
Engine	Transaxle	Shadow 2-1/4-Door	Shadow ES 2-1/4-Door	Shadow Conv./Shadow ES Conv.
2.2-liter EFI 4-cylinder Horsepower: 93 @ 4,800 rpm Torque (lb-ft): 122 @ 3,200 rpm Bore and Stroke: 3.44" x 3.62" Compression Ratio: 9.5:1	5-speed manual	S		
	3-speed automatic	O		
2.5-liter EFI 4-cylinder Horsepower: 100 @ 4,800 rpm Torque (lb-ft): 135 @ 2,800 rpm Bore and Stroke: 3.44" x 4.09" Compression Ratio: 8.9:1	5-speed manual	O	S	S
	3-speed automatic	O	O	O
3.0-liter V6 ² Horsepower: 141 @ 5,200 rpm Torque (lb-ft): 171 @ 2,400 rpm Bore and Stroke: 3.59" x 2.99" Compression Ratio: 8.5:1	5-speed manual		O	O
	4-speed electronic automatic		O	O

S = Standard O = Optional.
¹ Emissions control and testing required at extra cost on all vehicles registered in California. Not available otherwise.
² Built by Mitsubishi Motors Corporation.

Interior Trim

Standard on Shadow two-four-door—Cloth-with-vinyl-trim low-back front bucket seats with reclining seatbacks and adjustable head restraints. Available in Medium Quartz and Champagne



Standard on Shadow ES two-four-door and Shadow and Shadow ES Convertibles—Cloth-with-vinyl-trim performance low-back front bucket seats with reclining seatbacks, adjustable head restraints. Available in Medium Quartz, Champagne and Crimson Red.



See your dealer for details.

Color Combinations

Exterior Paint Color	Interior Trim Color	Shadow 2-1/4-door	Shadow ES 2-1/4-door	Shadow Conv.	Shadow ES Conv.
Emerald Green Pearl Coat ¹	Champagne	X ²	X	X	X ²
	Med. Quartz	X		X	
Wildberry Pearl Coat	Champagne	X	X ²	X	X ²
	Crimson Red			X	
Black Clear Coat	Med. Quartz	X		X	
	Crimson Red			X	
Bright White Clear Coat	Champagne	X	X ²	X	X ²
	Med. Quartz	X	X	X	X
Indy Red Clear Coat	Champagne	X	X	X	X
	Med. Quartz	X	X	X	X
Aqua Pearl Coat	Champagne		X	X	X
	Med. Quartz	X	X ²	X	X
Electric Blue Metallic Clear Coat ^{3,4}	Med. Quartz	X	X	X	X
	Med. Quartz	X	X	X	X
Raspberry Red Pearl Coat ^{4,5}	Med. Quartz	X	X	X	X
	Med. Quartz	X	X	X	X
Light Driftwood Satin Glow	Champagne			X	
	Champagne	X		X	

¹ Requires CPOSM package on base models.
² Includes Gold wheel and stripe accents.
³ Only available on two-door models.
⁴ ES models with Raspberry Red Pearl Coat and Electric Blue Metallic Clear Coat feature a standard two-tone paint treatment with Medium Quartz Clear Coat, lower bodyside panels and sills.
⁵ Available at extra cost.

Exterior Colors



¹ Available at extra cost.
² ES models with Raspberry Red Pearl Coat and Electric Blue Metallic Clear Coat feature a standard two-tone paint treatment with Medium Quartz Clear Coat lower bodyside panels and sills. See your dealer for details.
Due to occasional printing irregularities, the colors shown may vary slightly from actual hues. See your Dodge dealer for accurate color chips.
Clear Coat finish is standard on every 1993 passenger car built by Chrysler Corporation.

DODGE DYNASTY



Dynasty LE Shown in Bright Silver Metallic Clear Coat.

DYNASTY CLASSIC LUXURY

If you're looking for contemporary styling, a roomy interior and rock-solid, dependable performance, you've come to the right place.

Big luxury car buyers don't have to be big spenders. Witness the new Dynasty. It offers you affordable luxury with traditional size and styling.


Dynasty's continued popularity is due in part to advantages such as a driver-side air bag, a choice of two powerful V6 engines, the safety of an available antilock braking system (ABS), and a selection of low-cost Customer-PreferredSM option packages, some of which offer air conditioning at no charge.

Inside, Dynasty provides an elegant environment with comfortable six-passenger seating. Convenience features include wide opening doors

that permit easy entrance and exit, easy-to-read instrumentation, and an ergonomically designed interior with controls that are within easy reach of the driver.

Dynasty also offers a state-of-the-art, dealer installed mobile phone with an easily accessed range of convenience features. A portable, hand-held mobile phone is also available with Dynasty and all Dodge models.

Dynasty and Dynasty LE give you traditional luxury at an affordable price. Plus the added value and assurance of Dodge's Owner's Choice Protection Plan. See your dealer for details.



Dynasty LE's luxurious 50/50 cloth interior with fold-down armrests is shown in Light Champagne.

Dynasty's instrument panel features an electromechanical instrument cluster, and conveniently located climate controls. An illuminated message center is standard on the Dynasty LE, optional on Dynasty.

DYNASTY LE GRATIFYING

Most Dynasty LE owners could afford to pay a lot more for a luxury-sized six-passenger automobile...but why should they? Dynasty LE offers uncompromising ride, room, and state-of-the-art features. Thoughtful extras such as a Remote Keyless Entry System joins a security alarm to create the optional Security Package.

And the optional integral cassette player with AM/FM stereo, graphic equalizer and Infinity RS speaker system with power amplifier is also available.

If you want to step up to a new level of luxury, ask for Dynasty or Dynasty LE with the special Brougham padded vinyl roof shown below. It's

available with selected Customer-PreferredSM packages on both Dynasty models, color coordinated with Bright White, Claret Red, Diamond Blue and Light Champagne. Or ask for Dynasty LE's front passenger's optional eight-way, power-adjustable seats featuring a driver's seat that "remembers" your preferred

seating position and that of another driver...it even adjusts the outside mirrors.

Dynasty for 1993. It's like nobody else's luxury car... it's affordable.

Dynasty is shown right in Dark Quartz Gray Metallic Clear Coat.

Dynasty LE Brougham shown below in Bright White Clear Coat.





Dynasty LE



Dynasty



DYNASTY FEATURES & SPECIFICATIONS

SELECTED STANDARD AND OPTIONAL EQUIPMENT

	Dynasty LE	
	Dynasty	Dynasty LE
Chassis Features		
Alternator—90-ampere	S	S
Battery—Maintenance-free with integral test indicator	S	S
Brakes—Power-assisted, dual braking system, split diagonally vented front disc, self-adjusting rear drum	S	S
Front-Wheel Drive	S	S
Fuel Tank—16 gallons with curb-side fuel filler door with tethered gas cap	S	S
Horn—Dual-note	S	S
Insulation, Hood Pad and Premium Sound	S	S
Steering—Power-assisted, rack-and-pinion, precision-feel	S	S
Suspension		
—Front—includes gas-charged position-sensitive MacPherson struts and antisway bar	S	S
—Rear—Trailing beam axle, coil springs and gas-charged shock absorbers and antisway bar	S	S

Exterior Features		
Antenna—Stainless steel, damage-resistant	S	S
Bracket—Front license plate	NC	NC
Bumper Guards—Front and rear	S	S
Corrosion Protection—Urethane protective coating on lower body panels and extensive use of galvanized steel	S	S
Defroster—Electric, rear window	S	S
Fuel Filler Cap—Tethered	S	S
Headlights, Halogen—Single, aerostyle (two)	S	S
Hood—Counterbalanced, with inside hood release	S	S
Lights—Underhood	S	S
Mirrors—Outside dual manual remote control, black	S	S
Molding		
—Bright bumper rub extensions, front and rear	S	S
—Rear window, black	S	S
—Thin black with bright bodyside molding	S	S
—Wheel opening, bright	S	S
—Wide black with bright bodyside molding	S	S
—Windshield, black	S	S
Stripe—Upper bodyside, painted	P	S
Tires		
—P195/75R14 steel-belted radials, black sidewall (set of four)	S	S
—Spare, compact T125/70D15	S	S
Wheel Covers		
—14" Premium (set of four)	S	S
Windshield Wipers—Deluxe two-speed concealed with electric washers and intermittent wipe	S	S

Interior Features		
Air Bag System—Supplemental driver-side restraint system	S	S
Ash Receiver—Front and rear	S	S
Carpeting, Passenger Compartment—Color-keyed	S	S
Carpeting, Trunk—Gray	S	S
Chimes—Key-in-ignition, fasten seat belt, headlights-on, and turn signal on	S	S
Cigar Lighter	S	S
Clock, Digital—Integral with all radios	S	S
Coat Hooks—Rear (two)	S	S
Cup Holder—Front seat center armrest	S	S
Deck Lid Release—Remote control, power	S	S
Demisters—Front door windows	S	S
Glass, Tinted—All windows	S	S
Glove Box—Locking with trunk release button	S	S
Headliner—Color-keyed, cloth-covered	S	S
Heater/Defroster—With bi-level ventilation and low travel controls	S	S
Message Center—Illuminated	P	S
Instrument Cluster, Electromechanical—Includes: electric speedometer, odometer, trip odometer, gauges for fuel level, engine coolant temperature, electrical system voltage and oil pressure, warning lights for brakes, oil pressure, check engine and seat belts, indicators for high beam, turn signals and air bag readiness	S	S

	Dynasty LE	
	Dynasty	Dynasty LE
Interior Features (cont.)		
Light, Supplemental Stop—Center high-mounted	S	S
Lights		
—Ash receiver	S	S
—Courtesy, door-mounted	S	S
—Courtesy/reading, rear, C-pillar, (two)	S	S
—Glove box	S	S
—Ignition switch with time delay	S	S
—Map/reading—Front, overhead, (two) with storage area	S	S
—Trunk and under hood	S	S
Mirrors		
—Rearview, interior day/night	S	S
—Interior, left and right visor vanity, cloth-covered	S	S
Multifunction Control Lever—Mounted on the left side of the steering column. Includes controls for turn signals, lane-change feature, intermittent windshield wipers/washers, headlight dimmer and day/night flash/pass feature	S	S
Radio—AM/FM stereo electronically tuned with integral digital clock, four speakers	S	S
Seat Belts—Active, color-keyed automatic retractor (three-point Unibelts for front and rear outboard seats, lap belts at center locations)	S	S
Seats		
—Front—Cloth-with-vinyl-trim center armrest bench featuring two-way, adjustable head restraints	S	S
—Front—All-cloth, 50/50 bench featuring dual armrests, reclining seatbacks and two-way adjustable head restraints	O ¹	S
—Rear—Cloth, bench	S	S
—Rear—All-cloth, center armrest bench	S	S
Steering Wheel—Luxury, two-spoke, color-keyed, with air bag	S	S
Sun Visors—Cloth, driver and passenger side with vanity mirrors	S	S

S = Standard. O = Optional. P = Available only in Customer-Preferred™ packages. NC = No-cost option. ¹Vinyl trim is included.

Basic Dimensions ¹	Dodge Dynasty/ Dodge Dynasty LE
Wheelbase (in.)	104.5
Overall Length (in.)	192.0
Overall Width (in.)	68.9
Overall Height (in.)	53.6
Track	
—Front (in.)	57.6
—Rear (in.)	57.6
Head Room	
—Front (in.)	38.3
—Rear (in.)	37.8

Basic Dimensions	Dodge Dynasty/ Dodge Dynasty LE
Leg Room	
—Front (max.) (in.)	41.9
—Rear (min.) (in.)	38.0
Hip Room	
—Front (in.)	51.2
—Rear (in.)	51.7
Shoulder Room	
—Front (in.)	56.4
—Rear (in.)	55.9
Cargo Capacity (cu ft)	16.5

¹Based on 1992 MVMA information.

Power Trains¹			
Engine	Transaxle	Dynasty	Dynasty LE
2.5-liter EFI 4-cylinder ² Horsepower: 100 @ 4,800 rpm Torque (lb-ft): 135 @ 2,800 rpm Bore and Stroke: 3.44" x 4.09" Compression Ratio: 9.5:1	3-speed automatic	S	
3.0-liter SMPI V6 ^{3,4} Horsepower: 141 @ 5,200 rpm Torque (lb-ft): 171 @ 2,400 rpm Bore and Stroke: 3.59" x 2.99" Compression Ratio: 8.9:1	4-speed electronic automatic	O	S
3.3-liter SMPI V6 ³ Horsepower: 147 @ 4,800 rpm Torque (lb-ft): 183 @ 3,600 rpm Bore and Stroke: 3.66" x 3.19" Compression Ratio: 8.9:1	4-speed electronic automatic	O	O

S = Standard. O = Optional. Emissions controls and testing required at extra cost on all vehicles registered in California. Not available otherwise. ¹Not available in California. ²Based on 1992 MVMA information. ³Built by Mitsubishi Motors Corporation.

DYNASTY CUSTOMER-PREFERRED™ PACKAGES AND AVAILABLE OPTIONS

Power Train Availability	Transaxles	Dynasty Customer-Preferred™ Package Codes			
		Dynasty	Dynasty LE	Dynasty LE	Dynasty LE
Engines					
2.5-liter EFI ¹	3-speed automatic	22A	22C		
3.0-liter SMPI	4-speed automatic	24C	24A	24C	24D
3.3-liter SMPI	4-speed automatic		26C	26C	26D

Package Contents					
Air Conditioning ²		•		•	•
Console, Storage—Floor-mounted		•		•	•
Cup Holder—Rear seat, center armrest					•
Door Locks—Power, automatic speed-sensitive		•		•	•
Floor Mats—Front and rear		•		•	•
Illuminated Entry System					•
Message Center—Three-function		•	S	S	S
Mirror—Rearview, automatic day/night					•
Mirrors—Exterior, dual power, heated					•
Mirrors—Illuminated visor vanity					•
Paint Stripes—Upper body		•	S	S	S
Radio—AM/FM stereo cassette		•		•	•
Seats—Power six-way, driver and passenger					•
Speed Control—Electronic		•		•	•
Steering Column—Tilt		•		•	•
Steering Wheel—Leather-wrapped					•
Tires—P195/75R14 white sidewall (set of four)		•		•	•
Undercoating		•		•	•
Wheel Covers—Wire (set of four)					•
Windows—Power					•

Available Options					
Air Conditioning ²	O	P		P	P
Brakes—Antilock system	O ³	O ³	O	O	O
Door Locks—Power automatic speed sensitive		P	O	P	P
Emissions—California control and testing ⁴	O	O	O	O	O
Radio—AM/FM stereo cassette	O	P	O	P	P
Radio—AM/FM stereo cassette with graphic equalizer				O	O
Roof—Landau, vinyl		O		O	O
Seat, Driver's side, six-way				O	P
Seats, Driver and passenger Power, six-way					P
Seats—Driver and passenger, power eight-way with driver's two-position memory					O
Seats—Front, 50/50 split bench, cloth and vinyl trim		O			
Seats—Leather-with-vinyl-trim					O
Suspension—Rear, automatic load-leveling				O	O
Tire, Spare—Conventional size	O	O	O	O	O
Tires—P195/70R14 white sidewall (set of four)	O	P	O	P	P
Wheel Covers—Wire (set of four)		O		O	P
Wheels—Cast aluminum (set of four)				O	O

Available Packages					
Deluxe Convenience Package —Speed control, electronic —Steering column, tilt		P	O	P	P
Infinity RS Sound Package —AM/FM stereo radio with cassette player and graphic equalizer —Infinity RS speaker system with power amplifier					O ¹
Security Package ⁵ —Remote Keyless Entry System —Security alarm				O	O
Power Accessory Package ⁶ —Power radio antenna —Automatic pull-down on deck lid					O
Power Convenience Package —Dual outside power mirrors, heated —Power windows		O		P	P

O = Optional. • = Available in Customer-Preferred™ packages only. P = Package. S = Standard. ¹Not available in California. ²There are special engine cooling requirements for field-installed air conditioning. Failure to follow these requirements may invalidate limited warranty. See your dealer for details. ³Requires 3.0-liter or 3.3-liter engine. ⁴Required in California. Not available otherwise. Not available with 2.5-liter engine. ⁵Requires Customer-Preferred™ Package 24C or 26D. ⁶Requires Customer-Preferred™ Package 22C, 24C, 26C, 24D or 26D.

Interior Trim

Shown above, left to right.
Standard on Dynasty four-door sedan—Cloth-with-vinyl-trim bench seat with folding center armrest and adjustable head restraints.
Standard on Dynasty LE four-door sedan—All-cloth 50/50 split front bench seat with individual folding center armrests including retractable cup holders, reclining seatbacks and adjustable head restraints.
Optional on Dynasty four-door sedan—Cloth-with-vinyl-trim 50/50 front split-bench seat with individual folding center armrests, reclining seatbacks and adjustable head restraints.
Optional on Dynasty LE four-door sedan—Leather-with-vinyl-trim 50/50 front split-bench seat with individual folding center armrests, including retractable cup holders, reclining seatbacks and adjustable head restraints.
All seats described above are available in Crimson Red, Midnight Blue, Champagne and Dark Gray. See your dealer for details.

Color Combinations

Exterior Paint Color	Interior Color	Dynasty	Dynasty LE
Black Cherry Pearl Coat	Crimson Red	x	x
	Champagne	x	x
Claret Red Pearl Coat ^{1,2}	Crimson Red	x	x
	Champagne	x	x
Light Champagne Metallic Clear Coat ²	Dark Gray	x	x
	Champagne	x	x
Mediterranean Green Pearl Coat	Dark Gray	x	x
	Champagne	x	x
Midnight Blue Metallic Clear Coat	Midnight Blue	x	x
	Champagne	x	x
Diamond Blue Metallic Clear Coat ²	Midnight Blue	x	x
	Crimson Red	x	x
Black Clear Coat	Crimson Red	x	x
	Champagne	x	x
	Dark Gray	x	x
Dark Quartz Gray Metallic Clear Coat	Crimson Red	x	x
	Dark Gray	x	x
Bright Silver Metallic Clear Coat ¹	Crimson Red	x	x
	Midnight Blue	x	x
	Dark Gray	x	x
Bright White Clear Coat ¹	Crimson Red	x	x
	Midnight Blue	x	x
	Champagne	x	x
	Dark Gray	x	x

¹Available at extra cost. ²Optional landau roof available with this exterior color only. See your dealer for details.

Exterior Colors



¹Available at extra cost. Due to occasional printing irregularities, the colors shown may vary slightly from actual hues. See your Dodge dealer for accurate color chips. Clear Coat finish is standard on every 1993 passenger car built by Chrysler Corporation.

The all-new Dodge Colt is a renaissance in small car design.

Colt's styling is fresh, distinctive and innovative. Its soft, rounded, aerodynamically efficient lines belie the ample interior space within. Colt's aerodynamic sleekness contributes to good fuel economy, and decreased wind noise for a quieter ride. A new independent rear suspension helps to provide a smooth ride and excellent handling and stability.

Available in two- and four-door Colt and Colt GL models, Colt can accommodate up to five people and their luggage. Colt's smooth ride and deft handling are enhanced by independent front and rear suspension, power-assisted front disc brakes and available power-assisted rack-and-pinion steering.

Colt offers the security of automatic passive restraints for front seats, active three-point lap and shoulder belts for outboard rear seat passengers and a lap belt for the rear center passenger.

Colt's efficient 1.5-liter, 12-valve standard engine features multipoint fuel injection. The engine is matched to either a five-speed manual transaxle standard on Colt two- and four-door and Colt GL two-door models, or a three-speed automatic transmission optional on Colt GL two-door models.

Standard on the GL four-door model is a new 1.8-liter, 16-valve MPI engine teamed with a five-speed manual overdrive transmission or optional four-speed automatic transmission.

The 1.8-liter engine is also available on Colt four-door models with either the manual or automatic transaxle.

Colt's easy-to-read, ergonomically designed instrumentation with European-style rotary-type climate controls.



Colt GL four-door shown above in Dark Maroon Pearl Coat with optional Sport Appearance Package.

Colt GL two-door, shown left in Vivid Red with optional Sport Appearance Package, featuring rear spoiler and aluminum wheels.

Colt GL four-door interior shown far left in Gray.



Colt GL Four-Door



Colt GL Two-Door



Colt Two-Door

COLT FEATURES & SPECIFICATIONS

SELECTED STANDARD AND OPTIONAL EQUIPMENT

Chassis Features	Colt GL 4-door			
	Colt GL 2-door		Colt 4-door	
	Colt 2-door	Colt GL 2-door	Colt 4-door	Colt GL 4-door
Alternator—75-ampere	S	S	S	S
Battery—12-volt, maintenance-free	S	S	S	S
Brakes—Power-assisted, dual braking system split front and rear, front disc, self-adjusting rear drum with dual proportioning valve	S	S	S	S
Exhaust System—Stainless steel	S	S	S	S
Front-Wheel Drive	S	S	S	S
Stabilizer Bar, Front		P	P	S
Steering—Manual, rack-and-pinion	S	S	S	S
Suspension—Front, independent MacPherson-type struts and coil springs	S	S	S	S
Suspension—Rear, independent multilink	S	S	S	S
Touring Suspension		P	P	S

Exterior Features	Colt GL 4-door			
	Colt 2-door	Colt GL 2-door	Colt 4-door	Colt GL 4-door
Bumpers				
—Front and rear, charcoal	S			
—Front and rear color-keyed		S	S	
—Front and rear, color-keyed with lower accent				S
Fuel Filler Door—Locking, with tethered fuel cap ¹	S	S	S	S
Headlights, Halogen—Aerostyle with replaceable bulbs	S	S	S	S
Hood Prop	S	S	S	S
Light—Side marker	S	S	S	S
Mirrors				
—Outside, aerostyle left, black	S		S	
—Outside, dual manual remote, black		S	P	S
Moldings—Bodyside, color-keyed		S		S
Tires				
—P145/80R13 steel-belted radial, black sidewall, all-season (set of four)	S			
—P155/80R13 steel-belted radial, black sidewall, all-season (set of four)		S	S	
—P175/70R13 steel-belted radial, black sidewall, all-season (set of four)		P	P	S
Wheels				
—13" Styled argent with bright center cap (set of four)	S			
—13" Full wheel cover (set of four)		S	P	S
Windshield Wipers—Two-speed	S	S	S	S

Interior Features	Colt GL 4-door			
	Colt 2-door	Colt GL 2-door	Colt 4-door	Colt GL 4-door
Anchor, Child Seat (three)	S	S	S	S
Ash Receivers				
—Front, instrument panel	S	S	S	S
—Rear, console	S	S	S	S
Assist Grip—Above passenger door		S	S ²	S ²
Carpeting—Passenger compartment	S	S	S	S
Cigar Lighter		S	P	S
Coat Hooks (two)	S ¹	S	S	S
Console—Center with storage bin	S	S	S	S
Demisters—Side window	S	S	S	S
Gauges				
—Engine temperature	S	S	S	S
—Fuel level	S	S	S	S
Heater/Defroster—With upper ventilation	S	S	S ⁴	S ⁴
Light, Supplemental Stop—Center high-mounted	S	S	S	S
Lights				
—Check engine	S	S	S	S
—Ashtray	S	S	S	S
—Cargo		P	P	S
—Automatic transaxle position indicator	S	S	S	S
—Door ajar warning	S	S	S	S
—Brake fluid level warning	S	S	S	S
—Fasten seat belts	S	S	S	S
—Alternator	S	S	S	S

Interior Features (cont.)	Colt GL 4-door			
	Colt GL 2-door		Colt 4-door	
	Colt 2-door	Colt GL 2-door	Colt 4-door	Colt GL 4-door
Lights (cont.)				
—Hazard warning	S	S	S	S
—Low fuel warning		S	S	S
—Oil pressure warning	S	S	S	S
—Parking brake indicator	S	S	S	S
Mirror—Interior, day/night, rearview	S	S	S	S
Seat Belts—Automatic passive restraints for front seats, three-point rear outboard seat belts	S	S	S	S
Seats				
—Front—High-back buckets, vinyl	S			
—Front—Low-back buckets, full-face cloth-with-vinyl trim		S	S	
—Front—Low-back buckets, full cloth				S
Child-Protection Rear Door Locks			S	S
Remote Trunk Release		P	P	S
Remote Fuel Door Release		P	P	S
Dual-Note Horn				S
Cup Holders		S	S	S
Steering Column—Impact-absorbing	S	S	S	S
Steering Wheel—Two-spoke	S	S	S	S ³
Sun Visors—With ticket holder on driver's side	S	S ⁵	S	S ⁷
Tachometer ⁸				S
Trip Odometer		S	S	S
Ventilation—Bi-level flow-through	S	S	S	S

S = Standard. O = Optional. P = Available only in Customer-Preferred™ packages.
¹ Non-locking remote release filler door standard on Colt GL 4-door.
² Three assist grips with four-door models.
³ Driver's side only.
⁴ Includes rear heater ducts.
⁵ Three-spoke luxury soft feel.
⁶ Colt GL 2-door receives a standard passenger-side visor vanity mirror.
⁷ Colt GL 4-door receives a standard passenger- and driver-side, visor vanity mirror.
⁸ Only available with manual transaxle.

Basic Dimensions ¹	Colt/Colt GL 2-Door	Colt/Colt GL 4-Door
Wheelbase (in.)	96.1	98.4
Overall Length (in.)	171.1	174.0
Overall Width (in.)	66.1	66.1
Overall Height (in.)	51.4	51.4
Track		
—Front (in.)	57.1	57.1
—Rear (in.)	57.5	57.5
Head Room		
—Front (in.)	38.6	38.6
—Rear (in.)	36.4	36.2
Leg Room		
—Front (max.) (in.)	42.9	42.9
—Rear (min.) (in.)	31.1	33.5
Hip Room		
—Front (in.)	54.9	54.9
—Rear (in.)	53.7	52.0
Shoulder Room		
—Front (in.)	53.9	53.9
—Rear (in.)	54.1	53.5
Cargo Volume	10.5	10.5

¹ Based on 1992 preliminary information.

COLT 2-DOOR CUSTOMER-PREFERRED™ PACKAGES AND AVAILABLE OPTIONS

Power Train Availability	Transaxles	Colt Customer-Preferred™ Package Codes					
		Colt 2-door			Colt GL 2-door		
Engines		21A	21B	21C	21G	21H	21K
1.5-liter MPI	5-speed manual				X	X	X
1.5-liter MPI	3-speed automatic				X	X	X

Package Contents	Colt 2-door	Colt GL 2-door
Tinted Glass		X
Rear Defroster	X	X
Air Conditioning		X
AM/FM Radio with Four Speakers and Clock		X
AM/FM Cassette Radio with Four Speakers and Clock		X
Power-Assisted Steering		X
Sport Appearance Package—13" aluminum wheels, P175/70R13 tires, touring suspension, rear spoiler		X
Convenience Package—Split-folding rear seat, fuel door and trunk release, trunk carpet, trim and light, intermittent wipers, fixed speed		X

Available Options	Colt 2-door	Colt GL 2-door
Air Conditioning	O	O
Molding, Bodyside—Gray	O	O
California Emissions	O	O
AM/FM Radio with Four Speakers and Clock	O	O
AM/FM Cassette Radio with Four Speakers and Clock	O	O

COLT 4-DOOR CUSTOMER-PREFERRED™ PACKAGES AND AVAILABLE OPTIONS

Power Train Availability	Transaxles	Colt Customer-Preferred™ Package Codes					
		Colt 4-door			Colt GL 4-door		
Engines		21A	21B	21C	23D	23G	23H
1.5-liter MPI	5-speed manual				X	X	X
1.8-liter MPI	5-speed manual				X	X	X
	4-speed automatic				X	X	X

Package Contents	Colt 4-door	Colt GL 4-door
Power Windows and Locks		X
Floor Mats (Front)	X	X
Tinted Glass	X	X
Rear Defroster	X	X
Air Conditioning		X
Molding, Bodyside—Black	X	X
AM/FM Radio with Four Speakers and Clock	X	X
AM/FM Cassette Radio with Four Speakers and Clock		X
Power-Assisted Steering	X	X
Full Wheel Cover	X	S
Sport Appearance Package—13" aluminum wheels, rear spoiler		X
Convenience Package 1—Dual remote mirrors, fuel door and trunk release, trunk trim and light, vanity mirror (passenger's side), cigar lighter, intermittent wipers, fixed speed	X	X
Convenience Package 2—Tilt column, dual electric mirrors (color-keyed), variable intermittent wipers, cruise control		X

Available Options	Colt 4-door	Colt GL 4-door
Antilock Brakes		O
Air Conditioning	O	O
California Emissions	O	O
AM/FM Radio with Four Speakers and Clock	O	O
AM/FM Cassette Radio with Four Speakers and Clock	O	O

Interior Trim

Standard on base Colt 2-door—All vinyl trim high-back front bucket seats with reclining seatbacks. Available in Gray.

Standard on Colt GL 2-door and base Colt 4-door—Full-face cloth-with-vinyl-trim low-back front bucket seats with cloth insert door trim panels, reclining seatbacks and two-way adjustable head restraints. Available in Gray, Blue, and Red (2-door only).

Standard on Colt GL 4-door—Premium full cloth low-back bucket seats with reclining seatbacks and two-way adjustable head restraints. Available in Gray, Red and Blue with cloth insert door trim panels.



Color Combinations

Exterior Paint Color	Interior Trim Color	Colt 2-door	Colt GL 2-door	Colt 4-door	Colt GL 4-door
Radiant White	Lt. Beige/Red		X		X
	Lt. Gray/Gray	X	X	X	X
Dark Gray Metallic	Lt. Beige/Red		X		X
	Lt. Gray/Gray	X	X	X	X
Dark Maroon Pearl Coat	Lt. Beige/Red		X		X
	Lt. Gray/Gray	X	X	X	X
Vivid Red	Lt. Gray/Gray	X	X	X	X
Medium Blue Metallic	Lt. Gray/Blue			X	X
Bright Turquoise Metallic	Lt. Gray/Gray	X	X		
Light Blue Metallic	Lt. Gray/Gray	X	X	X	X

Exterior Colors



Power Trains

Engine	Transaxle	Colt 2-door	Colt GL 2-door	Colt 4-door	Colt GL 4-door
1.5-liter SOHC 12-valve SMPI Horsepower: 92 @ 6,000 rpm Torque (lb-ft): 93 @ 3,000 rpm Bore and Stroke: 2.97" x 3.23" Compression Ratio: 9.2:1	5-speed manual overdrive	S	S	S	
	3-speed automatic		O		
1.8-liter SOHC 16-valve MPI Horsepower: 113 @ 6,000 rpm Torque (lb-ft): 115 @ 4,500 rpm Bore and Stroke: 3.19" x 3.50" Compression Ratio: 9.5:1	5-speed manual overdrive			O	S
	Electronic 4-speed automatic			O	O

S = Standard. O = Optional.
¹ Includes P175/70R13 tires, and touring suspension.



A.



B.



C.



The options shown on these pages are just a sample of the wide range you have to choose from. Substantial savings on some of these options can be realized with one of our special discount option packages. Consult the specifications pages or see your Dodge dealer for details.

A. 15" Cast Aluminum wheels. Standard on Spirit ES (set of 4).

B. 14" Cast Aluminum Wheels. Optional on Dynasty LE (set of 4).

C. 14" Wire Wheel Covers. Available on Dynasty and Dynasty LE (set of 4).

D. 14" Centrifuge Wheel Covers. Standard on Spirit, Shadow Convertible and Shadow ES Convertible. Optional on Shadow (set of 4).

E. 14" Cast Aluminum Road Wheels. Standard on Shadow ES and Shadow ES Convertible. Optional on Shadow.

F. 13" Aluminum Wheels available with the Sport Appearance Package on Colt GL.

Other Popular Options...

G. Chrysler Infinity Sound System. This AM stereo*/FM stereo system features electronic tuning with memory scan, up-and-down seek-and-scan, Dynamic Noise Reduction; a cassette tape player with auto reverse, true fast forward and rewind, automatic metal tape sensor, tape program music search, Dolby B Noise Reduction; joystick balance/fader speaker control and Chrysler Infinity vehicle-equalized coaxial four-speaker sound system and digital clock. Available on Shadow ES models and most Spirit models.

H. Chrysler Infinity II Sound System includes all the features of the Chrysler Infinity I Sound System, plus a five-band graphic equalizer.

I. The Mopar Compact Disc Changer is activated by a hand-held controller. This system provides the ultimate in listening enjoyment with superb antivibration perfor-

G.



H.



mance, easy-change magazine and six-disc storage for over seven hours of uninterrupted music.

J. Portable Phone. Dodge's portable, hand-held phone is one of the smallest and lightest portable cellular phones available today. Dealer-installed. Available on all models.

Mobile Phone. Dodge also offers a state-of-the-art mobile phone with an easily accessed range of convenience features that are unrivaled in today's market. Dealer-installed. Available on Dynasty, Spirit and Shadow.



A Remote Keyless Entry System is optional on Dynasty (as part of Security Package, which also includes security alarm).

A tilt-up/removable sunroof is optional on Shadow and Shadow ES.



* Some AM stereo broadcasting may not be compatible with this radio. † Dynamic Noise Reduction is a trademark of National Semiconductor Corporation. ‡ Dolby B is a trademark of Dolby Laboratories.

CustomerOne

The performance of a dealership's sales staff and service department is every bit as important as a vehicle's performance. Dodge realizes this and so does Chrysler Corporation. That's why Chrysler is spending over \$25 million dollars to educate every Dodge dealership employee in the new corporate culture taking root at Chrysler.

In the end, this training will ensure that no one will be able to do a better job of providing you with the information and courteous service you need and want when you select, drive and maintain your car throughout the course of ownership.

Chrysler Credit Financing

Chrysler Credit offers a variety of finance programs that can help make your new Dodge even more affordable. These flexible finance and lease programs can be tailored to suit your budget and your lifestyle. They include:

- Gold Key Lease • Gold Key Plus • College Graduate Plans • Retail Financing • and other special payment plans. Ask your salesperson for details.

Consider Leasing

Many of today's new car prospects are wisely considering leasing as an alternative to buying.

Leasing a new Dodge vehicle usually involves a small security deposit and a first-month's lease payment. Monthly payments are usually less than financing a new car purchase.

Ask your dealer for details.

Physically Challenged Assistance Program

Cash reimbursements of up to \$500 for purchase and installation of adaptive driving aids on new 1993 Chrysler Corporation cars, trucks or vans. For further information, contact your dealer or the PHYSICALLY CHALLENGED RESOURCE CENTER at 1-800-255-9877.

Panasonic services is the warrantor of the portable phone. See your dealer for a copy of the limited warranty. Restrictions apply. For 1993, Dodge Family Cars offer a selection of dealer-installed/supplied cellular phones in several models. Ask your dealer for details.

Chrysler Corporation Warranties

Our Owner's Choice Protection Plan* is an industry exclusive. No other 1993 car offers you a choice of:

- A 12-month or 12,000-mile (12/12) Basic Limited Warranty* with a seven-year or 70,000-mile (7/70) Power Train Limited Warranty.*
- Or a three-year or 36,000-mile Basic Bumper-to-Bumper Limited Warranty.*

* See these limited warranties and restrictions at your dealer.

Mopar Customer Care

There's only one sure way to keep your Dodge car or truck performing at its best mile after mile. Just make sure it's serviced regularly at your nearby Dodge dealer. That's where you'll find first-rate mechanics specially trained in the maintenance and repair of your new Dodge.

They've been provided with all the sophisticated equipment today's cars and trucks demand. And they have immediate access to a complete stock of genuine Mopar replacement parts that can make the difference between trouble-free driving and the unacceptable alternative.

Mopar Accessories

Here is a partial list of some popular Mopar accessories available for Dodge. See your dealer for a complete list and availability:

- Molded Cargo Tray • Molded Splash Guards • Deck Luggage Racks • CD Changer/Player • Ski Carrier/Bike Carrier




Certain models, packages and options are subject to specific restrictions, requirements or late availability. See your dealer for the latest ordering information.

All product illustrations are based on current information at the time of publication approval. Although descriptions are believed correct, accuracy cannot be guaranteed. Chrysler Corporation reserves the right to make changes from time to time, without notice or obligation, in prices, specifications, colors and materials, and to change or discontinue models. See your dealer for the latest information.

Buckle up for safety.

Form No. 74-383-9304 8/92 (400M)
Litho in U.S.A.



Another kind of Dodge performance you can count on...the total effort every Dodge dealership employee puts forth to satisfy even the most demanding and knowledgeable consumer.



OFFICIAL SPONSOR
OF THE 1994 U.S.
OLYMPIC TEAM



36 USC 380