



# DODGE

1 9 9 3 C A R S & T R U C K S





All automobile manufacturers talk safety, but Dodge backs its claims with the latest safety technology — technology that is specifically designed to prevent you from getting into an accident and to protect you and your family when an accident cannot be avoided.

**Air Bags.**

Every Dodge automobile built in North America, excluding Viper, offers the safety of a standard driver-side air bag.

The all-new Dodge Intrepid features the additional safety of a standard passenger-side air bag as well. Intrepid's air bags feature a new "ventless" design which provides cleaner deployment. This new design is both a Dodge and industry first.

Caravan's standard driver-side minivan air bag\* is one of the best driver's safety systems available today when used in conjunction with lap and shoulder restraints. In the event of a front-end collision, Caravan's minivan air bag — like all Dodge air bags — deploys automatically. Crash tests and owner experience both substantiate the fact that this system saves lives and helps prevent serious injuries.

All Dodge air bags are equipped with gold contact points inside the all-important impact sensors for greater conductivity and reliability.

\*Minivan air bag provides added safety only when seat belts are worn.

**Three-Point Seat Belts.**

Unibelt three-point lap and shoulder restraints help protect all front and rear outboard passengers by locking up instantly during severe deceleration or during a collision. For 1993, new

adjustable turning loops added to the front shoulder belts help provide optimal comfort and encourage use by allowing individual positioning of the belt across the chest.

Intrepid's traveling inboard seat belt buckles are anchored to the seat frames, rather than the floor. This feature also helps maximize comfort and encourages use by allowing the buckles to move along with the seat when it is adjusted.

**Built-in Child Seats.**

Dodge Intrepid offers the safety and security of a Built-in Child Seat. The Intrepid Built-in Child Seat is located in the middle of the rear seat for extra protection during side-impact collisions.



Caravan features dual Built-in Child Seats; one of which converts quickly to a booster seat for older children.

Built-in Child Seats on both Intrepid and Caravan fold down easily and eliminate problems stemming from incorrect installation of add-on child seats. When not in use, Built-in Child Seats on both vehicles are fully concealed from view.

**Child-Protection Rear Door Locks.**

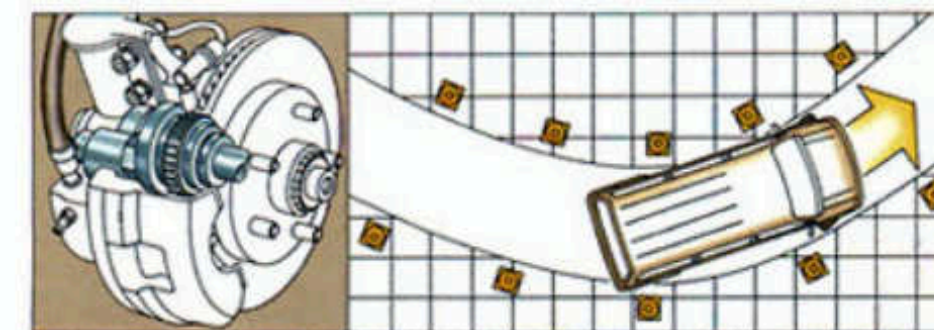
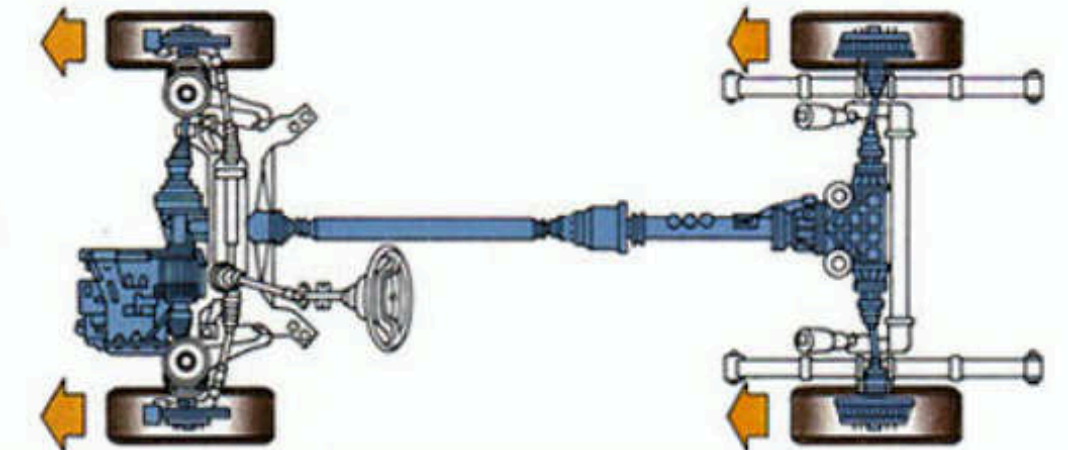
These specially designed safety locks protect your children by preventing them from opening rear doors when the vehicle is in motion or at other inappropriate times. A simple flick of the switch activates the system.

**Continuous Testing.**

Continuous testing is designed to make every Dodge car and truck as safe as possible. The most advanced computer modeling technology is used to create an interior that will minimize crash impact on occupants. Finite Element Computer Analysis is used to simulate crash conditions, allowing engineers to study structural changes and create systems for channeling crash energy away from both driver and passengers. Using these and other sophisticated procedures, every Dodge vehicle component is tested and retested to provide the greatest possible crash protection.

**All-Wheel Drive.**

The safety and security of all-wheel drive is standard on Stealth R/T Turbo and available on Caravan. All-wheel-drive systems provide superior traction and cornering ability on wet or slippery roads, as well as improved straight-line acceleration and all-weather maneuverability. Under normal driving conditions, 90 percent of an all-wheel-drive vehicle's power is delivered to the front wheels. When reduced traction occurs, control is maintained through a viscous coupling that imperceptibly shifts torque to the rear wheels. The driver is not required to activate or engage these all-wheel-drive systems in any way.



**Antilock Braking System.**

Four-wheel antilock brakes (ABS), available on all Dodge cars except Viper, provide extra safety and security by allowing the driver to stop in as short a distance as possible, while still maintaining directional stability. Dodge's antilock braking system helps prevent wheel lockup and permits the driver to control the vehicle during hard braking or on slippery surfaces.

All Dodge Trucks feature rear-wheel antilock brake systems which are also designed to allow the driver to stop in the shortest distance possible, while maintaining directional stability.

**Traction Control.**

Intrepid's optional new microprocessor-controlled traction control system, available on ABS-equipped vehicles, limits wheel spinning at speeds below 25 mph on slippery surfaces. When traction control is activated, the brake is applied to the free-spinning wheel, while the wheel that has traction receives the driving torque to pull the vehicle free. The same antilock brake system sensors that indicate lockup during braking are used to sense wheel slippage.

Some of the equipment shown or described throughout this catalog is available at extra cost.

About this catalog. Since the time of printing, some of the information you'll find in this catalog may have been updated. Ask your dealer for details.




Intrepid ES shown in Char-Gold Satin Glow.



Optional 24-valve, 3.5-liter sequential multipoint fuel-injected V6 engine.



Available Intrepid ES leather interior shown in Medium Quartz.



Intrepid sets new standards in design, engineering and quality.

**"The next American hero."**  
— Car and Driver

Intrepid was designed to be a comfortable and secure five- or six-passenger automobile. Still, even a brief road test might convince you that this world-class car has all the ingredients needed to make it a high-performance sport sedan.

Intrepid's aerodynamic new "cab-forward" design moves the base of the windshield forward and pushes all four wheels toward the "corners" of the vehicle for increased interior volume and greater stability.

Intrepid is available with a choice of two V6 engines, a standard 12-valve, 3.3-liter and the optional 24-valve, 3.5-liter. Smooth, precise shifting is provided by an all-new four-speed automatic overdrive transaxle, while Intrepid's steering system features a rack-and-pinion design for crisp response and is power-assisted for steering ease.

For enhanced braking, particularly in inclement weather, antilock braking (ABS) and electronic low-speed traction control are available.

Dodge Intrepid. This changes everything.



Intrepid shown in Metallic Red Clear Coat.

Power Trains			
Engine	Transaxle	Intrepid Base	Intrepid ES
3.3-liter V6 SMPI Horsepower: 153 @ 5,300 rpm Torque (lb-ft): 177 @ 2,800 rpm	4-speed electronically controlled	S	S
3.5-liter OHC V6 SMPI Horsepower: 214 @ 5,800 rpm Torque (lb-ft): 221 @ 2,800 rpm	4-speed electronically controlled	O	O


S = Standard O = Optional



Grand Caravan ES with all-wheel drive shown in monochromatic Bright White Clear Coat.



Caravan SE with available Gold Special Edition Package shown in Hunter Green Clear Coat.



A wide variety of seating configurations for both Caravan and Grand Caravan make them the most versatile minivans you can buy.

**"Whatever your minivan style, mild to wild, Caravan can meet the need admirably at a price you can afford."**

— Motor Trend

Imitated by many, America's favorite minivan has retained its leadership position by continuously evolving to higher levels of safety, quality and versatility.

Thanks to a variety of choices, including short or long wheel-base, front-wheel drive or all-wheel drive, plus many seating configurations and trim levels, there's a Caravan to suit the needs of every buyer. Caravan also offers special Customer-Preferred™ Option Packages, such as the Family Value Package which offers **air conditioning at no charge.\***

On most models, Caravan offers standard seating for seven people. When extra cargo room is required, the rear seat folds down easily or can be quickly removed. Caravan's middle seat is also easily removed to provide extra cargo hauling space.


\*Savings on option packages and no-charge air conditioning based on cost of package items if purchased separately.

Power Trains <sup>1</sup>	Transaxle	Caravan				Grand Caravan			
		Base	SE	LE	AWD SE/LE	Base	SE	LE	AWD SE/LE
<b>2.5-liter EFI 4-cylinder</b> Horsepower: 100 @ 4,800 rpm Torque (lb-ft): 135 @ 2,800 rpm Bore and Stroke: 3.44" x 4.09" Compression Ratio: 8.9:1	5-speed manual	S							
	3-speed automatic	O	S						
<b>3.0-liter SMPI V6<sup>2</sup></b> Horsepower: 142 @ 5,000 rpm Torque (lb-ft): 173 @ 2,400 rpm Bore and Stroke: 3.59" x 2.99" Compression Ratio: 8.9:1	3-speed automatic	O	O	S		S			
	4-speed automatic	O	O	S		S	S	S	

S = Standard O = Optional  
<sup>1</sup>Emissions controls and testing required at extra cost on all vehicles registered in California. Not available otherwise.  
<sup>2</sup>Built by Mitsubishi Motors Corporation.



Grand Caravan LE interior shown in Slate Blue.



Viper RT/10.

**"One of the most exciting rides since Ben Hur discovered the chariot."**

— *Car and Driver*

It's easy to see why Viper RT/10 is the most talked about sports car in years. Underneath its slick composite body is a steel tube frame chassis patterned after sports racing cars. At each end is a fully independent unequal-length upper and lower control arm suspension.

Viper reaches 60 mph in just 4.4 seconds,\* covers a standing quarter mile in 13.1 seconds\* and reaches a top track speed of 165 mph. The source of this impressive power is a 400-horsepower, 8.0-liter V10 engine—the only V10 available outside of a Formula 1 race car.

Viper also features a six-speed manual overdrive transmission and a power-assisted rack-and-pinion steering system.


\**Car and Driver*, July, 1992.

Power Train		
Engine	Transmission	Viper RT/10
<b>8.0-liter V10</b> Horsepower: 400 @ 4,600 rpm Torque (lb-ft): 450 @ 3,600 rpm Bore and Stroke: 4.00" x 3.88" Compression Ratio: 9.1:1	Six-speed manual fully synchronized with aluminum housing	S
0-60 mph acceleration.....4.4 seconds 0-100-0 acceleration/stopping.....14.5 seconds Top speed.....165 mph Lateral gs in a 300-foot circle.....1.0 Redline.....6,000 rpm (6,200 rpm fuel shut-off)		

Viper interior.



Viper's aluminum V10 engine.



Stealth R/T Turbo shown in Firestorm Red.

**Stealth offers acceleration that earns it "a place on the elite registry of the world's supercars."**

— *Road & Track*

Yes, the Stealth R/T Turbo, Stealth R/T, and the Stealth ES are impressive. After all, the Stealth R/T Turbo's 3.0-liter, 24-valve, dual overhead cam V6 engine produces 300 horsepower and accelerates to 60 miles per hour in less than five seconds.

But just as impressive is the fact that you can opt for the more affordable Stealth model and still drive home with a wide array of performance hardware. A 164-horsepower overhead cam V6 engine, power-assisted four-wheel vented disc brakes, power-assisted rack-and-pinion steering and a four-wheel independent suspension are all standard.

So is a "cockpit" interior with a driver-side air bag and a contoured driver's sport seat with adjustments for seatback angle, height, headrest position and lumbar support.

Power Trains					
Engine <sup>1</sup>	Transaxle	Stealth	Stealth ES	Stealth R/T	Stealth R/T Turbo
<b>3.0-liter SOHC 12-valve V6 MPI</b> Horsepower: 164 @ 5,500 rpm Torque (lb-ft): 185 @ 4,000 rpm Bore and Stroke: 3.59" x 2.99" Compression Ratio: 8.9:1	5-speed manual overdrive	S			
	4-speed automatic overdrive	O			
<b>3.0-liter DOHC 24-valve V6 MPI<sup>2</sup></b> Horsepower: 222 @ 6,000 rpm Torque (lb-ft): 201 @ 4,500 rpm Bore and Stroke: 3.59" x 2.99" Compression Ratio: 10.0:1	5-speed manual overdrive		S	S	
	4-speed automatic overdrive		O	O	
<b>3.0-liter Turbo 24-valve V6 MPI<sup>3</sup></b> Horsepower: 300 @ 6,000 rpm Torque (lb-ft): 307 @ 2,500 rpm Bore and Stroke: 3.59" x 2.99" Compression Ratio: 8.0:1	High-capacity 5-speed manual overdrive				S

<sup>1</sup> S = Standard O = Optional  
<sup>2</sup> Emissions controls and testing required at extra cost on all vehicles registered in California. Not available otherwise.  
<sup>3</sup> Premium unleaded fuel is recommended.

Stealth R/T Turbo interior shown in Dark Gray leather-with-vinyl trim.



Stealth was planned and designed by Dodge...Division of Chrysler Corporation. Engineered and manufactured by Mitsubishi Motors Corporation.



Daytona IROC R/T shown in Indy Red Clear Coat.

The Daytona IROC R/T "will be the first Daytona ever to show its taillights to the hottest Mustangs and Camaros."

— Car and Driver

While its prime competitors still tout the virtues of V8 power and rear-wheel drive, Daytona continues to stay ahead of the pack with sleek, aerodynamic styling, sophisticated turbocharged four-cylinder and naturally aspirated V6 engines and antilock brakes.

The top-of-the-line Daytona IROC R/T features a dual overhead cam, four-valve-per-cylinder engine that produces 224 horsepower and 217 pound-feet of torque. To maximize the effectiveness of all that power, Daytona IROC R/T also features a high-performance, close-ratio five-speed manual overdrive transaxle and a performance-tuned suspension.

But don't get the idea that Dodge put all its best thinking into only the Daytona IROC R/T. There are three other models in the lineup, so you're sure to find the sleek Daytona you want.

Daytona IROC interior shown in Medium Light Quartz.



Power Trains					
Engine <sup>1</sup>	Transaxle	Daytona	Daytona ES	Daytona IROC	Daytona IROC R/T
2.5-liter SOHC EFI 4-cylinder Horsepower: 100 @ 4,800 rpm Torque (lb-ft): 135 @ 2,800 rpm Bore and Stroke: 3.44" x 4.09" Compression Ratio: 8.9:1	5-speed manual overdrive	S	S		
	3-speed automatic	O	O		
3.0-liter SOHC MPI V6 <sup>2</sup> Horsepower: 141 @ 5,000 rpm Torque (lb-ft): 171 @ 2,400 rpm Bore and Stroke: 3.59" x 2.99" Compression Ratio: 8.9:1	5-speed manual overdrive	O	O	S	
	Electronic 4-speed automatic	O	O	O	
2.2-liter DOHC SMPI 4-cylinder Intercooled Turbo III <sup>3</sup> Horsepower: 224 @ 6,000 rpm Torque (lb-ft): 217 @ 2,800 rpm Bore and Stroke: 3.44" x 3.62" Compression Ratio: 8.3:1	High-capacity 5-speed manual overdrive				S

S = Standard O = Optional  
<sup>1</sup> Emissions controls and testing required at extra cost on all vehicles registered in California. Not available otherwise.  
<sup>2</sup> Manual and automatic transaxles include a safety ignition interlock.  
<sup>3</sup> Built by Mitsubishi Motors Corporation.  
<sup>4</sup> Premium unleaded fuel is recommended. Turbocharged engine not recommended for trailer towing and such use may damage engine and void/warranty.

Daytona with Sport Discount Package shown in Emerald Green Pearl Coat.



Spirit shown in Radiant Red Clear Coat.

"Spirit ES' persona is backed up by surprisingly capable performance in both our empirical tests and highway driving..."

— Motor Trend

In addition to driving performance, Dodge believes that a family car must also offer room and comfort, with built-in value, state-of-the-art engineering and maximum safety. The freshly styled Spirit provides all of this and more.

A driver-side air bag, three-point shoulder/lap restraints for all window seat passengers and child-protection rear door locks are all standard. For '93, Spirit ES offers a new front 50/50 bench seat and a split rear bench seat for increased cargo capacity.

Spirit ES offers standard low-back front bucket seats with driver-side lumbar support, new front and rear styling, and full-wrap rear fascia with ground effects. The performance of an optional 3.0-liter SOHC multipoint, fuel-injected V6 engine is available on either model.

Power Trains <sup>1</sup>			
Engine	Transaxle	Spirit	Spirit ES
2.5-liter SOHC 4-cylinder Horsepower: 100 @ 4,800 rpm Torque (lb-ft): 135 @ 2,800 rpm Bore and Stroke: 3.44" x 4.09" Compression Ratio: 7.8:1	5-speed manual overdrive	S	
	3-speed automatic	O	S
3.0-liter SOHC MPI V6 <sup>2</sup> Horsepower: 141 @ 5,000 rpm Torque (lb-ft): 171 @ 2,400 rpm Bore and Stroke: 3.59" x 2.99" Compression Ratio: 8.9:1	3-speed automatic	O	O
	Electronic 4-speed automatic	O	O

S = Standard O = Optional  
<sup>1</sup> Emissions controls and testing required at extra cost on all vehicles registered in California. Not available otherwise.  
<sup>2</sup> Built by Mitsubishi Motors Corporation.

Spirit interior shown in Champagne.



Spirit ES shown in Bright White Clear Coat.





Shadow ES shown in Emerald Green Clear Coat.

"...high performance at an entry level price tag."

—Motor Trend

Available in both two- and four-door liftback and convertible models, Shadow offers the security of a driver-side air bag, the traction of front-wheel drive and the sure stopping ability of power-assisted brakes. New for '93 is the availability of an antilock brake system (ABS).

Also new is an optional 141-horsepower overhead cam V6 engine featuring sequential multipoint fuel injection and your choice of a five-speed manual or four-speed automatic transaxle — available on every Shadow ES.

Shadow also offers a choice of money-saving Customer-Preferred™ Option Packages, some of which include air conditioning at no charge.\*

\*Savings on option packages and no-charge air conditioning based on cost of package items if purchased separately.

Power Trains*			
Engine	Transaxle	Shadow	Shadow ES
<b>2.2-liter EFI 4-cylinder</b> Horsepower: 93 @ 4,800 rpm Torque (lb-ft): 122 @ 3,200 rpm Bore and Stroke: 3.44" x 3.62" Compression Ratio: 9.5:1	5-speed manual	S	
	3-speed automatic	O	
<b>2.5-liter EFI 4-cylinder</b> Horsepower: 100 @ 4,800 rpm Torque (lb-ft): 135 @ 2,800 rpm Bore and Stroke: 3.44" x 4.09" Compression Ratio: 8.9:1	5-speed manual	O	S
	3-speed automatic	O	O
<b>3.0-liter SOHC MPI V6†</b> Horsepower: 141 @ 5,000 rpm Torque (lb-ft): 171 @ 2,400 rpm Bore and Stroke: 3.59" x 2.99" Compression Ratio: 8.9:1	5-speed manual		O
	4-speed electronic automatic		O

S = Standard O = Optional  
† Emissions controls and testing required at extra cost on all vehicles registered in California. Not available otherwise.  
\* Built by Mitsubishi Motors Corporation.

**Luxury, room and contemporary styling.**

Big luxury car buyers don't have to be big spenders. Witness the 1993 Dodge Dynasty.

Dynasty is extremely popular thanks to features such as a driver-side air bag, a choice of two powerful V6 engines and the safety of an available antilock brake system (ABS). Available with selected Customer-Preferred™ packages on both Dynasty and Dynasty LE is a special Brougham padded vinyl roof. Dynasty LE

Dynasty LE Brougham shown in Bright White Clear Coat.



also features an optional eight-way, power-adjustable driver and passenger seat and the driver's seat "remembers" your preferred seating position.

Power Trains*			
Engine	Transaxle	Dynasty	Dynasty LE
<b>2.5-liter EFI 4-cylinder†</b> Horsepower: 100 @ 4,800 rpm Torque (lb-ft): 135 @ 2,800 rpm Bore and Stroke: 3.44" x 4.09" Compression Ratio: 9.5:1	3-speed automatic	S	
	4-speed electronic automatic	O	S
<b>3.3-liter SMPI V6</b> Horsepower: 147 @ 4,800 rpm Torque (lb-ft): 183 @ 3,600 rpm Bore and Stroke: 3.66" x 3.19" Compression Ratio: 8.9:1	4-speed electronic automatic	O	O

S = Standard O = Optional  
† Emissions controls and testing required at extra cost on all vehicles registered in California. Not available otherwise.  
\* Not available in California.  
\* Built by Mitsubishi Motors Corporation.



Colt GL four-door shown in Dark Maroon Pearl Coat with optional Sport Appearance Package.

**All-new aerodynamic styling surrounds a spacious interior.**

The all-new Dodge Colt is a renaissance in small car design. Colt's styling is fresh, distinctive and innovative.

Available in Colt and Colt GL two- and four-door models, this new entry can accommodate up to five people and their luggage. Colt's smooth ride and deft handling are enhanced by independent front and rear suspension and available power-assisted steering.

Colt's standard 1.5-liter, 12-valve engine features multipoint fuel injection. This efficient power plant is matched to a standard five-speed manual transaxle or an optional three-speed automatic on Colt GL two-door models.

Standard power on the Colt GL four-door is a spirited new 1.8-liter, 16-valve MPI engine, which is also available on Colt four-door models.



Colt GL two-door shown in Vivid Red with optional Sport Appearance Package.

Colt GL interior shown in Gray.



Power Trains					
Engine	Transaxle	Colt 2-door	Colt GL 2-door	Colt 4-door	Colt GL 4-door
<b>1.5-liter SOHC 12-valve SMPI</b> Horsepower: 92 @ 6,000 rpm Torque (lb-ft): 93 @ 3,000 rpm Bore and Stroke: 2.97" x 3.23" Compression Ratio: 9.2:1	5-speed manual overdrive	S	S	S	
	3-speed automatic		O		
<b>1.8-liter SOHC 16-valve SMPI</b> Horsepower: 113 @ 6,000 rpm Torque (lb-ft): 116 @ 4,500 rpm Bore and Stroke: 3.19" x 3.50" Compression Ratio: 9.5:1	5-speed manual overdrive			O†	S
	4-speed electronic automatic			O†	O

S = Standard O = Optional  
† Includes F17S/70R13 tires, and touring suspension.



**MAGNUM 3.9-liter V6**  
 • 180 horsepower at 4,800 rpm  
 • Dakota, Ram Van and Ram Wagon: 225 pound-feet of torque at 3,200 rpm  
 • Ram Pickup: 220 pound-feet of torque at 3,200 rpm

**MAGNUM 5.2-liter V8**  
 • Ram Pickup, Ramcharger and Dakota: 230 horsepower at 4,800 rpm  
 • Ram Pickup, Ramcharger and Dakota: 280 pound-feet of torque at 3,200 rpm  
 • Ram Van and Ram Wagon: 235 horsepower at 4,800 rpm  
 • Ram Van and Ram Wagon: 285 pound-feet of torque at 3,600 rpm

**New MAGNUM 5.9-liter V8**  
 • Ram Pickup, Ramcharger, Ram Van and Ram Wagon:  
 • 230 horsepower at 4,000 rpm  
 • 325 pound-feet of torque at 3,200 rpm (Light-Duty Cycle)  
 • 330 pound-feet of torque at 2,800 rpm (Heavy-Duty Cycle)

**MAGNUM 5.9-liter Cummins Intercooled Turbo Diesel**  
 • 160 horsepower at 2,500 rpm  
 • 400 pound-feet of torque at 1,700 rpm

Shown below left to right: Dakota Super LE Club Cab 4x4 shown in Flame Red Clear Coat and Silver Star Metallic Clear Coat. Ramcharger Canyon Sport 4x4 shown in Flame Red Clear Coat and Light Sand Metallic Clear Coat. Power Ram 150 4x4 Super LE shown in Black Clear Coat.

**KEEP AMERICA POWERFUL.**

A new MAGNUM 5.9-liter V8 joins the successful family of MAGNUM Series engines for a choice of power available only from Dodge Truck. Each of these state-of-the-art MAGNUM engines is the most powerful in its class and is designed for heavy-duty use, long life and minimum maintenance. In just one year, Dodge MAGNUM engines have provided over 1.7-billion miles of work and recreational power for demanding truck owners across America.

**Today's Dodge trucks, gas and diesel, can out-power any other line of pickups you can buy.\***

Because you want a truck for what it will actually do, our first priority at Dodge is to make our trucks the most capable. That's why Dodge trucks are Ram tough: built to take the punishment dished out by big jobs, bad roads, no roads, long hauls, lousy

weather, stop-and-go traffic and the daily grind. Name your nightmare. Dodge trucks are designed to get you through it and get your job done with unbeaten reliability.

Only Dodge combines proven, job-rated toughness with the best-in-class horsepower of the MAGNUM 3.9-liter V6 and MAGNUM 5.2-liter V8 offered on Ram Pickups, Dakotas, Ramchargers, Ram Vans and Ram Wagons — plus the newest state-of-the-art MAGNUM Series engine: a potent 5.9-liter V8 available on Ram Pickups, Ramchargers, Ram Vans and Ram Wagons.

Only Dodge offers you the awesome, unmatched towing power and efficiency of the Cummins Intercooled Turbo Diesel engine: 400 pound-feet of torque at 1,700 rpm — a world-class advantage available on Ram 250/350 Pickups.

\* Overall total score of combined 1992 model segment comparison. Certified by SCORE International, January, 1992.





**"Tow Vehicle of the Year.™"**

— Trailer Boats

The most powerful lineup of full-size pickups in America offers you 15 Ram-tough models to meet your needs with an unmatched choice of state-of-the-art gas and diesel engines.

**MAGNUM power tool. Towmobile. Loyal worker. Weekend escape machine.** Whatever your needs in a full-size pickup, there's a Ram Pickup to meet them, with many possible combinations available. Choose from: Short and long wheelbase models • Regular cabs • Club Cabs with an extra 34 cubic feet of cab room • Single- or dual-rear-wheel models • Two- or four-wheel-drive payloads from 1,660 to 5,400 pounds • Gross Vehicle Weight Ratings up to 10,100 pounds • Gross Combination Weight Ratings (truck and trailer) up to 17,000 pounds • MAGNUM V6, MAGNUM V8 or Cummins Intercooled Turbo Diesel power...and more.

In addition, Customer-Preferred™ Advantage Packages let you equip Ram Pickups to match your needs while saving money with big discounts equal to NO CHARGE equipment.\* Choose from the Work Advantage, Work Special or top-of-the-line Super LE packages.

\* Dodge Ram 350 Club Cab Dually with a Cummins Intercooled Turbo Diesel engine.  
 † Package savings based on price of equipment if purchased separately.

Trailer Towing Capability			
Model	Max. Trailer Wt	Model	Max. Trailer Wt
150 4x2	8,500 lbs	150 4x4	8,100 lbs
150 Club Cab 4x2	8,200 lbs	150 Club Cab 4x4	7,800 lbs
250 4x2	11,900 lbs	250 4x4	11,400 lbs
250 Club Cab 4x2	11,600 lbs	250 Club Cab 4x4	11,100 lbs
350 4x2	11,900 lbs	350 4x4	11,400 lbs
350 Dually 4x2	11,700 lbs	350 Dually 4x4	11,200 lbs
350 Club Cab Dually 4x2	11,400 lbs	350 Club Cab Dually 4x4	10,900 lbs


Engine/Transmission Availability	
MAGNUM 3.9L V6	5-spd manual OD 3-spd automatic (4x2 only) 4-spd automatic OD (4x4 only)
MAGNUM 5.2L V8	5-spd manual OD 4-spd automatic HD OD
MAGNUM 5.9L V8	5-spd manual OD 3-spd automatic HD (4x4 only) 4-spd automatic HD OD
MAGNUM 5.9L Cummins Turbo Diesel	Getrag 5-spd manual HD OD 4-spd automatic HD OD

Engine and transmission combinations shown are not available on all models. Consult your dealer for actual availability. OD-Overdrive. HD-Heavy-duty.

Above: Ram 350 Super LE Club Cab Dually with Cummins Intercooled Turbo Diesel engine shown in Black Clear Coat.

Bottom left: Ram 150 4x4 short bed with Super LE Advantage Package shown in Black Clear Coat and Ram 150 4x2 with the Work Special Package shown in Flame Red Clear Coat.

Bottom right: Ram Club Cab Super LE interior shown in Spice.





Dakota Super LE Club Cab 4x4 shown above in Flame Red and Silver Star Clear Coat.

**"Pickup Truck of the Year.\*\*"**  
— Four Wheeler

An available **MAGNUM 5.2-liter V8** is one of the reasons *Four Wheeler* named the Dakota Club Cab 4x4 its 1992 Pickup Truck of the Year. Of course, it didn't hurt that Dakota also offers the largest payload, biggest bed, best trailer towing capability and best ride and handling in its class.

Dakota's **unique midsize design** provides extra inches of head, hip and shoulder room you and your passengers won't find in any compact pickup from Ford, Chevy or the imports. And three adults can sit comfortably up front in a Dakota.

If a compact pickup is too small for your needs, but a full-size pickup is more truck than you want, Dakota Club Cab offers a unique solution: a midsize design that combines the best of both worlds. Nineteen inches longer inside than a Dakota regular cab, the industry's only midsize Club Cab has more in-cab cargo room than any compact competitor. Payload capacities up to 2,000 pounds are available on Dakota Club Cabs — a higher maximum payload than any compact competitor and comparable to payloads on some full-size pickups.

**Customer-Preferred<sup>SM</sup> Advantage Packages** let you add valuable equipment with big package discounts equal to getting many items at **NO CHARGE!** Choose from Sport, Special LE and top-of-the-line Super LE Packages.

\*1992 Dakota Club Cab 4x4 with MAGNUM 5.2-liter V8 engine.  
\*Package savings based on price of equipment if purchased separately.



Dakota Super LE Club Cab interior shown in Spice.

Trailer Towing Capability	
Model	Max. Trailer Wt
Dakota "S"	2,800 lbs
Dakota 4x2	6,900 lbs
Dakota Club Cab 4x2	6,700 lbs
Dakota 4x4	6,600 lbs
Dakota Club Cab 4x4	6,400 lbs

Consult dealer for information regarding necessary equipment and driveline combinations for proper trailer towing applications.

Engine/Transmission Availability	
2.5L 4-cylinder	5-spd manual OD
MAGNUM 3.9L V6	5-spd manual OD 4-spd automatic OD
MAGNUM 5.2L V8	4-spd automatic HD OD

Engine and transmission combinations shown are not available on all models. Consult your dealer for actual availability. OD-Overdrive. HD-Heavy-duty.



Dakota 4x2 Sport shown in Electric Blue Metallic Clear Coat and Dakota 4x4 Sport shown in Flame Red Clear Coat.

Dakota Special LE shown in Dark Spectrum Blue Metallic Clear Coat and Light Sand Metallic Clear Coat.





Power Ram 50 shown in Dark Silver Metallic.

"They can get the job done. When reliability counts, Ram or Power Ram 50s will be there to be counted."

— Road & Track Truck & Van Buyer's Guide

A lower price, excellent fuel economy, and bumper-to-bumper advantages make Dodge Ram 50 one of today's best values in a small pickup. Choose either a short- or long-wheelbase two-wheel-drive Ram 50, or a short-wheelbase four-wheel-drive Power Ram 50 model.

You'll get a standard 2.4-liter engine and the precise response of a five-speed manual transmission with overdrive. To get you off-road and back, Power Ram 50 comes with skid plates and smooth-riding independent front torsion-bar suspension, plus automatic locking front hubs so you can shift from two-wheel drive to four-wheel drive without leaving the cab.

With a standard payload rating of 1,580 pounds, Ram 50 is the small pickup you can take out on a big job, while a four-wheel-drive Power Ram 50 can haul a payload on- or off-road up to 1,805 pounds. Properly equipped, both models can tow up to 3,500 pounds. And new rear-wheel antilock brakes are standard for 1993.



Reclining cloth bucket seats trimmed with vinyl are standard on SE models, shown in Charcoal.

Engine/Transmission Availability	
2.4L EFI 4-cylinder	5-spd manual OD 4-spd automatic OD

Engine and transmission combinations shown are not available on all models. Consult your dealer for actual availability. OD-Overdrive.

Trailer Towing Capability	
Model	Max. Trailer Wt
Ram 50 4x2	3,500 lbs
Power Ram 50 4x4	3,500 lbs

Consult dealer for information regarding necessary equipment and driveline combinations for proper trailer towing applications.



Ramcharger Canyon Sport 4x2 and 4x4 models available in Black Clear Coat, Bright White Clear Coat, Flame Red Clear Coat and Emerald Green Pearl Coat — all with a secondary lower color of Light Sand Metallic Clear Coat.

"It looks like a near bullet-proof vehicle...Looks, in this case, don't deceive."

— Road & Track Truck & Van Buyer's Guide

America's most powerful sport utility vehicle continues to out-horse the competition with even more MAGNUM power in 1993. In addition to the standard MAGNUM 5.2-liter V8, Ramcharger offers an available new MAGNUM 5.9-liter V8 — for more horsepower and torque than any competitive engine of comparable size.

Ramcharger is the only full-size sport utility available as a 4x4 or a 4x2. And Ramcharger 4x4 lets you shift-on-the-fly between two- and four-wheel-drive High while traveling at speeds up to 55 mph. Combine that capability with interior comfort for up to five passengers and available luxury options included in the Super LE and Canyon Sport Advantage Packages, and you've got a truck that gives you its best — both on and off the road.

For a smooth, level ride, every Ramcharger features computer-selected springs and gas-charged shock absorbers all around. And to help you stop safely, rear-wheel antilock brakes are standard.



Ramcharger LE interior shown in Charcoal.

Engine/Transmission Availability	
MAGNUM 5.2L V8	4-spd automatic HD OD
MAGNUM 5.9L V8	4-spd automatic HD OD

Engine and transmission combinations shown are not available on all models. Consult your dealer for actual availability. OD-Overdrive. HD-Heavy-duty.

Trailer Towing Capability	
Model	Max. Trailer Wt
Ramcharger 4x2	7,500 lbs
Ramcharger 4x4	7,500 lbs

Consult dealer for information regarding necessary equipment and driveline combinations for proper trailer towing applications.



Above: Maxivan 350 shown in Colorado Red Clear Coat.



Left: Ram Wagon 250 LE shown in Dark Quartz Gray Metallic Clear Coat and Platinum Silver Metallic Clear Coat.

Below: Caravan C/V shown in Bright White Clear Coat.

"Warehouse on wheels."

— Road & Track Truck & Van Buyer's Guide

For 1993, Dodge offers America's most powerful line of full-size vans and wagons, thanks to its MAGNUM Series engines. The MAGNUM 3.9-liter V6 and 5.2-liter V8 engines feature sequential multipoint fuel injection for exceptional power and torque — plus good fuel economy. New for '93 is a MAGNUM 5.9-liter V8 SMPI engine for high-torque hauling and towing needs.

Dodge Ram Vans and Wagons are available in three body sizes and two wheelbases. And Dodge offers more available door combinations than either Ford or Chevy, including the only single rear door in the industry.

Customer-Preferred<sup>SM</sup> Advantage Packages, available on both Ram Vans and Ram Wagons, let you add valuable equipment such as a MAGNUM 5.2-liter V8, automatic transmission and air conditioning with big discounts on these and other items equal to no charge.\* Choose from Tradesman Advantage or Conversion Ready Packages.



Caravan C/V Engine/Transmission Availability <sup>1</sup>		Ram Van and Wagon Engine/Transmission Availability <sup>1</sup>	
2.5L 4-cylinder	5-speed manual 3-speed automatic	MAGNUM 3.9L V6	5-spd manual OD 3-spd automatic
3.0L V6 <sup>2</sup>	3-speed automatic	MAGNUM 5.2L V8	3-spd automatic 4-spd automatic OD
3.3L V6	4-speed automatic	MAGNUM 5.9L V8	4-spd automatic HD OD

<sup>1</sup> Engine and transmission combinations are not available on all models. See your dealer for actual availability.  
<sup>2</sup> Built by Mitsubishi Motors Corporation.  
 OD—Overdrive HD—Heavy-duty

\*Package savings based on price of equipment if purchased separately.



Above: Dual-rear-wheel Ram 350 4x4 with Cummins Intercooled Turbo Diesel shown in Flame Red Clear Coat. The 60-inch cab-axle chassis features a GVW of 11,000 pounds which allows it to easily handle the jobs faced by this three-yard dump body.



Left: Ram 250 Cummins-powered 4x4 shown in Bright White Clear Coat.

Below: Dakota 4x2 shown in Bright White Clear Coat.

"...the power available is more than enough to pull a house trailer. Or a house."

— Road & Track Truck & Van Buyer's Guide

Dodge understands that you buy a work truck for one reason — to get your job done. The purchase of this truck is a big investment that has to pay off. So we make sure your truck fits your job exactly by offering a wide range of pickups, vans and chassis cab models with a variety of wheelbases, cargo and towing capacities as well as money-saving Customer-Preferred<sup>SM</sup> Advantage Packages.\*

To do a job well day in and day out, a truck has to be extremely capable. For this reason, we make you a Simple Promise: "Dodge Trucks provide more power, payload and trailer towing than comparable trucks offered by the competition." We simply can't be beaten in these important areas and that's a competitive edge you can bank on.

\*Package savings based on price of equipment if purchased separately.



Your Dodge dealer offers "one stop shopping" by working closely with a wide variety of custom truck upfitters. Together, they will build you a truck that is right for your kind of job.

## CustomerOne

The performance of a dealership's sales staff and service department is every bit as important as a vehicle's performance. Dodge realizes that and so does Chrysler Corporation. That's why the Corporation is spending millions of dollars to educate every one of its dealership employees in the new corporate culture taking root at Chrysler.

In the end, this training will ensure that no one will be able to serve you better in the selection, maintenance and repair of your next new vehicle than your Dodge dealer.

### Owner's Choice Protection Plan\*

The Dodge Owner's Choice Protection Plan\* is an industry exclusive. No other '93 car or truck offers you a choice of:

- A 12-month or 12,000-mile (12/12) Basic Limited Warranty\* with a seven-year or 70,000-mile (7/70) Power Train Limited Warranty.\*
- Or a three-year or 36,000-mile Basic Bumper-to-Bumper Limited Warranty.\*
- In addition, Cummins Intercooled Turbo Diesel models feature an exclusive seven-year or 100,000-mile Engine Warranty.\*
- Import vehicles are covered by a 12-month or 12,000-mile Limited Warranty\* with a seven-year or 70,000-mile (7/70) Power Train Limited Warranty. Or you can choose a three-year or 36,000-mile (3/36) Bumper-to-Bumper Limited Warranty\* with a five-year or 60,000-mile (5/60) Power Train Limited Warranty.\*
- Viper RT/10 is covered by a three-year or 36,000-mile (3/36) Bumper-to-Bumper Limited Warranty.\*

\*See your dealer for details and restrictions on these limited warranties.

### Chrysler Service Contracts

Additional peace-of-mind protection for vehicle owners is available through optional Chrysler Service Contracts. These contracts are available in a variety of time and mileage combinations to meet your particular driving needs.

### Mopar Customer Care

There's only one sure way to keep your Dodge car or truck performing at its optimum mile after mile. Just make sure it's serviced regularly at your nearby Dodge dealer. That's where you'll find first-rate service

technicians specially trained in the maintenance and repair of your new Dodge. They've been provided with all the sophisticated equipment today's cars and trucks demand. And they have immediate access to a complete stock of genuine Mopar replacement parts that can make the difference between trouble-free driving and the unacceptable alternative. Mopar offers a full line of accessories for Dodge cars and trucks including alarm systems, compact disc changers, bedliners and trailer hitches. See your dealer for a complete listing of these Mopar accessories.

### PURCHASE ALTERNATIVES AND ASSISTANCE

#### CHRYSLER CREDIT FINANCING

Chrysler Credit offers a variety of finance programs that help make your new Dodge car or truck even more affordable. These flexible finance programs can be tailored to suit your budget and your lifestyle. They include Gold Key Plus, College Graduate Plans, Gold Key Lease, Retail Financing and other special payment plans. Ask your salesperson for details.

#### Consider Leasing

Many of today's new vehicle prospects are wisely considering leasing as an alternative to buying. Leasing a new Dodge car or truck usually involves a small security deposit and a first-month's lease payment. Monthly payments are usually less than financing a new car purchase. Ask your dealer for details.



#### Physically Challenged Assistance Program

Cash reimbursements of up to \$500 are available for purchase and installment of adaptive driving aids or passenger equipment on new 1993 Chrysler Corporation cars, trucks or vans. For further information, contact your dealer or the PHYSICALLY CHALLENGED RESOURCE CENTER AT 1-800-255-9877.



OFFICIAL SPONSOR  
OF THE 1994 U.S.  
OLYMPIC TEAM



#### Dodge Reminds You to "Tread Lightly"

Dodge urges that all off-road vehicles be used with an appreciation of the natural beauty and resources of our land. Practicing "Tread Lightly" policies helps to protect nature, ensuring that it will be ours to enjoy for many years to come. Dodge supports the U.S. Forest Service's "Tread Lightly" Program and reminds you that when you go off-road, go easy on the environment.

**Buckle up for safety.**

Certain models, packages and options are subject to specific restrictions, requirements or late availability. See your dealer for the latest ordering information.

All product illustrations are based on current information at the time of publication approval. Although descriptions are believed correct, accuracy cannot be guaranteed. Chrysler Corporation reserves the right to make changes from time to time without notice or obligation in prices, specifications, colors and materials, and to change or discontinue models. See your dealer for the latest information.