

Onward.



2013 Fisker Karma

**The World's  
First High  
Performance  
Electric Luxury  
Vehicle With  
The Freedom  
To Plug In Or  
Fill Up.**

### **Responsible Luxury**

Finally, sustainable design without compromise. Introducing the Fisker Karma, the first true electric luxury vehicle with extended range.

### **Performance**

High impact performance, low impact on the environment. 403 horsepower, a 300 mile/483 km extended range (EVer™) and 100 MPG/160 km achievable.

### **Freedom**

The freedom to plug in or fill up. Choose all electric Stealth Mode or fuel assisted Sport Mode with a simple shift of the paddle.







### Extended Range

Introducing the world's first electric luxury vehicle with extended range.

**EVER**™ stands for Electric Vehicle extended range, meaning Fisker drivers can either recharge or refuel to enjoy complete driving freedom.

The Karma's powertrain uses the internal combustion engine (ICE) in series with a generator and the Lithium-ion battery to power the electric motors that turn the rear wheels — giving up to 50 mi/80 km of electric driving. After that, the internal combustion

engine engages to generate energy for the electric motors, providing up to an additional 250 mi/400 km of range.

## Solar Roof

The world's largest seamless solar glass roof for a production vehicle provides Karma drivers up to 200 miles (321 km) per year of completely emission- and cost-free driving. A dynamic splayed pattern was

developed to improve efficiency by optimizing maximum sunlight angles. This unique solar roof also produces energy to help power the Karma's interior cooling system.







## **A Design Philosophy Inspired By Nature.**

### **The Elements**

From the elegant lines of windswept sand dunes to the muscular grace of a tiger, the Fisker Karma's design was inspired by the natural world and the beauty that surrounds it.

### **Water-Based Paint**

Diamond Dust™ is the first ever high-ratio glass flake paint used on a production vehicle. The 35%-55% recycled glass flake mixture releases zero volatile organic compounds into the atmosphere.

### **Reclaimed Wood**

The interior wood trim is crafted from certified Fallen, Sunken and Rescued Wood™, ensuring that no live growth is ever used.



### Performance

The Karma's lightweight aluminum spaceframe and load-leveling shock absorbers deliver nimble handling and responsive driving dynamics. Paired with dual-electric motors capable of producing up to 959 ft-lb (1300 Nm)

torque, the Fisker Karma defines a new era of electric exhilaration.

### Driving Modes

The Karma features two driving modes: Stealth Mode for relaxed and efficient electric driving and Sport Mode to access the vehicle's full power.

### Stealth Mode

- Top speed 95 mph (153 km/h)
- Total range of up to 50 miles (80 km)

### Sport Mode

- Top speed 125 mph (200 km/h)
- 0-60 mph in 6.3 seconds
- Total range of up to 250 miles (400 km)





## Suspension

The Fisker Karma combines sports car suspension, lightweight materials, innovative packaging and tuning that results in flat cornering without the need for complex subsystems.

In addition, a low center of gravity, low roll gain, high roll damping and linear steering input buildup give

the Fisker Karma neutral handling response. Suspension kinematics ensures uniform tire footprint pressure distribution during roll.

## Brakes

The Fisker Karma uses an integrated braking system that combines traditional friction-based brakes with regenerative technology. Regenerative braking recovers kinetic energy during deceleration and feeds it back into the battery.

Electro-hydraulic actuated friction brakes

are controlled by a brake-by-wire system with push-through override for added safety.

World class components include: Brembo® Monobloc 6-piston calipers with massive 370 x 34 mm floating directionally ventilated front rotors and 4-piston calipers with 365 x 28 mm single-piece directionally

ventilated rear rotors. The monoblock design virtually eliminates any flex in the brake calipers for the best in braking performance.





## Refueling Optional.

### 50 Miles All Electric

Driving in all electric Stealth Mode provides a total range of up to 50 miles/80 km. Most people travel less than 35 miles/56 km per day.

### EVe<sup>™</sup>

EVe technology uses an electric generator and battery pack to power dual-electric motors without using gas to drive the wheels.

### 100 MPG

The patented Fisker EVe technology allows an extended range of up to 300 miles/483 km and 100 MPG/160 km achievable.



## Command Center

Fisker designers chose to simplify the car's dashboard controls by providing a single place to control multiple features. The Karma's dashboard contains just four buttons: Power (start/stop), Central Locking, Hazard Lights and Electric Glove Box Release.

An intuitive touchscreen interface controls the Karma's climate, premium audio, navigation, iPod™ control and Bluetooth® phone compatibility without the complex toggles and switches found in other premium luxury vehicles. The elegant, one piece design of the Command Center reflects Fisker's attention

to detail — a chrome bezel surrounds the flat screen glass surface, echoing the jewel-like quality of the instrument gauge cluster.

- Task specific visuals
- Haptic feedback touch responses
- Vibrant 10.2" touchscreen
- Contextual application displays

- Rear-view camera display (EcoSport, EcoChic)
- Solar roof energy capture display
- Environmental visualization options relative to Date/Time/ Location
- Quick, intuitive transitions between tasks/modes
- Variable engagement modes; accommodate user skill levels




• Deep Sunken White Oak.



• Sunken White Oak.



• Fallen Mahogany.



• Rescued Walnut Burl.



## Interior Wood Trim

The Karma's cabin is the perfect example of a dedication to the use of reclaimed, recycled and reusable materials enhanced with modern technology. Three types of interior wood trim are available in the Karma, all sourced from reclaimed lumber. No live growth is ever used.

## Rescued Wood™

Certified Rescued Wood sourced from the 2007 California wildfires in Orange County; walnut, pure grain finished naturally.

## Sunken Wood™

Certified Sunken Wood retrieved from the bottom of Lake Michigan as a result of the logging industry in the late 1800s.

## Fallen Wood™

Certified Fallen Wood sourced from old growth trees felled by California storms; mahogany, pure grain finished naturally.

● EcoChic

● EcoSport

● EcoStandard



#### • **Leather**

Treated at the world's first energy self-sufficient, closed-loop leather manufacturing plant with both gas and electricity generated on-site from by-products of the leather making process.

- Low pigmentation
- Chrome free
- One of the highest yields in the industry minimizing waste

#### • **EcoSuede**

100% recycled post-industry virgin polyester ultrasuede reduces energy consumption and CO<sub>2</sub> emissions by 80% during the recycling process.

Ultrasuede® EcoDesign™ products deliver on the promise of excellence through environmental responsibility, inherently beautiful design and flawless engineering.

#### **Exterior Sound**

Fisker Hybrid HZ exterior speakers emit a futuristic sound to warn approaching pedestrians/traffic.

#### **Interior Sound**

Premium audio system including:

- Four channel, six speaker configuration (EcoStandard)
- Six channel, eight speaker configuration with subwoofer (EcoSport, EcoChic)
- SiriusXM® Satellite Radio ready
- Bluetooth® handsfree phone compatibility

- AM/FM/MP3/USB/AUX Connectivity/Satellite
- Steering wheel audio and handsfree controls
- Voice activated handsfree navigation (EcoSport, EcoChic)


## Interior Colors




• Monsoon Tri-Tone™



• Black Sand Monotone™



• Glacier Tri-Tone™







• Canyon Tri-Tone™



• Dune Monotone™



• Earth Tri-Tone™



## Exterior Colors



Eclipse™



Silver Wind™



Inferno™



Deep Ocean™



- EcoChic
- EcoSport
- EcoStandard



White Sand™



Earth™



Laguna™



Shadow™



## Specifications

	EcoStandard	EcoSport	EcoChic		EcoStandard	EcoSport	EcoChic
<b>Ever™ "Electric Vehicle extended range" Powertrain</b>							
Type	Ever - Electric Vehicle extended range	•	•	•			
Drive	Rear Wheel Drive (RWD) dual-electric traction motors	•	•	•			
Electric Motors Torque	169 ft-lbs/1300Nm (2 x 479 ft-lbs/653Nm)	•	•	•			
Battery Type	Mid-mounted lithium ion battery pack w/ Nanophosphate™ technology	•	•	•			
Battery Capacity	20.1 kWh	•	•	•			
Battery Voltage	336V Nominal	•	•	•			
Charger	3.3 kWh on-board charger w/ 120V and 240V capability	•	•	•			
Range-Extending Engine	2.0L turbocharged direct injection 4-cyl gasoline engine	•	•	•			
Transmission	Single-ratio with limited slip differential	•	•	•			
Final Drive Ratio	4.1	•	•	•			
Solar Roof	Full length solar roof for extended range	•	•	•			
<b>EPA Fuel Economy</b>							
Driving Range (Electric)	Up to 50 miles/80 kilometers	•	•	•			
Driving Range (Total)	Up to 300 miles/483 kilometers	•	•	•			
Electric Vehicle Supply Equipment	120V Convenience Cord - Standard, 240V Wall Unit & Cord (Optional)	•	•	•			
<b>Performance</b>							
Top Speed (Limited)	125 mph/200 kph	•	•	•			
Acceleration 0-60 mph	6.3 sec (Sport Mode)	•	•	•			
Drag Coefficient	0.313 Cd	•	•	•			
Body Torsional Stiffness	34,000 Nm/degree	•	•	•			
<b>Key Safety Features</b>							
Total Airbags	8 total airbags: two-stage driver/passenger airbags with separate knee airbags, Full length side curtain and seat side airbags	•	•	•			
Construction	Proprietary aluminum frame with front and rear crush zones and side impact protection	•	•	•			
Brakes	Anti-lock Brake System (ABS) w/ Panic Brake Assist	•	•	•			
Dynamic Safety	Electronic Stability Control (ESC) w/ Traction Control System (TCS)	•	•	•			
Child Seating	Lower Anchors and Tethers for Children (LATCH) in passenger and rear seats	•	•	•			
Battery Awareness	Automatic battery disconnect	•	•	•			
	Signature Fisker external sound	•	•	•			
<b>Key Comfort &amp; Convenience Features</b>							
Fisker Command Center™	10.2" multifunction haptic touchscreen	•	•	•			
Standard Audio System	100 watts, 6 speakers, 4 channels	•	•	•			
Premium Audio System	295 watts, 8 speakers including subwoofer, 6 channels	•	•	•			
Audio Inputs	AM, FM, MP3, USB, and AUX audio inputs, SiriusXM® Radio Ready (North America)	•	•	•			
Communications	Bluetooth® handsfree phone compatibility	•	•	•			
Climate Control	Dual-zone automatic air conditioning with heated front and rear seats	•	•	•			
Seating	6-way power front seats with lumbar adjustment and memory	•	•	•			
Lighting	Bi-Xenon headlamps with LED interior lighting	•	•	•			
Mirrors	Auto-dimming rear and side view mirrors	•	•	•			
Controls	Steering wheel mounted audio and phone controls	•	•	•			
Accessibility	Keyless ignition with push-button start, HomeLink® (North America)	•	•	•			
Navigation	Voice activated, handsfree with turn-by-turn directions	•	•	•			
Rear View Camera	Trunk lid mounted standard rear view camera	•	•	•			
Leather Interior	Low pigmentation, high yield	•	•	•			
EcoSuede Interior	100% post-industrial textile	•	•	•			
<b>Suspension</b>							
<b>Suspension Type</b>							
	4-wheel independent suspension with Short-Long Arm (SLA) architecture	•	•	•			
<b>Front</b>							
	Monotube coil-over with aluminum control arms and stabilizer bar	•	•	•			
<b>Rear</b>							
	Load-leveling coil-over with aluminum control arms and stabilizer bar	•	•	•			
<b>Ground Clearance</b>							
	5.6/142 (in/mm)	•	•	•			
<b>Steering Type</b>							
	Rack and pinion with variable speed, electro-hydraulic power assist	•	•	•			
<b>Steering Ratio</b>							
	Variable 14.5:1 to 16.1:1	•	•	•			
<b>Steering Turns Lock-to-Lock</b>							
	2.7 turns	•	•	•			
<b>Turning Circle Curb-to-Curb</b>							
	40.4/12.3 (ft/m)	•	•	•			
<b>Turning Circle Wall-to-Wall</b>							
	41.1/12.5 (ft/m)	•	•	•			
<b>Brakes</b>							
<b>Type</b>							
	4-wheel disc brakes with electro-hydraulic boost	•	•	•			
<b>Front</b>							
	Brembo® 370x34mm 2-piece rotors w/ 6-piston calipers	•	•	•			
<b>Rear</b>							
	Brembo® 365x28mm single piece rotors w/ 4-piston calipers	•	•	•			
<b>Regenerative</b>							
	Blended regenerative braking system with Hill Mode for increased efficiency	•	•	•			
<b>Parking</b>							
	Electrically actuated rear parking brake	•	•	•			
<b>Wheels/Tires</b>							
<b>Front</b>							
	22x8.5" Circuit Blade™ aluminum wheels w/ 255/35WR22 tires	•	•	•			
<b>Rear</b>							
	22x9.5" Circuit Blade™ aluminum wheels w/ 285/35WR22 tires	•	•	•			
<b>Winter Option</b>							
	21x8.5" with 245/40 VR 21 (front) and 21x9.0" with 265/40 VR 21 (rear) winter wheels and tires	•	•	•			
<b>Exterior Dimensions</b>							
<b>Wheelbase</b>							
	124.4/3160 (in/mm)	•	•	•			
<b>Overall Length</b>							
	196.6/4998 (in/mm)	•	•	•			
<b>Overall Width (mirrors included)</b>							
	84.0/2133 (in/mm)	•	•	•			
<b>Overall Height</b>							
	52.4/1330 (in/mm)	•	•	•			
<b>Front Track</b>							
	66.6/1692 (in/mm)	•	•	•			
<b>Rear Track</b>							
	67.0/1701 (in/mm)	•	•	•			
<b>Front Overhang</b>							
	35.9/913 (in/mm)	•	•	•			
<b>Rear Overhang</b>							
	36.4/925 (in/mm)	•	•	•			
<b>Interior Dimensions</b>							
<b>Seating Capacity</b>							
	4	•	•	•			
<b>Headroom, Front</b>							
	38.3/973 (in/mm)	•	•	•			
<b>Headroom, Rear</b>							
	35.7/908 (in/mm)	•	•	•			
<b>Legroom, Front</b>							
	42.6/1083 (in/mm)	•	•	•			
<b>Legroom, Rear</b>							
	31.4/798 (in/mm)	•	•	•			
<b>EPA Passenger Volume, Front</b>							
	53.8/1524 (ft³/liters)	•	•	•			
<b>EPA Passenger Volume, Rear</b>							
	35.0/991 (ft³/liters)	•	•	•			
<b>Luggage Compartment Volume</b>							
	6.9/195 (ft³/liters)	•	•	•			
<b>EPA Passenger Car Volume</b>							
	95.7/2710 (ft³/liters)	•	•	•			
<b>Capacities</b>							
<b>Fuel Tank</b>							
	9.0/35.7 (US gal/L)	•	•	•			
<b>Curb Weight</b>							
	5300/2404 (lbs/Kg)	•	•	•			
<b>Weight Distribution</b>							
	47/53 (F/R %)	•	•	•			

**Onward.**

