

# 2017 F-150



# LEADERS KEEP INNOVATING.

Two years ago, we altered the truck landscape forever by making the Ford F-150 body from high-strength, military-grade aluminum alloys<sup>1</sup> instead of steel. Last year, we led all pickups in the class<sup>2</sup> in max. payload capacity<sup>3</sup> and gas EPA-estimated highway fuel economy.<sup>4</sup> We also made it easier than ever to back up a trailer with our segment-first Pro Trailer Backup Assist.<sup>TM5</sup>

This year, the 100th anniversary of Ford trucks, it's full speed ahead. An all-new, 2nd-generation 3.5L EcoBoost<sup>®5</sup> is teamed with an all-new 10-speed SelectShift<sup>®</sup> automatic transmission<sup>5</sup> to deliver a best-in-class 470 lb.-ft. of torque, along with 375 horsepower. In the all-new 2017 F-150 RAPTOR, the best-performing, most capable, dune-running RAPTOR yet, a high-output version of the 3.5L EcoBoost powers this beast with a class-best 510 lb.-ft. of torque. You read that right. It's also mated to the 10-speed automatic to help keep the engine in its sweet spot. And that's not all. New SYNC<sup>®</sup> Connect<sup>5</sup> helps you communicate with your truck like never before. And the eye-catching style of STX<sup>5</sup> returns.

Ford F-150. Part of the legendary F-Series lineup that has been America's best-selling truck for nearly 4 decades. Look for us way out in front.



2017 F-150 | ford.com

NEW F-150 RAPTOR SuperCrew<sup>®</sup> 4x4 in Avalanche with available equipment. <sup>1</sup>6000-series aluminum alloy. <sup>2</sup>Class is Full-Size Pickups under 8,500-lbs. GVWR, based on Ford segmentation. <sup>3</sup>When properly equipped. See your Ford Dealer for specific equipment and other limitations. <sup>4</sup>EPA-estimated gas rating: 19 city/26 hwy/22 combined mpg, 2.7L EcoBoost, 4x2, 2016 model. <sup>5</sup>Available feature.



# THE BEST GETS EVEN BETTER.

## NEW FOR 2017

- All-new, 2nd-generation 3.5L EcoBoost® engine<sup>1</sup> with Auto Start-Stop Technology
- All-new 10-speed SelectShift® automatic transmission<sup>2</sup> with tow/haul and Sport modes
- All-new F-150 RAPTOR
- SYNC® Connect<sup>1</sup>
- Value and style return with F-150 STX<sup>1</sup>
- BLIS® with trailer coverage and cross-traffic alert<sup>1</sup>

## FIRST-IN-CLASS

- High-strength, military-grade, aluminum alloy body and cargo box
- 360-degree camera with Split-view Display<sup>1</sup>
- Remote tailgate release<sup>1</sup>
- Inflatable rear-seat outboard safety belts<sup>1</sup>

## BEST-IN-CLASS

- 470 lb.-ft. of torque<sup>1</sup> on F-150
- 510 lb.-ft. of torque<sup>2</sup> on F-150 RAPTOR
- Gas EPA-estimated highway fuel economy rating of 26 mpg<sup>3</sup>
- Max. payload capacity of 3,270 lbs.<sup>4</sup>
- Ford F-Series has been America's best-selling truck for 39 years

## CLASS-EXCLUSIVE

- Pro Trailer Backup Assist™<sup>1</sup>
- LED sideview mirror spotlights<sup>1</sup>
- Active park assist<sup>1</sup>
- Tailgate step<sup>1</sup>
- Smart Trailer Tow Connector™<sup>1</sup>
- Twin-panel moonroof<sup>1</sup>
- BoxLink™ with premium locking cleats<sup>1</sup>
- Stowable loading ramps<sup>1</sup>
- Adaptive cruise control & forward collision warning with brake support<sup>1</sup>



# BUILT FORD TOUGH.®

Climb into any F-150 – from XL through the all-new bad-as-Baja 2017 RAPTOR – and ride on the strongest frame ever created for it. A fully boxed, modular foundation comprised of up to 78% high-strength steel. This sturdy metal infuses the 8 rugged crossmembers (5 are through-welded) and large cross-section frame rails. It forms a perfect platform for our revolutionary truck body and cargo box made from high-strength, military-grade, aluminum alloys. A formulation that doesn't rust. And resists corrosion. In other words, it's engineered to stand up to punishment.

We build F-150 this way because we know what you do to your trucks. At work, you punish them. Loading. Hauling. At play, you push them. Mudding. Pulling the heaviest of loads. So it's good to know with more trucks on the road with 250,000 miles than any other brand, there's nothing tougher than Ford F-Series.<sup>1</sup> Plus, the 2016 F-150 Regular Cab has the lowest 5-Year Cost to Own in its class by Kelley Blue Book's kbb.com.<sup>2</sup> So from sunrise to sunset – and beyond – you can count on F-150 to tow, haul, work and play like no other.



2017 F-150 | ford.com

XLT SuperCrew® 4x4 in Ingot Silver with Chrome Package and available equipment. <sup>1</sup>Based on vehicle registration data and latest odometer readings available to Polk for 1992 and newer model year full-size pickups still on the road in the U.S. as of 04/01/16. <sup>2</sup>2016 model-year vehicle's projected cost to own for the initial five-year ownership period is based on the average Kelley Blue Book 5-Year Cost to Own data which considers depreciation and costs such as fuel and insurance. For more information, visit [www.kbb.com](http://www.kbb.com).



# TOPS IN SAFETY.



## SAFETY RATING




It's official. Ford F-150 is the *ONLY pickup truck* to earn these 2 honors: a 5-Star Overall Vehicle Score<sup>1</sup> from the National Highway Traffic Safety Administration (NHTSA) and a 2016 IIHS Top Safety Pick for the 2017 Ford F-150 (SuperCrew<sup>®</sup> and SuperCab) when equipped with optional forward collision warning. Proof positive that this is the safest F-150 ever.

In crash testing covering frontal, side and rollover crash worthiness, the 2017 Ford F-150 received the government's highest safety rating for every cab configuration.

To help reduce crush into the passenger compartment in certain front, side and rear impacts, a masterful mix of high-strength, military-grade, aluminum alloys works together with a unique frame structure. A patented 12-sided design in the high-strength-steel front-frame horn improves front-impact protection, compared to a traditional rectangular design, by helping to dissipate crash energy. Additional through-welded crossmembers bolster side-impact protection. An extruded rocker reinforcement helps reduce cab intrusion in certain front and side impacts, while roof strength is reinforced by a hydroformed roof rail supported by an extruded closed-section roof bow.

First-in-class inflatable rear safety belts<sup>2</sup> for outboard passengers join 6 standard airbags to enhance driver and passenger protection. To reduce injury risk in certain collisions, the fully inflated safety belt distributes crash energy across 5 times more of an occupant's body than a non-inflatable safety belt.



# 2ND GEN ECOBOOST

It's true. The best never rest. Our latest proof point: an all-new, 2nd-generation 3.5L EcoBoost® engine<sup>2</sup> that delivers a class-best 470 lb.-ft. of torque (50 lb.-ft. more than its predecessor). Across the speed range, that torque is the same or better than the previous 3.5L EcoBoost. Equally noteworthy: this all-new engine is teamed with an all-new, Ford built, 10-speed SelectShift® automatic transmission<sup>2</sup> for exceptional driveability.

With improved acceleration, plus better low-end and peak performance, our most advanced EcoBoost engine yet is exactly what's needed for hauling heavy loads and towing heavy trailers. To optimize fuel usage, standard Auto Start-Stop Technology can shut off the engine when the truck comes to a complete stop. Tuned for truck applications, it will not intervene in tow/haul mode, 4-wheel drive (4WD), or other circumstances that require the engine to drive essential components.

CLASS-BEST

**470**  
LB.-FT.  
TORQUE


**375**  
HORSE  
POWER

## 2.7L ECOBOOST V6

With a best-in-class gas EPA-estimated highway fuel efficiency rating of 26 mpg<sup>2</sup> this high-output, direct-injection twin-turbo engine<sup>1</sup> delivers impressive horsepower and torque numbers. Plus, up to 8,500-lb. max. towing capacity.<sup>3</sup> And up to 2,210-lb. max. payload capacity.<sup>3</sup> It's fuel efficiency – that works. Strength and durability come from compacted graphite iron (CGI) that forms the upper engine block and cylinders.

**375**  
LB.-FT.  
TORQUE

**325**  
HORSE  
POWER



**A new dual injection system** features both direct injection and port fuel injection. Two injectors per cylinder – one mounted in the intake port where air enters and another positioned inside the cylinder – work together to improve power output and efficiency.

**A dual-chain cam drive**, with less complexity than the single serpentine chain it replaces, helps to reduce overall NVH of the 2nd-generation 3.5L EcoBoost engine.

**An all-new roller-finger follower valvetrain** features more durable intake and exhaust valves, and hydraulic valve-lash adjusters that optimize engine durability over the life of the truck.

**All-new twin turbochargers** deliver more boost thanks to improved turbos and a lighter turbine wheel. New turbos work seamlessly with electric-activated wastegates, enhancing operating efficiency. And the lighter turbine wheel, made of high-temperature super alloy Mar-M-247 – developed by the aerospace industry – improves responsiveness.


**A more robust lower-end structure** – upgraded crankshaft, bearing system, and beefier connecting rod undercuts – helped engineers significantly increase the output of the 3.5L EcoBoost.

# 10 SPEEDS. COUNTLESS INNOVATIONS.

Continuing its relentless pace of innovation, the 2017 Ford F-150 debuts an all-new 10-speed SelectShift® automatic transmission<sup>1</sup> – the first production 10-speed RWD planetary transmission. Created with high-strength steel, along with aluminum alloys and composites to reduce weight, this all-new gearbox is paired with the all-new, 2nd-generation 3.5L EcoBoost® engine to deliver higher average power for acceleration – improving responsiveness and performance.

With a wide-ratio span and optimized gear spacing, including 3 overdrive gears, the 10-speed SelectShift automatic helps improve fuel efficiency<sup>2</sup> at highway speeds and during city driving, while maintaining max. towing capability at 12,200 lbs.<sup>3</sup> 10 speeds, along with an improved tow/haul mode, also enhance confidence while towing. An all-new electronic control system in the transmission features real-time adaptive shift-scheduling algorithms engineered to help ensure the right gear at the right time, including skip-shift and direct downshift capability.

There's already a truckload of reasons why the 2017 Ford F-150 is like no other pickup. An all-new 3.5L EcoBoost engine teamed with an all-new 10-speed SelectShift automatic add 2 more. With more than 20 patents approved or pending, this innovative powertrain is right at home in The Future of Tough.



**The 10-speed architecture**, featuring a Ford patented power flow and Ford patented direct-acting hydraulic controls, is designed for optimum ratio progression and efficiency and provides more accurate – and quicker – upshift and downshift capability.

**An integrated electric pump** works with the included Auto Start-Stop Technology to keep the transmission staged for seamless restarts and improved driving efficiency.

**Progressive range select** lets you select the operating range for automatic shifting (In Drive). Combined with SelectShift operation in manual mode, the 10-speed delivers a class-leading level of driver control.

**An off-axis variable displacement pump** and a patented ultra-low-viscosity automatic transmission fluid (ATF) improve operating efficiency. Combined with a high-efficiency filtration system, the transmission has a fluid change interval of 150,000 miles.

**A torque converter with integrated turbine clutch** contributes to light-weighting by shaving over 2.5 lbs. of weight and reducing the packaging footprint of the transmission.

# PURPOSEFUL POWER.

With 4 available engines, you can equip your 2017 F-150 with one that closely aligns with your wants and needs. All deliver capability and efficiency. Two EcoBoost® engines<sup>1</sup> provide remarkably balanced performance, blending potent low-end torque with impressive efficiency. Ford EcoBoost engines now power over 1,000,000 F-150 trucks. The all-new, 2nd-generation 3.5L EcoBoost tows 12,200 lbs.<sup>2</sup> The 2.7L earned the nickname "Pocket Hercules." Both can handle whatever you throw at them.

By improving power-to-weight ratios from the previous generation,<sup>3</sup> each F-150 engine can devote more power to your job. But that's not all. Lightweighting helps improve fuel efficiency. As does twin independent variable camshaft timing (Ti-VCT). Plus, Active Grille Shutters that can close at cruising speed to reduce drag. A Sport mode on all automatic transmissions, along with available SelectShift® capability, make all that power easy to engage. On the V8-equipped<sup>4</sup> F-150, a class-exclusive CNG/Propane Gaseous Engine Prep Package readies your truck to be upfit for compressed natural gas (CNG), propane autogas, or as a bi-fuel vehicle with the ability to seamlessly switch between CNG or propane and gasoline.<sup>4</sup>

## 3.5L Ti-VCT V6

This highly capable standard engine is designed for impressive power and durability. Twin independent variable camshaft timing (Ti-VCT) provides torque across a wide rpm range, as well as exceptional efficiency.

**1,910 lbs.** – Max. payload capacity<sup>2</sup>  
**7,600 lbs.** – Max. towing capability<sup>2</sup>  
**282 @ 6,250 rpm** – HP  
**253 lb.-ft. @ 4,250 rpm** – Torque  
**18 city/24 hwy/20 combined mpg**  
EPA-estimated fuel economy rating<sup>5</sup>

## 2.7L ECOBOOST

Specially designed components such as a variable-displacement oil pump, and piston connecting rods that use an offset I-beam, provide the strength to manage peak engine power levels while reducing weight for better responsiveness.

**2,210 lbs.** – Max. payload capacity<sup>2</sup>  
**8,500 lbs.** – Max. towing capability<sup>2</sup>  
**325 @ 5,750 rpm** – HP  
**375 lb.-ft. @ 3,000 rpm** – Torque  
**19 city/26 hwy/22 combined mpg**  
EPA-estimated fuel economy rating<sup>5</sup>

## 5.0L Ti-VCT V8

Mid-lock variable cam timing enhances fuel efficiency while maintaining this trusted V8's power and hardy low-end torque. Cast exhaust manifolds and a unique engine oil cooler allow for heavy-duty use and durability.

**3,270 lbs.** – Max. payload capacity<sup>2</sup>  
**11,000 lbs.** – Max. towing capability<sup>2</sup>  
**385 @ 5,750 rpm** – HP  
**387 lb.-ft. @ 3,850 rpm** – Torque  
**15 city/22 hwy/18 combined mpg**  
EPA-estimated fuel economy rating<sup>5</sup>

## 2ND-GEN. 3.5L ECOBOOST

With a completely new internal architecture, the workhorse of the F-150 lineup delivers increased performance and improved driveability.

**3,220 lbs.** – Max. payload capacity<sup>2</sup>  
**12,200 lbs.** – Max. towing capability<sup>2</sup>  
**375 @ 5,000 rpm** – HP  
**470 lb.-ft. @ 2,500 rpm** – Torque  
**18 city/25 hwy/21 combined mpg**  
EPA-estimated fuel economy rating<sup>5</sup>

FLEX FUEL

CNG

PROPANE

# 4xFORCE.

On XL through PLATINUM F-150 4x4 models, the "FX4 Off-Road" decals on your pickup box let everyone know you're ready for serious, off-road adventuring. The FX4 Off-Road Package equips your truck to get out there with an electronic-locking rear differential, underbody skid plates that help protect the front differential, transfer case and fuel tank, Hill Descent Control™ and off-road-tuned front shock absorbers. Monitor all the action from the driver's seat on the off-road display in the 8" productivity screen.<sup>1</sup> Check your truck's pitch, roll, steering angle and driveline status as you navigate the trail.

To better navigate tight spots on the trail, just utilize the 360-degree camera with Split-view Display.<sup>1,2</sup> Four cameras give you a 360° bird's-eye view around F-150, helping you maneuver down narrow off-road trails. To keep your view clear of dust and mud, the forward-facing camera includes a lens washer that's activated whenever the windshield washers are used.



2017 F-150 | ford.com

XLT SuperCrew® 4x4 in Ingot Silver with FX4 Off-Road Package, XLT SPORT Package and available equipment. <sup>1</sup>Available feature. <sup>2</sup>Can only be used at speeds up to 6 mph.

Try to avoid water higher than the bottom of the hubs and proceed slowly. Refer to your owner's manual for detailed information regarding driving through water.




# LEAN. MEAN. AND READY TO SCREAM.

After reengineering almost every part, we're proud to introduce our ultimate high-performance off-road pickup truck. The all-new 2017 F-150 RAPTOR. Use of advanced materials help it weigh in up to 500 lbs. lighter than its predecessor. Pair this weight savings with a High-Output 2nd-generation 3.5L EcoBoost® engine that produces up to 510 lb.-ft. of torque, and the power-to-weight ratio improves by 16%. It's a difference you're sure to feel on every trip. And that's only the beginning of the modifications we've made to RAPTOR that look like a wish list from every off-roader's dreams.

A new 4-wheel drive (4WD), torque-on-demand transfer case that makes RAPTOR even more of a beast off road. 44% larger FOX Racing Shox™ with 9-stage bypass damping. Nearly 2" more suspension travel front and rear, improving its already monstrous capability beyond the pavement. Exclusive, 2nd-generation BFGoodrich® KO2 tires with race-proven CoreGuard™ Technology built to take on the toughest off-road hazards with confidence. Bead-lock capable wheels,<sup>2</sup> a RAPTOR exclusive, that give you exceptional off-road performance. An all-new Terrain Management System™ with 6 selectable drive modes that allow you to optimize RAPTOR to driving conditions. Three steering modes for customized steering feedback. Plus, an exclusive interior environment with 6 standard auxiliary switches<sup>3</sup> in the overhead console from which to direct all the fun.



Terrain Modes



Baja



**510** | **450**  
**LB.-FT.** | **HORSE**  
**TORQUE** | **POWER**



With its high-strength-steel frame, torque-rich engines and advanced towing technologies, the 2017 Ford F-150 helps you keep your trailer where it belongs. In line. Equip F-150 with the 2nd-generation 3.5L EcoBoost® engine<sup>1</sup> and Max. Trailer Tow Package, and you'll have a max. towing capacity of 12,200 lbs.<sup>2</sup> Towing confidence is enhanced by BLIS® with new trailer coverage<sup>1,3</sup> and by the stabilization benefits of an integrated trailer brake controller<sup>1</sup> and standard trailer sway control.<sup>4</sup>

To maintain a consistent speed on steep grades, lock out upper gears with the progressive range select feature on the 6-speed SelectShift® automatic<sup>1,5</sup> and all-new 10-speed SelectShift automatic transmissions.<sup>1</sup> Both also feature tow/haul mode, for use when the truck is heavily loaded or when towing – which should be often with F-150. Standard hill start assist prevents you from rolling back on a grade by momentarily maintaining brake pressure until the engine delivers enough torque to move F-150 up the hill. Trucks equipped with the trailer brake controller<sup>6</sup> can automatically apply the trailer brake too.

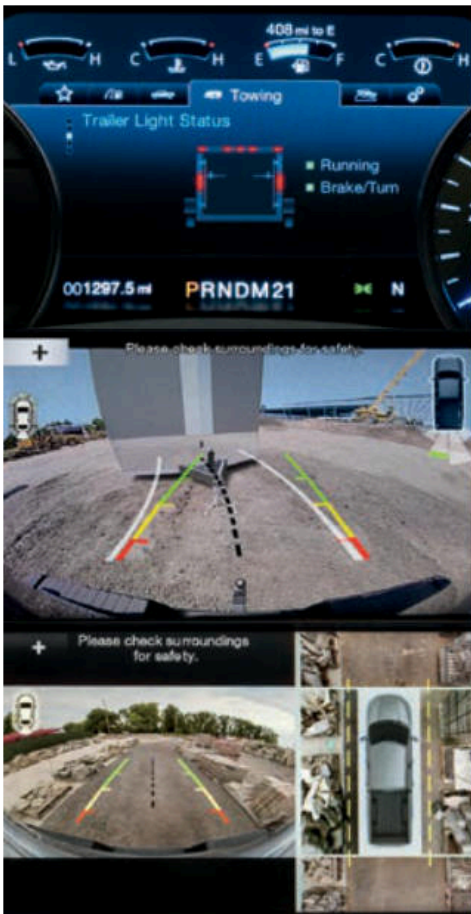
# READY, SET, TOW 12,200 LBS. MAX. TOWING



2017 F-150 | ford.com

**KING RANCH SuperCrew® 4x4 in Blue Jeans/Caribou two-tone with available equipment.** <sup>1</sup>Available feature. <sup>2</sup>When properly equipped. See your Ford Dealer for specific equipment and other limitations. <sup>3</sup>BLIS replaces standard integrated blind spot mirrors. <sup>4</sup>Remember that even advanced technology cannot overcome the laws of physics. It's always possible to lose control of a vehicle due to inappropriate driver input for the conditions. <sup>5</sup>Not available with standard 3.5L Ti-VCT engine. <sup>6</sup>Trailer brake controller verified to be compatible with electrically actuated drum brakes and certain electric-over-hydraulic brake systems. See your Ford Dealer for details.





## TOW-TO-TOW TECHNOLOGY.

Ford F-150 enhances your trailer-towing proficiency with smart technology. Easily line up truck and trailer with the black dashed line and curved white lines of dynamic hitch assist.<sup>1</sup> Our 360-degree camera with Split-view Display<sup>1,2</sup> works at low speeds in Forward and Reverse. Four cameras<sup>1</sup> let you see all sides of F-150 on the 8" color screen<sup>1</sup> in the center stack. A Smart Trailer Tow Connector<sup>1</sup> provides instrument cluster alerts about trailer connection status, along with lighting and trailer battery alerts and warnings. If something needs attention, you'll see it. Front and center.

Leveraging this advanced camera technology with electric power-assisted steering (EPAS), Pro Trailer Backup Assist™<sup>1,2</sup> makes the challenge of backing up a trailer easier than ever. At a crowded job site, into a garage, at a wooded campsite with a crowd watching, or almost anywhere. To operate the system once programmed, rotate the control knob to indicate how much the system should turn the trailer. Pro Trailer Backup Assist then automatically steers the truck to turn the trailer the desired amount. The system may limit vehicle speed to enhance comfort and control over a variety of surfaces. The result: less time to back up a trailer with improved confidence, even for experts.



Ford F-150 delivers best-in-class payload. Twice. When equipped with the 5.0L V8 engine<sup>1</sup> and Heavy-Duty Payload Package, F-150 leads all competitors with 3,270-lb. max. payload.<sup>2</sup> Next up? A similarly equipped F-150 with the 2nd-generation 3.5L EcoBoost<sup>®</sup> engine<sup>1</sup> at 3,220-lb. max. payload.<sup>2</sup> Carry up to 2,210 lbs.<sup>2</sup> with the 2.7L EcoBoost Payload Package.

Managing all that load is easy thanks to the best pickup box access in the class. To access the 77.4 cu. ft. of cargo volume,<sup>1</sup> steps are available on all 3 sides<sup>1</sup> and include deployable box side steps<sup>4</sup> for all box lengths. Our class-exclusive tailgate step,<sup>1</sup> fully integrated inside the tailgate, is virtually invisible when not in use. The grab handle is also stored inside the tailgate, which creates a flat surface for easier loading and a convenient work surface. When needed, the tailgate step drops down in one easy motion.

**CLASS-BEST**  
**3,270 LBS.**  
**MAX. PAYLOAD**





# WALL-TO-WALL INNOVATION.

Innovative features make accessing and managing your load incredibly easy in F-150. Our industry-first remote tailgate release<sup>1</sup> with power remote locking opens the tailgate with your key fob. Lock, unlock and lower it, hands-free. When activated, the tailgate gradually lowers. LED cargo box lighting<sup>4</sup> smartly illuminates the box with forward-facing LEDs. Turn them on, along with additional lamps centered above the rear window, with a switch in the bed or on the headlamp control in the cab. The LED illumination helps you quickly find tools or other items and is particularly helpful with a tonneau cover.<sup>1</sup>

Class-exclusive stowable loading ramps<sup>1</sup> help you ramp-up with ease. After attaching the ramps securely to the tailgate, you can load dirt bikes and ATVs simply and easily – without having to lift them into the bed. When done, stow the ramps with class-exclusive BoxLink™<sup>1</sup> with locking cleats. Interface plates inside the box allow you to attach S hooks, E-Track™ straps and so much more. Four removable and lockable premium cleats provide additional tie-down points to secure your cargo. You can also utilize the BoxLink interface plates when using the bed divider.<sup>1</sup> With so much smart functionality inside this box, you choose what's best for you.



# THROW IT SOME CURVES.

F-150 delivers “on-road manners... far better than some cars we’ve driven,” says fourwheeler.com. Its high-strength-steel frame provides torsional rigidity. High-strength, military-grade, aluminum alloys reduce weight. And a double-wishbone, independent front suspension and optimized tuning help smooth out rough spots. A refined braking system adds stopping confidence. Electric power-assisted steering (EPAS) supplies precise road feel. Staggered outboard shocks enhance stability. The result? A driving dynamic that inspires trust – whether the cargo box is empty or when working.

For enhanced control going into turns, standard Curve Control<sup>1</sup> can sense when you’re taking a turn too fast. When it does, the system can slow the truck’s speed by as much as 10 mph in about a second to help you maintain control. Add to your peace of mind with the knowledge that AdvanceTrac<sup>®</sup> with RSC<sup>®</sup> (Roll Stability Control<sup>™</sup>)<sup>1</sup> is standard on every F-150 as well. Providing enhanced stability in a wide range of driving conditions, the system selectively applies individual brakes and modifies engine power to help keep all 4 wheels firmly planted.



# TOUGH LOOKS OUT FOR YOU.

The 2017 Ford F-150 is here to help. Advanced driver-assist features<sup>1</sup> encourage your alertness. Sophisticated radar<sup>1</sup> calls attention to vehicles in your blind spots. And a strategically placed camera<sup>2</sup> monitors your position on the road. They're constantly at your service as you tow your trailer, stay centered in your lane or attempt to change lanes, and keep a safe distance from the vehicle in front of you.

**Our Lane-Keeping System<sup>2,4,5</sup>** can detect lane markings with a forward-facing camera and apply torque to the steering wheel if it senses F-150 drifting unintentionally out of its lane. If needed, it can also send gentle vibration pulses to the wheel to prompt you to steer back toward center. A Driver Alert System<sup>2</sup> also monitors your driving behavior – including the crossing of lane markings and other factors – and warns you in the message center if you could use a break from driving.

**Trailer sway control** helps you handle all that weight when towing. The system monitors the motions of the truck to detect trailer sway and selectively brakes as needed,<sup>2</sup> helping you maintain control of the truck and the trailer.

**BLIS<sup>®</sup> (Blind Spot Information System) with new trailer coverage<sup>1,3,4</sup>** notifies you with a light in either sideview mirror if its radar sensors detect a vehicle in the corresponding blind spot. Optimized for F-150, the range of BLIS can be extended to include a conventional trailer, once programmed into the system. And when not towing, cross-traffic alert – part of the system – notifies you of a vehicle approaching from either side as you slowly back F-150 out of a parking spot.

**Adaptive cruise control<sup>1</sup>** helps maintain your choice of speed and preset gap from the vehicle in front of you. It can also alert you to a potential collision. If one is detected, adaptive cruise control & forward collision warning with brake support<sup>1,4</sup> flashes a warning via a heads-up display on the windshield, sounds an alarm, and can pre-charge the brake system to provide full responsiveness when you do brake.



# LET'S YOUR WORDS WORK AS HARD AS YOU DO.

## SYNC 3

In addition to all the voice-activated benefits of SYNC<sup>®1,2</sup> – placing and answering calls, and controlling music from your devices – you'll love the easy-to-use interface of SYNC 3.<sup>2</sup> An 8" color LCD screen displays phone, audio and navigation<sup>4</sup> features. Enhanced voice recognition lets you give simple commands. A capacitive touchscreen includes a convenient swipe feature, as well as pinch-to-zoom functionality within navigation.<sup>4</sup> SYNC 3 also brings you the options of Apple CarPlay<sup>™3</sup> and Android Auto.<sup>™4</sup>

## SYNC Connect

With a SYNC Connect<sup>5</sup> equipped F-150, you can use FordPass<sup>®</sup> to locate your parked truck and remotely access convenient features such as start, lock and unlock, and vehicle status including fuel level and approximate mileage. You can also schedule specific times to remotely start your F-150 so it's ready to hit the road (or trail) as soon as you are.

## SYNC AppLink

Use your voice to control some of your favorite compatible mobile apps (like Pandora<sup>®</sup> and iHeartRadio<sup>®</sup>), thanks to SYNC AppLink.<sup>6,7</sup>

## Siri Seamless Integration

Bring the power of Siri<sup>®</sup> into F-150 with Siri Eyes Free,<sup>7</sup> your paired iPhone<sup>®</sup> and a long press of the voice-recognition button on the steering wheel.

## Automatic Updates Over Wi-Fi

Keep SYNC 3 current with the latest software as new updates become available.<sup>8</sup> All you need is a Wi-Fi<sup>®</sup> connection.

2017 F-150 | ford.com

XLT SuperCrew<sup>®</sup> 4x4 with Special Edition Package and available equipment. <sup>1</sup>Available feature. <sup>2</sup>Don't drive while distracted. Use voice-operated systems when possible; don't use handheld devices while driving. Some features may be locked out while the vehicle is in gear. Not all features are compatible with all phones. Message and data rates may apply. <sup>3</sup>Requires phone with compatible version of Apple iOS and active data service. SYNC does not control Apple CarPlay while in use. Apple is solely responsible for their functionality. Message and data rates may apply. <sup>4</sup>Requires phone with compatible version of Android Auto and active data service. SYNC does not control Android Auto while in use. Google and other third parties are responsible for their respective functionality. Message and data rates apply. <sup>5</sup>SYNC Connect is an optional feature on select F-150 models and includes service for 5 years from the vehicle sale date as recorded by the dealer. FordPass is available through a free download via the App Store<sup>®</sup> or Google Play.<sup>™</sup> Message and data rates may apply. Service may be limited by mobile phone service coverage area. To learn more about where FordPass can take you, visit fordpass.com. <sup>6</sup>SYNC AppLink is available on select models, and compatible with select smartphone platforms and requires any compatible apps to be installed and running on a capable smartphone while connected to SYNC. Commands may vary by phone and AppLink software. Message and data rates may apply. <sup>7</sup>Requires SYNC 3. <sup>8</sup>Optional Navigation System map updates cannot be received via Wi-Fi and require a separate update.





## DO YOUR BEST. THEN REAP THE REWARDS.

They're rich in the 2017 Ford F-150 PLATINUM. Starting with 10-way power, heated and cooled, multicontour leather-trimmed driver and front-passenger seats in rich Luxury leather. A large flow-through front center console with leather-trimmed console lid includes a leather-wrapped floor shifter. An aluminum appliqué brightens the center stack and console, while ambient lighting brightens the footwells and other areas in one of 7 hues. Even the rear outboard seats are heated. New SYNC® Connect is standard. As is an Audio System from Sony® with 10 speakers and subwoofer. The list goes on and on. PLATINUM is just 1 of 7 distinct trim levels of the

hard-working cabin of Ford F-150. There's the work-tough XL, rugged XLT, well-appointed LARIAT, Southwestern luxury of KING RANCH®, urban refinement of PLATINUM, ultimate luxury of LIMITED, and ready-for-anything RAPTOR. One is certain to be just the right fit for you. Ergonomically optimized front seating enhances comfort. SuperCrew® and SuperCab models with the 40/20/40 seating configuration accommodate up to 6. Storage space abounds in the enormous center console<sup>1</sup> and in storage pockets throughout the cabin. Enjoy a vast twin-panel moonroof<sup>1</sup> on SuperCrew. Heated steering wheel.<sup>2</sup> 8" productivity screen.<sup>2</sup> And so much more.



## ALL-AROUND PRODUCTIVITY.

Day or night, the advanced features of the 2017 Ford F-150 help to enhance work. And play. Check individual pressure in each tire with the standard Individual Tire Pressure Monitoring System.<sup>1</sup> You'll be notified through the 8" productivity screen<sup>2</sup> in the instrument cluster if any tire's pressure is low. A numerical value will even tell you how low. Power up tools and battery chargers with high-power 110-volt power outlets<sup>2</sup> that provide up to 400 watts.

Light your work site well into the night with class-exclusive LED sideview mirror spotlights,<sup>2</sup> which provide the needed light to set up camp after dark or finish a job after sunset. Accent the standard LED lighting inside F-150 with natural light from the expansive twin-panel moonroof.<sup>2</sup> In SuperCrew,<sup>®</sup> rear-seat passengers can enjoy 43.6" of spacious leg room. To utilize the rear seats even more, fold one up to accommodate gear while a passenger uses the other.



# STX APPEAL.

Style that works always maintains its appeal. That's why we're proud to reintroduce the F-150 STX Package for 2017. With all of the rugged capability you expect from a truck with the F-Series name, the stylish STX is back for another tour of duty in the legendary F-150 lineup. Its monochromatic exterior, Black billet-style grille, fog lamps, rear privacy glass, STX cargo box decals and 20" machined aluminum wheels with Flash Gray-painted pockets define the signature STX look.

Inside, an exclusive STX interior includes unique Black Sport cloth 40/console/40 front seating, plus a flow-through center console and steering column-mounted gear shifter. Enhanced capability comes from the 8" color LCD touchscreen of SYNC® 3.<sup>1</sup> Its capacitive screen includes a convenient swipe feature. Think confident capability – with a touch of swagger. Just know that this tough truck will turn some heads.



2017 F-150 | ford.com

STX SuperCab 4x4 in Lightning Blue with available equipment. <sup>1</sup>Don't drive while distracted. Use voice-operated systems when possible; don't use handheld devices while driving. Some features may be locked out while the vehicle is in gear. Not all features are compatible with all phones. Message and data rates may apply.



# TRIMS

## XL



### STANDARD

- Carbon Black front fascia, grille and bumpers
- 17" Silver steel wheels
- 40/20/40 split front seat (standard)
- 40/console/40 front bucket seats (available)

### SPORT

- Body-color front fascia and bumpers
- Fog lamps
- 17" Silver-painted aluminum wheels
- SPORT box decals
- 40/20/40 split front seat (standard)
- 40/console/40 front bucket seats (available)

### CHROME

- Body-color front fascia
- Chrome bumpers
- Fog lamps
- 17" Silver-painted aluminum wheels
- 40/20/40 split front seat (standard)
- 40/console/40 front bucket seats (available)

### STX

- Black billet-style grille with body-color surround and Black mesh insert
- Body-color front fascia and bumpers
- Fog lamps
- Rear privacy glass
- STX box decals
- 20" machined aluminum wheels with Flash Gray-painted pockets
- 40/console/40 front bucket seats

Below: STX SuperCrew® unique cloth-trimmed interior in Black with available equipment.



## STX



## XLT



### STANDARD

- Chrome grille with chrome surround and Black mesh insert
- Chrome bumpers
- Body-color upper fascia
- Black front tow hooks (4x4)
- 17" Silver-painted aluminum wheels
- 40/20/40 split front seat (standard)
- 40/console/40 front bucket seats (available)

### SPORT

- Black billet-style grille with body-color surround and Black mesh insert
- Body-color bumpers and wheel-lip moldings
- Black front tow hooks (4x4)
- Accent-color step bars
- 18" 6-spoke machined aluminum wheels with Magnetic-painted pockets
- SPORT box decals
- 40/console/40 front bucket seats with floor shifter


### CHROME

- Chrome billet-style grille with chrome surround and Black mesh insert
- Chrome bumpers, front tow hooks (4x4 only), step bars and exhaust tip
- 18" chrome-like PVD wheels
- 40/20/40 split front seat (standard)
- 40/console/40 front bucket seats (available)

### SPECIAL EDITION

- Black running boards
- Tarnished Dark-painted billet-style grille with Black mesh insert
- Body-color door and tailgate handles, bumpers, front fascia and wheel-lip moldings
- Bodyside decals
- Chrome exhaust tip
- 20" premium Tarnished Dark-painted aluminum wheels
- Unique interior finish
- 40/console/40 front bucket seats with floor shifter
- Black cloth seats with Red accents

Below: XLT SuperCrew cloth-trimmed interior in Medium Earth Gray with available equipment.



# TRIMS

## LARIAT



### STANDARD

- Chrome 3-bar-style grille with chrome surround and Black mesh insert
- Chrome bumpers
- Black front tow hooks (4x4)
- Body-color sideview mirror caps and door and tailgate handles
- 18" machined aluminum wheels with Silver-painted pockets
- 40/20/40 split front seat (standard)
- 40/console/40 front bucket seats with floor shifter (available)

### SPORT

- Magnetic 3-bar-style grille with Magnetic surround and Black mesh insert
- Body-color bumpers
- Black front tow hooks (4x4)
- Accent-color angular step bars
- 18" 6-spoke machined aluminum wheels with Magnetic-painted pockets
- SPORT box decals
- 40/console/40 front bucket seats with floor shifter


### CHROME

- Chrome 3-bar-style grille with chrome surround and chrome mesh insert
- Chrome bumpers, front tow hooks (4x4), sideview mirror caps, angular step bars and exhaust tip
- Chrome door and tailgate handles
- 18" chrome-like PVD wheels
- 40/20/40 split front seat (standard)
- 40/console/40 front bucket seats with floor shifter (available)

### SPECIAL EDITION

- Black running boards
- Body-color bumpers
- Headlamps with dark housings
- Tarnished Dark-painted grille with Red accents
- Unique bodyside and hood decals, and fender and tailgate badging
- Chrome exhaust tip
- 20" premium Tarnished Dark-painted aluminum wheels
- 40/console/40 front bucket seats with floor shifter
- Black leather-trimmed seats with Red accents

Below: LARIAT SuperCrew® leather-trimmed interior in Medium Light Camel with available equipment.



## KING RANCH®



### STANDARD

- Chrome 3-bar-style grille with chrome surround and Caribou mesh insert
- Caribou front bumper with chrome insert and Caribou rear bumper
- Black front tow hooks (4x4)
- Body-color sideview mirror caps and door and tailgate handles
- Caribou wheel-lip moldings
- Chrome exhaust tip
- Two-tone paint with Caribou lower-accent color
- 18" machined aluminum wheels with Silver-painted pockets
- 40/console/40 front bucket seats with floor shifter

### CHROME

- Chrome 3-bar-style grille with chrome surround and chrome mesh insert
- Caribou front bumper with chrome insert and Caribou rear bumper
- Chrome front tow hooks (4x4), sideview mirror caps, and door and tailgate handles
- Bright beltline moldings
- Caribou wheel-lip moldings
- Satin-aluminum-finish tailgate appliqué
- Two-tone paint with Caribou lower-accent color
- 20" chrome-like PVD wheels
- 40/console/40 front bucket seats with floor shifter

### MONOCHROMATIC

- Chrome 3-bar-style grille with chrome surround and chrome mesh insert
- Chrome bumpers, front tow hooks (4x4), sideview mirror caps, and door and tailgate handles
- Bright beltline moldings
- Body-color wheel-lip moldings
- Satin-aluminum-finish tailgate appliqué
- Monochromatic paint
- 20" chrome-like PVD wheels
- 40/console/40 front bucket seats with floor shifter

Below: KING RANCH SuperCrew leather-trimmed interior in Antiqued Mesa Brown with available equipment.



# TRIMS

## PLATINUM



- Satin-aluminum-finish 3-bar-style grille with chrome accents and bright mesh insert
- Body-color front bumper with chrome insert and body-color rear bumper
- Chrome front tow hooks (4x4), sideview mirror caps, exhaust tip, and door and tailgate handles
- Bright beltline moldings
- Power-deployable running boards
- Body-color wheel-lip moldings
- Satin-aluminum-finish tailgate appliqué
- 20" polished aluminum wheels
- 40/console/40 front bucket seats with floor shifter

Below: PLATINUM SuperCrew® leather-trimmed interior in Brunello with available equipment.




## LIMITED



- LIMITED hood lettering and tailgate badging
- Body-color front bumper with chrome insert and body-color rear bumper
- Chrome front tow hooks (4x4) and exhaust tip
- Satin-aluminum-finish 3-bar-style grille with chrome surround and Black mesh insert
- Satin-chrome door and tailgate handles
- Bright beltline moldings
- Body-color sideview mirror caps
- Power-deployable running boards
- Satin-aluminum-finish tailgate appliqué
- 22" polished aluminum wheels
- Multicontour 40/console/40 front bucket seats with floor shifter

Below: LIMITED SuperCrew leather-trimmed interior in Mojave with available equipment.



## RAPTOR



- High-output 3.5L EcoBoost® engine
- Electronic 10-speed SelectShift® automatic transmission with tow/haul and Terrain Management System
- 4.10 electronic-locking rear axle
- 17" cast-aluminum wheels
- FOX Racing Shox™
- Hill Descent Control™
- Fuel tank – 26-gal. (SuperCab), 36-gal. (SuperCrew)
- Dual exhaust with dual tailpipes under the rear bumper
- Front performance bumper
- Black front and rear tow hooks
- Magnetic-painted FORD grille insert and surround with Black mesh
- Black headlamp and taillamp housings
- Integrated clearance lamps
- Heavy-duty front and engine skid plates
- Flared front fenders with air extractors, flared pickup box outers, and hood with air extractors
- Unique front and rear wheel-lip moldings
- Black sideview mirror caps and door and tailgate handles
- Cast-aluminum running boards
- Magnetic-painted rear bumper
- Steering wheel-mounted paddle shifters
- Electric power-assisted steering (EPAS) with selectable effort (Normal, Sport and Comfort)
- 6 upfitter switches – located in the overhead console
- 40/console/40 front bucket seats with unique seat back bolsters and floor shifter

Below: RAPTOR SuperCrew leather-trimmed interior in Black with Orange accents and available equipment.



# STANDARD FEATURES

S : Standard A : Available

## Mechanical

100,000-mile tune-up interval  
(under normal driving conditions with routine fluid and filter changes)  
Active Grille Shutter System (upper shutters with 3.5L Ti-VCT V6 and 5.0L Ti-VCT V8; upper and lower shutters with 2.7L EcoBoost® and 3.5L EcoBoost)  
Brakes – 4-wheel disc with ABS and electronic brakeforce distribution (EBD)  
Easy Fuel® capless fuel filler  
Exhaust – Stainless steel exhaust system (major components)  
Fail-Safe Engine Cooling System  
Fully boxed steel frame  
Horn – Dual note  
Jack – 2-ton mechanical (heavy-duty on RAPTOR)  
Parking brake – Mechanical (with 5.0L Ti-VCT V8 and 3.5L EcoBoost engines); electric (with 3.5L Ti-VCT and 2.7L EcoBoost engines)  
Spare wheel and tire with lock and rear under-frame carrier  
Stabilizer bar – Front  
Steering – Electric power-assisted rack-and-pinion  
Suspension – Rear, 2-stage variable-rate leaf springs  
Trailer towing – 4-pin wiring with ball-mounting provisions in rear bumper

## Driver-Assist Technology

Hill start assist

## Interior

Air conditioning  
Assist/grab handles – Driver and right-front passenger  
Assist/grab handles – Rear outboard positions (SuperCrew®)  
Cabin air filter  
Coat hooks (2)  
Cupholders – 2 in front and 1 in each front-door map pocket  
Display – Outside temperature  
Door-sill scuff plates – Color-coordinated  
Front-door map pockets  
Gauges for fuel, oil pressure, transmission and engine coolant temperature; tachometer; speedometer; and odometer  
Glove compartment with light  
Lighting – Fade-to-off interior lighting  
Lighting – LED front dome/map lights  
Overhead console with storage bins and map lights (SuperCab and SuperCrew)  
Power outlet – 12-volt powerpoint in front

## Exterior

Headlamps – Autolamp automatic on/off with rainlamp feature  
Headlamps – Configurable daytime running lamps  
Pickup box – 4 cargo tie-downs  
Pickup box – Black box top and tailgate moldings  
Pickup box – Center high-mounted stop lamp with integrated cargo lamp  
Pickup box – Stake-bed pockets  
Stone guards – Black, front and rear  
Tailgate – Lockable and removable  
Windshield wipers – Intermittent

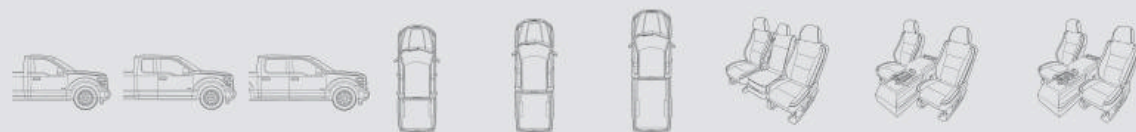
## Safety & Security

Airbags – Personal Safety System™ for driver and right-front passenger includes dual-stage front airbags, safety belt pretensioners, safety belt energy-management retractors, safety belt usage sensors, driver's seat position sensor, crash severity sensor, restraint control module and Front-Passenger Sensing System  
Airbags – Front-seat side¹  
Airbags – Safety Canopy® System with side-curtain airbags¹ and rollover sensor  
AdvanceTrac® with RSC® (Roll Stability Control™) and Curve Control  
Alert chimes for headlamps-on, key-in-ignition and front safety belts  
Belt-Minder® front safety belt reminder

Brake/shift interlock  
Fuel pump inertia shutoff  
Individual Tire Pressure Monitoring System (excludes spare)  
LATCH – Lower Anchors and Tether Anchors for Children  
Safety belts – 3-point in front (all models) and rear (SuperCab and SuperCrew)  
SecuriLock® Passive Anti-Theft System  
Side-intrusion door beams (front all models; front and rear on SuperCrew)  
SOS Post-Crash Alert System™  
Trailer sway control

## Engines

	3.5L Ti-VCT V6 DOHC	2.7L EcoBoost V6 DOHC	5.0L Ti-VCT V8 DOHC	2nd-Generation 3.5L EcoBoost DOHC
Configuration	DOHC	DOHC	DOHC	DOHC
Horsepower	282 @ 6,250 rpm	325 @ 5,750 rpm	385 @ 5,750 rpm	375 @ 5,000 rpm
Torque	253 lb.-ft. @ 4,250 rpm	375 lb.-ft. @ 3,000 rpm	387 lb.-ft. @ 3,850 rpm	470 lb.-ft. @ 2,500 rpm
EPA-estimated ratings²	18 city/24 hwy/20 combined mpg	19 city/26 hwy/22 combined mpg	15 city/22 hwy/18 combined mpg	18 city/25 hwy/21 combined mpg
Electronic fuel injection	Sequential multiport	Sequential direct	Sequential multiport	Port fuel and direct
Induction system	Naturally aspirated	Twin-turbocharged intercooled	Naturally aspirated	Twin-turbocharged intercooled
Cylinders	6	6	8	6
Cylinder head	Aluminum	Aluminum	Aluminum	Aluminum
Block material	Aluminum	Compacted graphite iron	Aluminum	Aluminum
Bore/stroke	3.64"/3.45"	3.27"/3.27"	3.63"/3.65"	3.64"/3.45"
Compression ratio	10.8:1	10.0:1	10.5:1	10.0:1
Recommended fuel	Regular unleaded or E85	Regular unleaded	Regular unleaded or E85	Regular unleaded
Transmission	6-speed automatic with tow/haul and Sport modes	6-speed SelectShift® automatic with progressive range select, and tow/haul and Sport modes	6-speed SelectShift automatic with progressive range select, and tow/haul and Sport modes	10-speed SelectShift automatic with progressive range select, and tow/haul and Sport modes



	Regular Cab	SuperCab	SuperCrew	5½' Box Size	6½' Box Size	8' Box Size	40/20/40 split front seat	40/console/40 front bucket seats	40/console/40 front bucket seats with floor shifter
XL	A	A	A	A	A	A	S	A	
STX		A	A	A	A			S	
XLT	A	A	A	A	A	A	S	A	A
LARIAT		A	A	A	A	A	S		A
KING RANCH®			S	A	A				S
PLATINUM			S	A	A				S
LIMITED			S	S					S
RAPTOR		A	A	S					S

¹Always wear your safety belt and follow airbag warning label instructions. ²F-150 4x2. Actual mileage will vary.

# BUILD YOUR F-150

S : Standard O : Optional P : Package Content

XL	XL T	LARIAT	KING RANCH®	PLATINUM	LIMITED	RAPTOR
S	S					<b>Mechanical</b>
						3.5L Ti-VCT V6 engine with flex-fuel capability (n/a with 156.8" or 163.7" WB)
5/0	5/0	S				2.7L EcoBoost® V6 engine with Auto Start-Stop Technology (standard on 4x2 with 156.8" or 163.7" WB)
5/0	5/0	5/0	S	S		5.0L Ti-VCT V8 engine with flex-fuel capability (standard on 4x4 with 156.8" or 163.7" WB)
0	0	0	0	0	S	3.5L EcoBoost engine (n/a with 122.4" WB) with Auto Start-Stop Technology (requires electronic 10-speed automatic transmission)
					S	3.5L EcoBoost "High-Output" engine with Auto Start-Stop Technology (requires electronic 10-speed automatic transmission)
S	S	S	S	S		Electronic 6-speed automatic transmission with tow/haul and Sport modes (n/a with 3.5L EcoBoost V6)
S	S	S	S	S	S	Electronic 10-speed automatic transmission with tow/haul and Sport modes (standard on 3.5L EcoBoost V6)
S	S	S	S	S	S	SelectShift capability (n/a with 3.5L Ti-VCT engine)
S	S	S	S	S	S	Axle – Rear, 3.15 non-limited-slip <sup>1</sup>
S	S	S	S	S	S	Axle – Rear, 3.31 non-limited-slip <sup>1</sup>
S	S	S				Axle – Rear, 3.55 non-limited-slip <sup>1</sup>
S	S					Axle – Rear, 3.73 non-limited-slip <sup>1</sup>
0	0	0	0	0	0	Axle – Rear, 3.15 electronic-locking <sup>1</sup>
0	0	0	0	0	0	Axle – Rear, 3.31 electronic-locking <sup>1</sup>
0	0	0	0	0	0	Axle – Rear, 3.55 electronic-locking <sup>1</sup>
0	0	0	0	0	0	Axle – Rear, 3.73 electronic-locking <sup>1</sup>
					0	Axle – Front, 4.10 with TORSEN <sup>®</sup> differential
S	S	S	S	S	S	Drivetrain – 4x2
0	0	0	0	0	0	Drivetrain – 4x4
S	S	S	S	S	S	Fuel tank – 23-gallon <sup>1</sup>
0	0	0	0	0	0	Fuel tank – Extended-range 36-gallon capacity <sup>1</sup>
S	S	S	S	S	S	Shocks – Gas-pressurized twin-tube front and staggered, outboard-mounted rear shock absorbers
					S	Shocks – Front and rear high-performance off-road, FOX Racing Shox™
S	S	S	S	S	S	Suspension – Front, long-spindle, double-wishbone, coil-over-shock, independent
					S	Suspension – Long travel with unique front upper and lower control arms and unique tie-rods
0	0	0	S	S	S	Trailer brake controller <sup>1</sup>
S	S					Transfer case – Electronic shift-on-the-fly (ESOF) with neutral towing capability (4x4)
		S	S	S	S	Transfer case – 2-speed automatic 4WD (4x4; includes mechanical-locking 4WD on RAPTOR)
S	S					Tires – 245/70R17 BSW all-season (4x2)
S	S					Tires – 265/70R17 OWL all-terrain (4x4)
		P	S	S		Tires – 265/60R18 BSW all-season (4x2)
		P	S	S		Tires – 275/65R18 OWL all-terrain (4x4)
P	0	0	0	S		Tires – 275/55R20 BSW all-season <sup>1</sup> (4x2)
P	0	0		S		Tires – 275/55R20 BSW all-terrain <sup>1</sup> (4x4)
					S	Tires – 275/45R22 BSW all-season
					S	Tires – LT315/70R17 BSW all-terrain
0	0					Tires – LT245/70R17E BSW all-terrain <sup>1</sup>

XL	XL T	LARIAT	KING RANCH®	PLATINUM	LIMITED	RAPTOR
0	0	0				Tires – 275/55R20 OWL all-terrain <sup>1</sup> (4x4)
0	0	0				Tires – LT275/65R18C OWL all-terrain <sup>1</sup> (SuperCab and SuperCrew <sup>®</sup> )
						<b>Driver-Assist Technology</b>
		P	P	P	S	360-degree camera with Split-view Display <sup>1</sup>
		0	0	0	0	Active park assist <sup>1</sup>
		0	0	P	S	Adaptive cruise control & forward collision warning with brake support <sup>1</sup>
		0	P	P	S	BLIS <sup>®</sup> (Blind Spot Information System) with trailer coverage and cross-traffic alert <sup>1</sup>
			P	P	S	Lane-Keeping System
P	P	P	P	P	0	Pro Trailer Backup Assist™ with trailer hookup lamp <sup>1</sup>
0	0	0	S	S	S	Reverse Sensing System <sup>1</sup>
P	S					SYNC <sup>®</sup> Voice Recognition Communications and Entertainment System with 911 Assist <sup>®</sup> , AppLink <sup>®</sup> , 1 smart-charging USB port and steering wheel-mounted controls
P	0	S	S	S	P	SYNC 3 Enhanced Voice Recognition Communications and Entertainment System with 8" color LCD capacitive touchscreen in center stack with swiping capability, 911 Assist, AppLink and 2 smart-charging USB ports
		0	0	S	S	SYNC Connect <sup>1</sup> (requires SYNC 3)
		P	P	S	P	Windshield wipers – Rain-sensing
						<b>Seating</b>
S						2-way adjustable driver and right-front-passenger head restraints
P	S	S	S	S	S	4-way adjustable driver and right-front-passenger head restraints
S	S	S				Front – 40/20/40 seat with folding armrest
0	0	0	S		S	Front – 40/console/40 bucket seats with flow-through console
			P	S	S	Front – Multicontour 40/console/40 bucket seats with Active Motion <sup>®</sup> and flow-through console
S	S					Front – 2-way manual driver and right-front-passenger adjust
		P			S	Front – 8-way power driver and 2-way manual right-front-passenger adjust
		P	S	S	S	Front – 10-way power driver and right-front-passenger adjust
P	S					Front – Manual driver and right-front passenger lumbar <sup>1</sup>
		P			S	Front – Power driver and manual right-front passenger lumbar <sup>1</sup>
		P	S	S	S	Front – Power driver and right-front-passenger lumbar <sup>1</sup>
			S	S	S	Front – Heated and cooled driver and right-front-passenger seats with memory driver's seat <sup>1</sup>
S	S					Rear – 60/40 split one-touch flip-up seat (SuperCab and SuperCrew)
		P	S	S	S	Rear – 60/40 split one-touch flip-up seat with underseat storage (SuperCrew includes folding armrest with cupholders)
			P	S	S	Rear – Heated outboard seats <sup>1</sup> (SuperCrew)
S	S				S	Trim – Cloth front and rear
			S	S	S	Trim – Leather front with vinyl rear on SuperCab; leather rear on SuperCrew
0						Trim – Vinyl front and rear

XL	XL T	LARIAT	KING RANCH®	PLATINUM	LIMITED	RAPTOR
S						<b>Interior</b>
						AM/FM stereo with clock (includes 4 speakers on Regular Cab and 6 speakers on SuperCab and SuperCrew)
0	S	S			S	AM/FM stereo/single-CD player with clock <sup>1</sup> (includes 4 speakers on Regular Cab and 6 speakers on SuperCab and SuperCrew)
			0	S	S	Audio System from Sony <sup>®</sup> with HD Radio™ single-CD player, 10 speakers and subwoofer <sup>1</sup>
		0	0	S	S	Voice-activated Navigation System with pinch-to-zoom capability, and integrated SiriusXM <sup>®</sup> Traffic and Travel Link <sup>®</sup> services with 5-year subscription <sup>1</sup>
0	P	S	S	S	S	SiriusXM Satellite Radio with 6-month All Access trial subscription <sup>1</sup>
0	0				0	Audio Upgrade by KICKER <sup>®</sup> includes 8" subwoofer with an integrated 100-watt digital amplifier <sup>1</sup> (SuperCab and SuperCrew)
		S	S	S	S	Accessory delay for power features
			S	S	S	Ambient lighting
S						Auxiliary audio input jack (n/a with SYNC)
			S	S	S	Center console – Flow-through with leather-trimmed lid and floor shifter knob
S	S					Climate controls – Manual single-zone
			S	S	S	Climate controls – Dual-zone electronic automatic temperature control
P	S	S	S	S	S	Cruise control
S	S					Display – 2.3" productivity screen in instrument cluster
P	P					Display – 4.2" productivity screen in instrument cluster
		S	S	S	P	Display – 8" productivity screen in instrument cluster
S	S				S	Display – 4.2" screen with audio controls in center stack
P	S	S	S	S	S	Display – Compass
					S	Door-sill scuff plates – Metallic insert with KING RANCH lettering and running "W" logo
					S	Door-sill scuff plates – Metallic insert with PLATINUM lettering
					S	Door-sill scuff plates – Metallic insert with illuminated LIMITED lettering
					S	Door-sill scuff plates – Metallic insert with FORD PERFORMANCE lettering
S	0					Flooring – Black vinyl <sup>1</sup>
0	S	S	S	S	S	Flooring – Color-coordinated carpet
0	S	S				Flooring – Color-coordinated carpeted floor mats
				S	S	Flooring – Front and rear carpeted floor mats with KING RANCH running "W" logo
				S	S	Flooring – Premium carpeted floor mats
0	0	0	0	0	0	Flooring – Floor liners <sup>1</sup>
		S	S	S	S	Intelligent Access with push-button start
S						Locks – Manual door and tailgate
P	S	S	S	S	S	Locks – Power door with autolock, and power tailgate
S	S					Mirror – Day/night rearview
0	0	S	S	S	S	Mirror – Auto-dimming rearview <sup>1</sup>
P	S	S	S	S	S	MyKey <sup>®</sup>
		S	S	S	S	Power-adjustable accelerator and brake pedals with memory

<sup>1</sup>Restrictions may apply. See your dealer for details.

# BUILD YOUR F-150

S : Standard O : Optional P : Package Content

XL	XL T	LARIAT	KING RANCH <sup>®</sup>	PLATINUM	LIMITED	RAPTOR
						<b>Interior (continued)</b>
0	0	0	S	S	S	Power outlets – 110V/400W <sup>1</sup> (1 on center stack with 40/20/40 front seat; 1 additional on back of center console with front bucket seats with flow-through center console; SuperCab and SuperCrew <sup>®</sup> )
S	S	S				Shifter – Steering column-mounted
P	0	0	S	S	S	Shifter – Floor (located in flow-through center console)
0	0	0	0	0	0	Smoker's Pack with ash cup/coin holder
S	S	S				Steering column – Manual-tilt/-telescoping with manual locking
		P	S	S	P	Steering column – Power-tilt/-telescoping with memory and electronic locking
S	S					Steering wheel – Black urethane
P	S	S	S	S	S	Steering wheel – Leather-wrapped with audio controls
		P	S	S	0	Steering wheel – Heated <sup>1</sup>
					S	Steering wheel – Unique with thumb pads and center marker
					S	Trim – Woodgrain interior trim accents
			S	S	S	Trim – Genuine wood interior trim accents
			S	S		Trim – Aluminum appliques on center panel and console
					S	Trim – Unique instrument panel center stack and door-trim appliques
		P	S	S	S	Universal garage door opener
S						Visors – Driver and front-passenger with passenger-side vanity mirror
		S			S	Visors – Driver and front-passenger with covered vanity mirrors
		S	S	S	S	Visors – Driver and front-passenger with covered, illuminated vanity mirrors
S						Windows – 2nd-row fixed (SuperCab)
S						Windows – Manual
P	S	S	S	S	S	Windows – Power with front one-touch-up/-down feature
S						Windows – Rear, fixed glass with solar tint
		S				Windows – Rear, fixed glass with privacy tint
0					S	Windows – Rear, fixed glass with privacy tint and defroster
0	0	S	S	S	S	Windows – Rear, power-sliding with privacy tint and defroster <sup>1</sup> (SuperCab and SuperCrew)
						<b>Exterior</b>
0	0	0	0	0	0	Bed divider <sup>1</sup>
0	0	0	0	0	0	Bedliner – Plastic drop-in
0	0	0	0	0	0	Bedliner – Tough Bed <sup>®</sup> spray-in
0	0	0	0	0	0	Box side steps <sup>1</sup>
0	0	S	S	S	S	BoxLink™ with 4 premium locking cleats
		P	S	S		Bright beltline moldings
S						Bumper – Front, Carbon Black with Carbon Black molded upper fascia
P	S	S	P			Bumper – Front, chrome with body-color upper fascia
			S			Bumper – Front, Caribou with chrome insert and body-color upper fascia
			S	S		Bumper – Front, body-color with chrome insert and body-color upper fascia

XL	XL T	LARIAT	KING RANCH <sup>®</sup>	PLATINUM	LIMITED	RAPTOR
						S Bumper – Front, unique performance with Magnetic color accent and body-color fascia
S						Bumper – Rear, Carbon Black
P	S	S	P			Bumper – Rear, chrome
			S			Bumper – Rear, Caribou
P	P	P		S	S	Bumper – Rear, body-color
				S		Bumper – Rear, Magnetic-painted
0						Cab steps – Black <sup>1</sup>
0	0					Cab steps – Black platform running boards <sup>1</sup>
			S			Cab steps – Caribou 6" angular
				S		Cab steps – Cast-aluminum
	0					Cab steps – Chrome <sup>1</sup>
		0				Cab steps – Chrome angular <sup>1</sup>
		0	P	S	S	Cab steps – Power-deployable running boards <sup>1</sup>
S	S				S	Door and tailgate handles – Carbon Black
P	S	S			P	Door and tailgate handles – Body-color
P	P	P	S			Door and tailgate handles – Chrome
				S		Door and tailgate handles – Satin-aluminum
P	P	S	S	S		Exhaust tip – Chrome
0	S	S	S	S	S	Fog lamps
0	0	0	0			Ford Telematics™ powered by Telogis <sup>®2</sup> – Fleet-tracking system (includes 1 year of service)
0	0	0	0	0	0	Front license plate bracket (standard where required)
S						Grille – Carbon Black insert and surround
		S				Grille – Chrome insert and surround with Black mesh
			S			Grille – Chrome 3-bar-insert and surround with Black mesh
				S		Grille – Chrome 3-bar insert and surround with Caribou mesh
				S		Grille – Satin-aluminum-finish 3-bar insert, surround and bright mesh with chrome accents
				S		Grille – Satin-aluminum-finish 3-bar insert with chrome surround and Black mesh
				S		Grille – Magnetic-painted FORD insert and surround with Black mesh
S	S	S				Headlamps – Halogen
			S		S	Headlamps – Quad-beam LED
		P	P	S	S	Headlamps – Quad-beam LED with auto high beams
			S			KING RANCH door and tailgate badging
0	S	S	S	S	0	Lighting – LED box
P	P	S	S	S	0	Lighting – Trailer hookup light <sup>1</sup>
				S		LIMITED hood lettering
S	S	0			S	Mirror caps – Black <sup>1</sup>
		S	S	S	0	Mirror caps – Body-color <sup>1</sup>
		P	0	S		Mirror caps – Chrome <sup>1</sup>
S						Mirrors – Manual-folding sideview with manual glass
P	S			S		Mirrors – Manual-folding sideview with power glass
0	0			0		Mirrors – Manual-folding sideview with power, heated glass, integrated turn signal indicators, and driver's side auto-dimming feature <sup>1</sup>

XL	XL T	LARIAT	KING RANCH <sup>®</sup>	PLATINUM	LIMITED	RAPTOR	
			S	S	S	P	Mirrors – Power-folding sideview with power, heated glass, memory, integrated turn signal indicators, high-intensity LED security approach lamps, and driver's side auto-dimming feature
0							Mirrors – Manual-folding/-telescoping trailer tow with manual glass <sup>1</sup>
0	0						Mirrors – Manual-folding/-telescoping trailer tow with power, heated glass, and integrated turn signal indicators
		0	0	0			Mirrors – PowerScope <sup>®</sup> power-telescoping/-folding trailer tow with power, heated glass, integrated turn signal indicators, high-intensity LED security approach lamps, LED spotlights, and driver's side auto-dimming feature <sup>1</sup> (requires Trailer Tow Package or Max. Trailer Tow Package)
0	0	0	S	S	S	0	Mirrors – LED sideview mirror spotlights with high-intensity LED security approach lamps <sup>1</sup>
	0	0				0	Moonroof – Single-panel <sup>1</sup> (SuperCab)
	0	0	0	0	S	0	Moonroof – Twin-panel <sup>1</sup> (SuperCrew)
	0	P	S	S	S	0	Remote Start System <sup>1</sup>
	S	S	S	S	S	S	SecuriCode™ keyless entry keypad
0	P	P	P	P			Skid plates – Heavy-duty, front and engine
						S	Skid plates – Heavy-duty, front and engine
	0	0	0	0	0	0	Stowable bed extender <sup>1</sup>
0	0	0	0	0	0	0	Stowable loading ramps <sup>1</sup>
		P	S	S	S	0	Tailgate – Remote release <sup>1</sup>
				S	S		Tailgate – Satin-aluminum-finish appliqué
						0	Tailgate – Magnetic-painted appliqué with FORD lettering
0	0	0	0	0	0	0	Tailgate step with step, grab bar and tailgate lift assist <sup>1</sup>
	0	P	S	S	S	S	Taillamps – LED <sup>1</sup>
0	0	0	0	0	0	0	Tonneau cover – Hard-folding by Advantage <sup>1,2</sup>
0	0	0	0	0	0	0	Tonneau cover – Soft-folding by Advantage <sup>1,2</sup>
S	S	S	S			S	Tow hooks – 2 in front, Black (4x4)
	P	P	P	S	S		Tow hooks – 2 in front, chrome (4x4)
						S	Tow hooks – 2 in rear, Black
	0						Two-tone paint with Magnetic lower accent color <sup>1</sup>
		0	S				Two-tone paint with Caribou lower accent color <sup>1</sup> (includes Caribou bumpers and wheel-lip moldings)
	P	S	P	S	S		Wheel-lip moldings – Body-color
		P	S				Wheel-lip moldings – Caribou
						S	Wheel-lip moldings – Unique Magnetic-painted
0	0	0	0	0	0		Wheel-well liners, rear <sup>1</sup>
			S	S	S	P	<b>Safety &amp; Security</b>
							Advanced Security Pack includes SecuriLock <sup>®</sup> Passive Anti-Theft System and inclination/intrusion sensors
P	S	S	S	S	S	S	Illuminated Entry System
	0	0	P	S	S	0	Inflatable rear safety belts in outboard seating positions <sup>1</sup> (SuperCrew only)
P	S	S	S	S	S	S	Perimeter alarm
0	0	S	S	S	S	S	Rear view camera with dynamic hitch assist
P	S						Remote Keyless Entry System with 2 integrated keyhead transmitter remotes with panic button

<sup>1</sup>Restrictions may apply. See your dealer for details. <sup>2</sup>Ford Licensed Accessory.

XL	XLT	LARIAT	KING RANCH®	PLATINUM	LIMITED	RAPTOR
0						
<p><b>Equipment Groups</b></p> <p><b>Equipment Group 101A – XL Power Equipment Group</b> includes power door locks with autolock; power tailgate lock; Remote Keyless Entry System with 2 integrated keyhead transmitter remotes; power windows; manual-folding sideview mirrors with power glass; Illuminated Entry System; MyKey®; and perimeter alarm + AM/FM stereo/single-CD player with clock (includes 4 speakers on Regular Cab and 6 speakers on SuperCab and SuperCrew®) + cruise control + 4.2" productivity screen in instrument cluster + SYNC® Voice Recognition Communications and Entertainment System with 911 Assist,® Applink® and 1 smart-charging USB port</p>						
0						
<p><b>Equipment Group 301A' – Class IV Trailer Hitch</b> (towing capability up to 5,000 lbs. with the 3.5L Ti-VCT V6 and 2.7L EcoBoost® engines; towing capability up to 7,000 lbs. with the 3.5L EcoBoost and 5.0L V8 engines; see content under Packages) + fixed rear window glass with privacy tint and defroster + 8-way power driver's seat with power lumbar + 4.2" productivity screen in instrument cluster + BoxLink™ with 4 premium locking cleats + manual-folding sideview mirrors with power, heated glass, integrated turn signal indicators, driver's side auto-dimming feature, and Black mirror caps + auto-dimming rearview mirror + leather-wrapped steering wheel + rear view camera with dynamic hitch assist + power-adjustable pedals + rear underseat storage (SuperCab and SuperCrew) + SiriusXM® Satellite Radio with 6-month All Access trial subscription</p>						
0						
<p><b>Equipment Group 302A'</b> (SuperCab and SuperCrew) – Includes all content of 301A + <b>XLT Chrome Package</b> (see content under Packages) + SYNC 3 with 8" color LCD capacitive touchscreen in center stack with swiping capability, 911 Assist, Applink and 2 smart-charging USB ports + Remote Start System + Reverse Sensing System + 10-way power, heated driver and front-passenger seats + 110V/400W power outlet on center stack + power-sliding rear window with privacy tint and defroster + LED box lighting</p>						

XL	XLT	LARIAT	KING RANCH	PLATINUM	LIMITED	RAPTOR
		0				
<p><b>Equipment Group 501A</b> – BLIS® (Blind Spot Information System) with cross-traffic alert and trailer coverage + Remote Start System + remote tailgate release + Reverse Sensing System + power-folding sideview mirrors with power, heated glass, memory, integrated turn signal indicators, high-intensity LED security approach lamps, LED spotlights, driver's side auto-dimming feature, and body-color mirror caps + 110V/400W power outlet on center stack + universal garage door opener</p>						
		0				
<p><b>Equipment Group 502A'</b> – Includes all content of 501A + <b>LARIAT Chrome Package</b> (see content under Packages) + heated and cooled 10-way power-adjustable front bucket seats with power lumbar, memory driver's seat and flow-through center console with floor shifter + heated rear outboard seats (SuperCrew) + SYNC Connect + 110V/400W power outlet on back of center console + Audio System from Sony® with HD Radio,™ single-CD player, 10 speakers and subwoofer + voice-activated Navigation System with pinch-to-zoom capability, and integrated SiriusXM Traffic and Travel Link® services with 5-year subscription + power-tilt/-telescoping steering column with memory and electronic locking + heated steering wheel + quad-beam LED headlamps with auto high beams + LED taillamps + rain-sensing windshield wipers</p>						
		0				
<p><b>Equipment Group 601A</b> – Tailgate step with step, grab bar and tailgate lift assist + BLIS (Blind Spot Information System) with trailer coverage and cross-traffic alert + multicontour front bucket seats with Active Motion® + inflatable rear safety belts in outboard seating positions + power-deployable running boards + auto high beams + rain-sensing windshield wipers + 20" machined aluminum wheels with Light Caribou-painted pockets + 275/55R20 BSW all-season tires (4x2) or 275/55R20 OWL all-terrain tires (4x4)</p>						
		0				
<p><b>Equipment Group 701A – Technology Package</b> (see content under Packages) + adaptive cruise control &amp; forward collision warning with brake support + tailgate step with step, grab bar and tailgate lift assist</p>						
		0				
<p><b>Equipment Group 801A</b> – 10-way power driver and front-passenger seats with heat + power lumbar + leather-trimmed seats + power-adjustable pedals + power-sliding rear window with privacy tint and defroster + SYNC 3 with 8" color LCD capacitive touchscreen in center stack with swiping capability, 911 Assist, Applink and 2 smart-charging USB ports</p>						

XL	XLT	LARIAT	KING RANCH	PLATINUM	LIMITED	RAPTOR
						0
<p><b>Equipment Group 802A</b> – Includes all content of 801A + 4.10 front axle with TORSEN® differential + 10-way power, heated/cooled driver and front-passenger seats with memory + power lumbar + 360-degree camera + Advanced Security Pack (includes SecuriLock® Passive Anti-Theft System and inclination/intrusion sensors) + ambient lighting + BLIS (Blind Spot Information System) with cross-traffic alert and trailer coverage + dual-zone electronic automatic temperature control + SYNC Connect + inflatable rear safety belts in outboard seating positions (SuperCrew only) + integrated trailer brake controller + LED box lighting + memory features (driver's seat, pedals, sideview mirrors) + Intelligent Access with push-button start + power-folding sideview mirrors with power, heated glass, memory, integrated turn signal indicators, high-intensity LED security approach lamps, LED spotlights, driver's side auto-dimming feature, and body-color caps + power-tilt/-telescoping steering column with memory + Pro Trailer Backup Assist™ + Remote Start System with remote tailgate release + Audio System from Sony with HD Radio, single-CD player, SiriusXM Satellite Radio, and integrated SiriusXM Traffic and Travel Link services with 5-year subscription + universal garage door opener + 8" productivity screen in instrument cluster + voice-activated Navigation System with pinch-to-zoom capability</p>						



# WHEELS



17" Silver Steel  
XL – Standard



17" Silver Heavy-Duty Steel  
XL – Included: Heavy-Duty Payload Package



17" Silver-Painted Aluminum  
XL – Included: Chrome Package and Sport Package  
XLT – Standard



18" Silver Heavy-Duty Aluminum  
XL – Optional: requires 101A and Heavy-Duty Payload Package  
XLT – Included: Heavy-Duty Payload Package  
LARIAT – Included: Heavy-Duty Payload Package



18" Machined Aluminum with Silver-Painted Pockets  
LARIAT – Standard



18" 6-Spoke Machined Aluminum with Magnetic-Painted Pockets  
XLT – Included: Sport Package  
LARIAT – Included: Sport Package



18" Chrome-Like PVD  
XLT – Included: Chrome Package  
LARIAT – Included: Chrome Package



20" Machined Aluminum with Flash Gray-Painted Pockets  
XL – Included: STX Package



20" 6-Spoke Premium Painted Aluminum  
XLT – Optional: requires Sport Package  
LARIAT – Optional: requires Sport Package



20" Chrome-Like PVD  
XLT – Optional: requires Chrome Package  
LARIAT – Optional: requires Chrome Package



20" Premium Tarnished Dark-Painted Aluminum  
XLT – Included: Special Edition Package  
LARIAT – Included: Special Edition Package



18" Machined Aluminum with Silver-Painted Pockets  
KING RANCH® – Standard



20" Machined Aluminum with Light Caribou-Painted Pockets  
KING RANCH – Optional



20" Chrome-Like PVD  
KING RANCH – Included: Chrome Package



20" Polished Aluminum  
PLATINUM – Standard



22" Polished Aluminum  
LIMITED – Standard



17" Cast-Aluminum  
RAPTOR – Standard



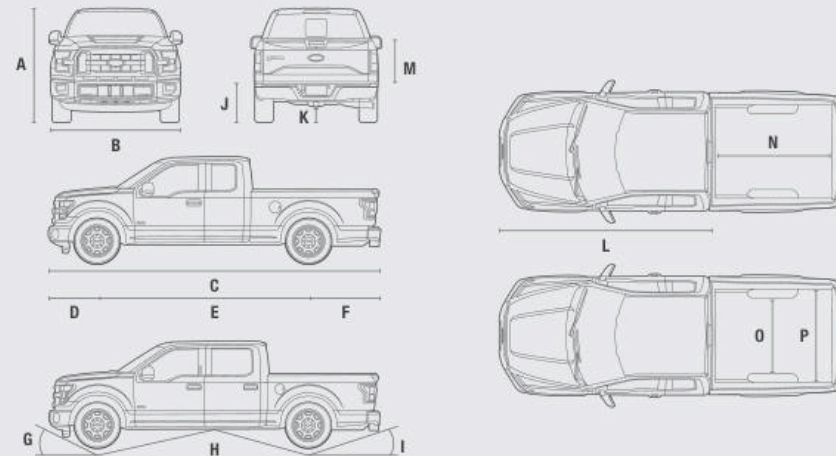
17" Forged Aluminum Bead-Lock Capable  
RAPTOR – Optional

# TECHNICAL SPECIFICATIONS

## Dimensions

Exterior	Regular Cab 4x2/4x4	SuperCab 4x2/4x4	SuperCrew® 4x2/4x4	RAPTOR SuperCab	SuperCrew
A. Height – 5½' box	—	—	75.6"/77.2"	78.5"	78.5"
A. Height – 6½' box	75.5"/76.9"	75.5"/77.2"	75.7"/77.3"	—	—
A. Height – 8' box	75.1"/76.9"	75.5"/77.0"	—	—	—
B. Width – Excl. mirrors	79.9"	79.9"	79.9"	86.3"	86.3"
B. Width – Incl. standard mirrors	96.8"	96.8"	96.8"	96.8"	96.8"
B. Width – Incl. trailer tow mirrors	105.9"	105.9"	105.9"	—	—
B. Width – Std. mirrors folded	83.5"	83.5"	83.5"	86.3"	86.3"
B. Width – Trailer tow mirrors folded	85.5"	85.5"	85.5"	—	—
C. Length – 5½' box	—	—	231.9"	220.0"	231.9"
C. Length – 6½' box	209.3"	231.9"	243.7"	—	—
C. Length – 8' box	227.9"	250.5"	—	—	—
D. Overhang – Front	37.8"	37.8"	37.8"	37.1"	37.1"
E. Wheelbase – 5½' box	—	—	145.0"	134.2"	146.0"
E. Wheelbase – 6½' box	122.4"	145.0"	156.8"	—	—
E. Wheelbase – 8' box	141.1"	163.7"	—	—	—
F. Overhang – Rear	49.1"	49.1"	49.1"	48.7"	48.8"
G. Angle of approach – 5½' box	—	—	24.1°/25.5°	30.2°	30.2°
G. Angle of approach – 6½' box	24.8°/24.8°	24.4°/25.8°	23.8°/25.5°	—	—
G. Angle of approach – 8' box	24.1°/25.7°	24.5°/26.1°	—	—	—
H. Ramp breakover angle – 5½' box	—	—	18.3°/21.0°	22.9°	21.8°
H. Ramp breakover angle – 6½' box	22.1°/24.7°	18.5°/21.1°	17.2°/19.7°	—	—
H. Ramp breakover angle – 8' box	19.3°/22.1°	16.8°/19.0°	—	—	—
I. Angle of departure – 5½' box	—	—	23.8°/26.0°	23.1°	23.0°
I. Angle of departure – 6½' box	24.6°/27.1°	24.0°/26.1°	24.5°/26.4°	—	—
I. Angle of departure – 8' box	24.7°/26.8°	24.4°/26.0°	—	—	—
J. Load floor height – 5½' box	—	—	34.0"/35.7"	36.4"	36.3"
J. Load floor height – 6½' box	34.7"/36.9"	34.1"/35.9"	34.6"/36.1"	—	—
J. Load floor height – 8' box	34.8"/36.5"	34.5"/35.7"	—	—	—
K. Ground clearance (min.) – 5½' box	—	—	8.5"/9.4"	9.9"	9.8"
K. Ground clearance (min.) – 6½' box	8.8"/9.4"	8.7"/9.4"	8.4"/9.3"	—	—
K. Ground clearance (min.) – 8' box	8.6"/9.4"	8.7"/9.3"	—	—	—
L. Cab length	121.5"	144.1"	155.9"	144.1"	155.9"

Interior – Front/Rear	Regular Cab	SuperCab	SuperCrew	RAPTOR SuperCab	SuperCrew
Head room	40.8"/—	40.8"/40.3"	40.8"/40.4"	40.8"/40.3"	40.8"/40.4"
Leg room (max.)	43.9"/—	43.9"/33.5"	43.9"/43.6"	43.9"/33.5"	43.9"/43.6"
Hip room	62.5"/—	62.5"/64.7"	62.5"/64.7"	62.5"/64.7"	62.5"/64.7"
Shoulder room	66.7"/—	66.7"/65.8"	66.7"/65.9"	66.7"/65.8"	66.7"/65.9"
<b>Cargo Box</b>	<b>5½' Box</b>	<b>6½' Box</b>	<b>8' Box</b>	<b>5½' Box</b>	<b>5½' Box</b>
Volume (cu. ft.)	52.8	62.3	77.4	52.8	52.8
M. Inside height	21.4"	21.4"	21.4"	21.4"	21.4"
N. Length at floor	67.1"	78.9"	97.6"	67.1"	67.1"
O. Width at wheelhouse	50.6"	50.6"	50.6"	50.6"	50.6"
P. Maximum width at floor	65.2"	65.2"	65.2"	65.2"	65.2"



## Maximum Payload Weight Ratings (lbs.)

Engine	Drive	Max. GVWR	Regular Cab		SuperCab		SuperCrew	
			122.4" WB	141.1" WB	145.0" WB	163.7" WB	145.0" WB	156.8" WB
3.5L Ti-VCT V6	4x2	6,010/6,100 6,150	1,910/—	—/1,900	—/1,650	—/—	—/—	—/—
	4x4	6,050/6,100 6,300/6,350	1,700/—	—/1,660	—/—	—/—	—/—	—/—
2.7L EcoBoost® V6	4x2	6,010/6,100/6,250 6,350/6,500/6,650 6,750/6,800/6,900	1,820/—/—	—/1,820/—	—/—/1,710	—/—/—	—/—/1,640	—/—/—
	4x4	6,050/6,250/6,500 6,800/6,900/7,000	1,590/—/—	—/1,690/—	—/—/1,650	—/—/—	—/—/1,630	—/—/—
5.0L Ti-VCT V8	4x2	6,200/6,750/6,800 6,900/6,950/7,000 7,600/7,850	1,900/—/—	—/2,340/—	—/—/—	—/—/—	—/—/2,160	—/—/—
	4x4	6,400/6,950/7,000 7,050/7,600/7,850	1,830/—/—	—/2,290/—	—/—/—	—/—/2,000	—/—/2,100	—/—/—
3.5L EcoBoost	4x2	6,750/6,900/7,000 7,050/7,600 7,850	—/—/—	2,600/2,990 <sup>2</sup> 3,220 <sup>3</sup>	—/2,230/—	—/—/—	2,050/—/—	—/—/2,240
	4x4	7,000/7,050 7,600/7,850	—/—	—/2,330 2,770 <sup>2</sup> /2,980 <sup>3</sup>	—/2,120 —/—	—/1,950 2,450 <sup>2</sup> /2,680 <sup>3</sup>	2,030/— —/—	—/2,040 2,390 <sup>2</sup> /2,630 <sup>3</sup>

WB = Wheelbase <sup>1</sup>Requires 2.7L EcoBoost Payload Package. <sup>2</sup>Requires Heavy-Duty Payload Package and 17" wheels. <sup>3</sup>Requires Heavy-Duty Payload Package and 18" wheels.

**Payload Notes:** Maximum capabilities shown are for properly equipped vehicles with required equipment and a 150-lb. driver. Weight of additional options, equipment, passengers and cargo must be deducted from this weight. For additional information, see your Ford Dealer.

# TECHNICAL SPECIFICATIONS

## Conventional Towing – Maximum Loaded Trailer Weight Ratings (lbs.)

Engine	Axle Ratio	GCWR	Regular Cab		SuperCab		SuperCrew®	
			122.4" WB 4x2/4x4	141.1" WB 4x2/4x4	145.0" WB 4x2/4x4	163.7" WB 4x2/4x4	145.0" WB 4x2/4x4	156.8" WB 4x2/4x4
3.5L Ti-VCT V6	3.55	9,400	5,000/—	—/—	—/—	—/—	—/—	—/—
		9,500	—/—	5,000/—	—/—	—/—	—/—	—/—
		9,700	—/5,000	—/—	—/—	—/—	—/—	—/—
	3.73	9,800	—/—	—/—	5,000/—	—/—	—/—	—/—
		9,900	—/—	—/—	—/—	—/—	5,000/—	—/—
		12,000	7,600/—	—/—	—/—	—/—	—/—	—/—
2.7L EcoBoost® V6	3.31	12,100	—/—	7,600/—	—/—	—/—	—/—	—/—
		12,200	—/7,500	—/7,400	7,400/7,200	—/—	7,300/7,100	—/—
		12,300	7,600/—	—/—	—/—	—/—	—/—	—/—
	3.55	12,500	—/—	7,600/—	—/—	—/—	—/—	—/—
		12,500	—/7,700	—/7,600	—/—	—/—	—/—	—/—
		12,700	—/—	—/—	—/7,500	—/—	—/—	—/—
3.73	12,800	—/—	—/—	—/—	—/—	—/7,600	—/—	
	13,100	8,500/—	8,400/—	8,200/—	8,000/—	8,100/—	8,100/—	
	13,300	—/8,500	8,500 <sup>1</sup> /8,400	8,300 <sup>1</sup> /8,100	8,200 <sup>1</sup> /—	8,200 <sup>1</sup> /8,100 <sup>1</sup>	8,200 <sup>1</sup> /—	
5.0L Ti-VCT V8	3.31	13,000	8,300/—	—/—	—/—	—/—	—/—	—/—
		13,200	—/8,300	—/—	—/—	—/—	—/—	—/—
		13,900	—/—	9,000/—	—/—	—/—	—/—	—/—
		14,100	—/—	—/9,000	—/—	—/—	—/—	—/—
		14,200	—/—	—/—	9,100/—	—/—	9,100/—	9,000/—
		14,300	—/—	—/—	—/9,000	—/—	—/8,900	—/8,900
	3.55	13,200	—/8,300	—/—	—/—	—/—	—/—	—/—
		13,800	9,100/—	—/—	—/—	—/—	—/—	—/—
		14,100	—/—	—/9,000	—/—	—/—	—/—	—/—
		14,400	—/—	—/—	—/9,000	—/—	—/9,000	—/—
		14,500	—/—	—/—	—/—	—/9,000	—/—	—/9,000
		14,900	—/—	10,000/—	—/—	—/—	—/—	—/—
	3.73	15,200	—/—	—/—	10,100/—	—/—	10,100/—	10,000/—
		15,300	—/—	—/—	—/—	10,100/—	—/—	—/—
		14,600	—/9,600	—/—	—/—	—/—	—/—	—/—
		16,000	—/—	11,000 <sup>2</sup> /—	—/—	—/—	—/—	—/—
		16,100	—/—	—/10,900 <sup>3</sup>	—/—	—/—	—/—	—/—
		16,200	—/—	—/11,000	—/10,900	10,800 <sup>2</sup> /10,700	—/10,800	10,800 <sup>2</sup> /10,800
3.5L EcoBoost	3.15	15,500	—/—	10,700/—	—/—	—/—	—/—	
		15,800	—/—	—/—	10,700/—	—/—	10,700/—	
		15,900	—/—	—/—	—/—	10,700/—	—/—	10,600/—
	3.31	15,800	—/—	—/10,700	—/—	—/—	—/—	—/—
		16,000	—/—	—/—	—/10,700	—/—	—/—	—/—
		16,100	—/—	—/—	—/—	—/—	—/10,700	—/10,700
	3.55	16,200	—/—	—/—	—/—	—/10,700	—/—	—/—
		15,800	—/—	—/10,700	—/—	—/—	—/—	—/—
		16,000	—/—	—/—	—/10,700	—/—	—/—	—/—
		16,100	—/—	—/—	—/—	—/—	—/10,700	—/10,700
		16,200	—/—	—/—	—/—	—/10,700	—/—	—/—
		16,900	—/—	—/—	—/—	—/—	—/11,500 <sup>4</sup>	—/—
3.73	17,000	—/—	12,200 <sup>4</sup> /—	—/—	—/—	11,900 <sup>4</sup> /—	—/—	
	17,100	—/—	12,200 <sup>4</sup> /12,000 <sup>4</sup>	12,000 <sup>4</sup> /11,800 <sup>4</sup>	11,900 <sup>4</sup> /11,600 <sup>4</sup>	—/—	11,800 <sup>4</sup> /11,700 <sup>4</sup>	
	17,000	—/—	—/11,800 <sup>3</sup>	—/—	—/—	—/—	—/11,400 <sup>3</sup>	
		17,100	—/—	12,100 <sup>2</sup> /11,900 <sup>2</sup>	—/—	11,800 <sup>2</sup> /11,500 <sup>2</sup>	—/—	

## RAPTOR Payload & Towing (lbs.)

SuperCab	SuperCrew
Max. GVWR: 6,600	Max. GVWR: 7,050
Max. GCWR: 12,000	Max. GCWR: 14,250
Max. Payload: 1,000	Max. Payload: 1,200
Max. Towing: 6,000	Max. Towing: 8,000

## F-150 Mechanical

Front Suspension	Rear Suspension	Brakes
Coil-over-shock	Solid axle	4-wheel vented-disc ABS
Axle rating @ ground: 2,850 lbs.-3,750 lbs.	Axle rating @ ground: 3,300 lbs.-4,800 lbs.	Front rotor diameter: 13.8" Rear rotor diameter: 13.7"

WB = Wheelbase <sup>1</sup>Requires 2.7L EcoBoost Payload Package. <sup>2</sup>Requires Heavy-Duty Payload Package and 18" wheels. <sup>3</sup>Requires Heavy-Duty Payload Package and 17" wheels. <sup>4</sup>Requires Max. Trailer Tow Package.

**Towing Notes:** Maximum loaded trailer weights shown. Do not exceed trailer weight of 5,000 lbs. when towing with bumper only. The combined weight of the towing vehicle (including options, hitch, passengers and cargo) and the loaded trailer must not exceed the GCWR (Gross Combination Weight Rating). Trailer tongue load weight should be 10-15% of total loaded trailer weight. Make sure that the vehicle payload (reduced by option weight) will accommodate trailer tongue load weight and the weight of passengers and cargo added to the towing vehicle. The addition of trailer tongue load weight, and the weight of passengers and cargo, cannot cause vehicle weights to exceed the rear GAWR (Gross Axle Weight Rating) or GVWR (Gross Vehicle Weight Rating). These ratings can be found on the vehicle's Safety Compliance Certification Label. See the RV and Trailer Towing Guide for requirements, restrictions and 5th-wheel towing.

# EXTERIOR & INTERIOR CHOICES

	Two-Tone	XL	XL SPORT	STX	XL T	XL T SPORT	LARIAT	LARIAT SPORT	KING RANCH <sup>®</sup>	PLATINUM	LIMITED	RAPTOR
White Platinum Metallic Tri-coat <sup>1</sup>	■						8 9 10		12	13 14	15	
Oxford White	■	1 2	1 2	3	4 5	6 7	8 9 10	10 11	12			16 17 18
Ingot Silver <sup>2</sup>	■	1 2	1 2	3	4 5	6 7	8 9 10	10 11		13 14		16 17 18
White Gold <sup>2</sup>	■				5		9 10		12	13 14	15	
Caribou <sup>2</sup>		1 2			4 5		8 9 10		12			
Bronze Fire <sup>2</sup>	■				4 5		8 9 10		12			
Race Red	■	1 2	1 2	3	4 5	6 7	8 9 10	10 11				

■ Caribou Two-Tone Accent exterior standard on KING RANCH; optional on LARIAT ■ Magnetic Two-Tone Accent exterior optional on XLT  
 2: Optional 7: Requires XLT Special Edition Package 8: Not available with two-tone exterior 11: Requires LARIAT Special Edition Package

	Two-Tone	XL	XL SPORT	STX	XL T	XL T SPORT	LARIAT	LARIAT SPORT	KING RANCH	PLATINUM	LIMITED	RAPTOR
Ruby Red Metallic Tinted Clearcoat <sup>1</sup>	■	■				4 5	6 7	8 9 10	10 11	12	13 14	16 17
Lightning Blue	■	■	1 2	1 2	3	4 5	6 7		10 11			16 17 18
Blue Jeans <sup>2</sup>	■	■	1 2			4 5		8 9 10		12	13 14	15
Avalanche												16 17 18
Lithium Gray			1 2	3	4 5	6 7		10 11				
Magnetic <sup>2</sup>		1 2	1 2	3	4 5	6 7	8 9 10	10 11		13 14	15	16 17 18
Shadow Black	■	■	1 2	1 2	3	4 5	6 7	8 9 10	10 11	12	13 14	15

18: Requires RAPTOR Interior Accent Package

Colors are representative only. See your dealer for actual paint/trim options.  
<sup>1</sup>Additional charge. <sup>2</sup>Metallic.





## FORD ACCESSORIES

XLT SuperCrew® 4x4 in Ingot Silver accessorized with a chrome exhaust tip, heavy-duty splash guards with stainless steel inserts, step bars, stowable load ramps, spray-in bedliner,<sup>2</sup> hard-folding tonneau cover,<sup>2</sup> side window deflectors,<sup>2</sup> fender flares, rear wheel-well liners, trailer tow mirrors and hood deflector

### Exterior

- Exhaust tips
- Exterior trim kits<sup>2</sup>
- Fender flares<sup>2</sup>
- Fog lamps<sup>2</sup>
- Ford custom graphics<sup>2</sup>
- Hood deflector
- Hood protector<sup>2</sup>
- Racks and carriers<sup>2</sup>
- Side window deflectors<sup>2</sup>
- Splash guards
- Sportz<sup>®</sup> tents<sup>2</sup>
- Step bars
- Trailer towing accessories
- Wheel lock kits
- Wheel-well liners

### Interior

- Ash cup/coin holders
- Cargo organizers and protectors
- Carpeted floor mats
- First aid and roadside assistance kits<sup>2</sup>
- Floor liners (A)
- In-vehicle safe<sup>2</sup>
- Interior light kit
- Leather-trimmed interior seating<sup>2</sup>
- Protective seat covers<sup>2</sup>
- Tablet cradle<sup>2</sup>

### Bed Products

- Bed/cargo illumination
- Bed cargo net, divider, extender and mats
- Bed rails and installation kit<sup>2</sup>
- Bed standard interface plates
- Bed tailgate seal<sup>2</sup>

- Bed tailgate viscous dampening cartridge
- Bedliner plug kits
- Commercial-grade tool/cargo box<sup>2</sup>
- Drop-in bedliner (B)
- Pivot storage side box<sup>2</sup>
- Premium locking cleats
- Retractable bed side steps
- Retractable stake pocket tie-downs<sup>2</sup>
- Stowable load ramps
- Tonneau covers<sup>2</sup>

### Electronics

- Dual headrest DVD<sup>2</sup> (C)
- Ford Telematics™ powered by Telogis<sup>®2</sup>
- Keyless entry keypad
- Remote Access (D)
- Remote start systems
- Vehicle Security System
- Warning sensor systems<sup>2</sup>
- Wireless charging<sup>2</sup>



accessories.ford.com



**New Vehicle Limited Warranty.** We want your Ford F-150 ownership experience to be the best it can be. Under this warranty, your new vehicle comes with 3-year/36,000-mile bumper-to-bumper coverage, 5-year/60,000-mile Powertrain Warranty coverage, 5-year/60,000-mile safety restraint coverage, and 5-year/unlimited-mile corrosion (perforation) coverage on aluminum body panels – all with no deductible. Please ask your Ford Dealer for a copy of this limited warranty.

**Roadside Assistance.** Covers your vehicle for 5 years or 60,000 miles, so you have the security of knowing that help may be only a phone call away should you run out of fuel, lock yourself out of the vehicle or need towing. Your Ford Dealer can provide complete details on all of these advantages.

**Ford Credit.** Get the ride you want. Whether you plan to lease or finance, you'll find the choices that are right for you at Ford Credit. Ask your Ford Dealer for details or check us out at [fordcredit.com](http://fordcredit.com).

**Ford Protect Extended Service Plans.** Whether you purchase or lease your Ford vehicle, insist on genuine Ford Protect extended service plans. Ford Protect has a variety of plans to give you peace-of-mind protection whether you want vehicle component or maintenance coverage. Plus, they are fully backed by Ford and honored at all Ford dealerships in the U.S., Canada and Mexico. When you visit your dealer, insist on genuine Ford Protect extended service plans.

**Insurance Services.** Get Ford Motor Company quality in your auto insurance. Our program offers industry-leading benefits and competitive rates. Call 1-877-367-3847, or visit us at [fordvip.com](http://fordvip.com) for a no-obligation quote. Insurance offered by American Road Services Company (in CA, American Road Insurance Agency), a licensed agency and subsidiary of Ford Motor Company.

**Ford Original Accessories.** They're warranted for whichever provides you the greatest benefit: 24 months/unlimited mileage, or the remainder of your Bumper-to-Bumper 3-year/36,000-mile New Vehicle Limited Warranty. Ford Licensed Accessories (FLA) are warranted by the accessory manufacturer's warranty. FLA are designed and developed by the accessory manufacturer and have not been designed or tested to Ford Motor Company engineering requirements. Contact your Ford Dealer for details and/or a copy of all limited warranties.

Alcantara is a registered trademark of Alcantara S.p.A., Italy. Android Auto, Google, Google Play and other marks are trademarks of Google Inc. Apple, Apple CarPlay, iPhone and Siri are trademarks of Apple Inc., registered in the U.S. and other countries. App Store is a service mark of Apple, Inc. BFGoodrich is a registered trademark, and CoreGuard is a trademark, of Michelin North America, Inc. E-Track is a trademark of Erickson Manufacturing Limited. FOX Racing Shox is a trademark of Fox Factory, Inc. fourwheeler.com is a registered trademark of TEN: The Enthusiast Network, LLC. "HD Radio" is a proprietary trademark of iBiquity Digital Corporation. Hoosier is a registered trademark of the Hoosier Racing Tire Corporation. KICKER is a registered trademark of Stillwater Designs and Audio, Inc. King Ranch is a registered trademark of King Ranch, Inc. PANDORA, the PANDORA logo, and the Pandora trade dress are trademarks or registered trademarks of Pandora Media, Inc. Used with permission. SiriusXM audio and data services each require a subscription sold separately, or as a package, by Sirius XM Radio Inc. If you decide to continue service after your trial, the subscription plan you choose will automatically renew thereafter and you will be charged according to your chosen payment method at then-current rates. Fees and taxes apply. To cancel you must call SiriusXM at 1-866-635-2349. See SiriusXM Customer Agreement for complete terms at [www.siriusxm.com](http://www.siriusxm.com). All fees and programming subject to change. Trial subscriptions not available in AK and HI. Sirius, XM and all related marks and logos are trademarks of Sirius XM Radio Inc. Sony is a registered trademark of the Sony Corporation. Wi-Fi<sup>®</sup> is a registered trademark of the Wi-Fi Alliance.<sup>®</sup>

Comparisons based on competitive models (class is Full-Size Pickups under 8,500 lbs. GVWR based on Ford segmentation), publicly available information and Ford certification data at time of release. Vehicles may be shown with optional equipment. Features may be offered only in combination with other options or subject to additional ordering requirements/limitations. Dimensions shown may vary due to optional features and/or production variability. Information is provided on an "as is" basis and could include technical, typographical or other errors. Ford makes no warranties, representations, or guarantees of any kind, express or implied, including but not limited to, accuracy, currency, or completeness, the operation of the information, materials, content, availability, and products. Ford reserves the right to change product specifications, pricing and equipment at any time without incurring obligations. Your Ford Dealer is the best source of the most up-to-date information on Ford vehicles.

<sup>1</sup>Factory option. See dealer for details. <sup>2</sup>Ford Licensed Accessory.