



GENESIS



GENESIS

# GENESIS G80 SPORT



GENESIS motors  
<http://www.genesis.com>  
ME. LHD 1705 English. KM-KM  
Copyright © 2017 Genesis motors. All Rights Reserved.

# GENESIS G80 SPORT

GENESIS strives to make a positive difference in the lives of discerning customers and become an important element of their lifestyle, introducing fascinating models that embody athletic elegance.

Now, the new GENESIS G80 SPORT, a performance-driven vehicle that combines the brilliant style of the GENESIS brand with a dynamic driving experience, delivers one of its most memorable moments.



# PERFORMANCE THROUGH DESIGN

A powerful driving performance and a bold, aggressive design awakens one's driving instincts. A low crouching position as if ready to take off at any moment, a powerful look as if aiming at a target, exciting acceleration and tight handling orchestrate GENESIS G80 SPORT's unique dynamic experience.





**Full LED adaptive headlamps & Air curtains** \_ Copper chrome details on the headlamps convey a dynamic image. Vertical-type air curtains beneath the lamps reduce the aerodynamic drag of the vehicle.



**Black outside mirror & Dark surround molding** \_ The large, black outside mirrors feature hidden-type side repeater lamps. Dark surround molding accentuates the feeling of a sports sedan.



**Dark sputtering wheels & Dark chrome garnishes** \_ Multi-spoke wheels with copper details, exclusive to the sports model, and dark chrome garnishes complete the G80's classic yet vibrant image.



**Tinted rear combination lamps & Dual twin tip mufflers** \_ Dark, tinted rear combination lamps, dual twin tip mufflers, and a black high gloss rear diffuser complete the vehicle's sporty appearance.

DYNAMISM THAT CAN BE FELT WITH YOUR EYES



## THE DYNAMIC DRIVING PERFORMANCE OF GENESIS G80 SPORT

**3.3 V6 T-GDi gasoline engine** \_ GENESIS G80 SPORT's exclusive 3.3 Turbo GDi engine boasts a maximum power of 370ps and maximum torque of 52.0kg-m. Its twin-turbo system renders powerful acceleration at all speeds, yet the ride is so comfortable that the GENESIS G80 SPORT is also perfect as a family car or for daily use.

**Sport mode** \_ Optimized torque map and responsiveness deliver outstanding acceleration, ready to take off at any moment. A solid body and synchronized handling provide an exciting yet stable driving. Experience the climax of your driving instincts through the GENESIS G80 SPORT's Sport mode.





## AWE-INSPIRING DRIVING

GENESIS added the dynamism of a sports vehicle to the comfort of a premium sedan. The luxurious orchestration of exclusive sport seats, a 3-spoke steering wheel, real carbon and real aluminum details are hallmarks of the GENESIS G80 SPORT.





**3-spoke steering wheel** \_ A 3-spoke steering wheel with a wider rim that optimizes the grip; and paddle shifters that were specifically designed for the sports model to improve driving maneuvers.



**Exclusive sport seats & Black suede interior** \_ Exclusive sport seats with amplified bolsters provide greater stability and comfort to the driver, while the prime Nappa leather and black suede details enhance the sophistication of the interior.



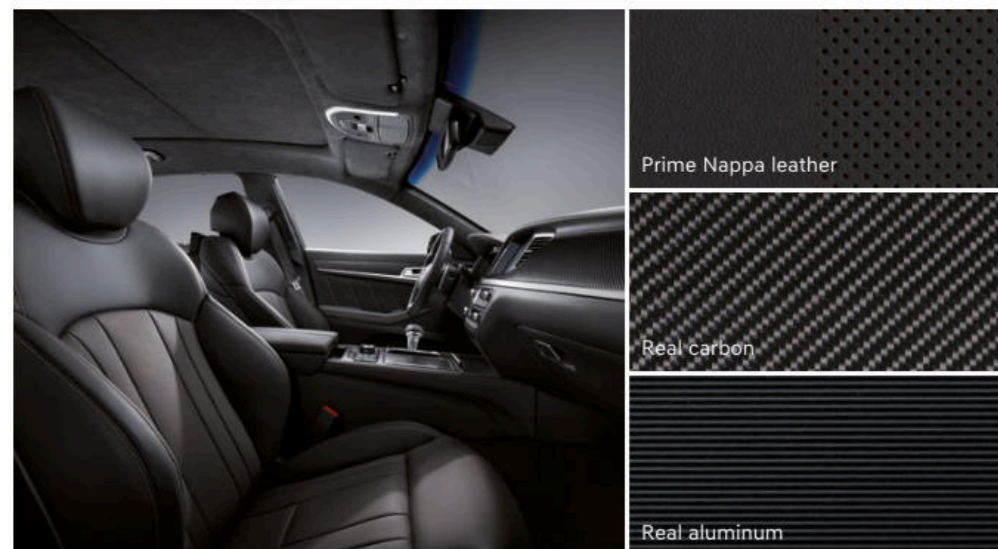
**Stripe pattern real aluminum & Analog clock** \_ Sophisticated interior with stripe pattern real aluminum and a copper-colored analog clock complete the GENESIS G80 SPORT's unique sensibility.



**Real carbon** \_ Real carbon interior made from woven carbon fibers render a dynamic yet luxurious interior.

DRIVING EXCITEMENT AND COMFORT THAT LINGERS

## INTERIOR TRIMS



Copper black




Ice gray

## EXTERIOR COLORS




YW6 Marble white



Y6S Platinum silver




RGY Racing gray



N5M Carbon metal



T5K Titanium black



P5C Polar ice




PS5 Lapis blue



E5E Graceful green



Z5E Blazing red



U5B Umber brown

## SPECIFICATIONS

Type	3.3 V6 T-GDI gasoline engine			
Dimensions (mm)	Exterior	Overall length (mm)	4,990	
		Overall width (mm)	1,890 (with grip handle)	
		Overall height (mm)	1,480	
		Wheel base (mm)	3,010	
	Interior	Wheel tread (mm)	Front	1,620
			Rear	1,633
		Head room (mm)	Front	1,045 (with sunroof : 1,000)
			Rear	Bench seat : 970 / Power seat : 960
		Leg room (mm)	Front	1,160
			Rear	890
Shoulder room (mm)	Front	1,480		
	Rear	1,450		
Engine	Engine type	DOHC with Dual CVVT		
	Displacement (cc)	3,342		
	Max. Power (ps / rpm)	370 / 6,000		
	Max. Torque (kg.m / rpm)	52.0 / 1,300 - 4,500		
Brakes	Dual-diagonal split circuit, power-assisted braking system with EBD, ABS, TCS, and ESP system : Standard			
Suspension	Multi-link			
Tire	Front : 245 / 40 R19, Rear : 275 / 35 R19			
Fuel tank (liter)	77			

- The above values are results from internal testing and are subjected to change after validation.
- Some of the equipment illustrated or described in this catalog may not be supplied as standard equipment and may be available at extra cost.
- Specifications and equipment may change without prior notice.
- The color plates shown may vary slightly from the actual colors due to the limitations of the printing process.
- Please consult your dealer for full information and availability on colors and trims.



Units: mm, \* based on 245 / 40 R19 tires in the front and 275 / 35 R19 tires in the back