

GMC

CANYON

WE ARE PROFESSIONAL GRADE





GMC CANYON. Today, many of your favorite products and technologies are designed to be efficient, comfortable and powerful. That's how Canyon is engineered. It's efficient in its use of space, refined with a quiet, comfortable cabin and exceedingly capable with impressive payload¹ and trailering.² Bringing all of this together in one premium package is no small achievement. All of this makes Canyon an entirely new take on trucks. Explore the new Canyon at GMC.COM.

¹These maximum payload ratings are intended for comparison purposes only. Before you buy a vehicle or use it to haul people or cargo, carefully review the vehicle loading section of the Owner's Manual and check the carrying capacity of your specific vehicle on the label on the inside of the driver's door jamb. ²Before you buy a vehicle or use it for trailering, carefully review the trailering section of the Owner's Manual. The weight of passengers, cargo and options or accessories may reduce the amount you can tow.



CANYON EXTENDED CAB 5LE ALL-TERRAIN IN CYBER GRAY METALLIC (left)
CANYON CREW CAB SLT IN BRONZE ALLOY METALLIC (right) shown with available equipment.


INTERIOR | 2

EXTERIOR | 8

PERFORMANCE | 18

SECURITY | 22

SELECTION | 24





WHAT'S MOST INCREDIBLE IS THAT THIS IS A TRUCK.

Trucks are built to be rough and tough. But there's no rule that says they have to sound, feel and look that way on the inside. In Canyon SLT Crew and Extended Cabs, you'll find an exceptionally quiet interior; supportive, comfortably sculpted dual-firmness foam seats; premium materials such as aluminum trim, soft-wrapped instrument panel and hand-stitched leather-wrapped steering wheel; and surprising roominess. The list of premium features on SLT models includes the following.

LEATHER-APPOINTED HEATED FRONT SEATS.

POWER DRIVER AND PASSENGER SEATS WITH POWER LUMBAR.

REMOTE VEHICLE START.

AUTOMATIC CLIMATE CONTROL.

WE PLACE A PREMIUM ON MATERIALS.

At GMC, we believe in an inherent truth in materials. Not only must they look premium, they should be constructed of authentic elements that feel good and provide durability. We made sure that Canyon SLE surrounds you with wear-resistant materials that are easy to keep clean. You'll also find unexpected storage areas located throughout the truck, as well as the features below.

8" DIAGONAL COLOR TOUCH-SCREEN
AUDIO SYSTEM WITH INTELLILINK.*

ALUMINUM TRIM.

SOFT-TOUCH INSTRUMENT PANEL WITH
CONTRASTING STITCHING.

TELESCOPING STEERING COLUMN.

*Full functionality requires compatible Bluetooth® and smartphone. Some devices require USB connectivity.



CANYON EXTENDED CAB SLE INTERIOR IN JET BLACK
shown with available equipment.



STAY IN TOUCH, INFORMED AND ENTERTAINED.

Your always-connected world shouldn't stop because you're on the go. In the GMC Canyon, technologies such as available OnStar 4G LTE¹ with a built-in Wi-Fi hotspot allow you to stay in touch on the road.



ONSTAR 4G LTE WI-FI¹ Available OnStar 4G LTE offers a built-in Wi-Fi hotspot (with 3-month/3GB trial, whichever comes first) for a speedy Internet connection for Web-enabled devices. It's reliably fast, easy to use and handles up to seven devices.



PERSONALIZED ENTERTAINMENT AND NAVIGATION Canyon's available 8" diagonal LCD center touch-screen is the perfect display for the available Color Touch Sound System with IntelliLink². The system is also available with navigation.³ The screen provides instant information, dynamic response and predictive functionality. Both feature natural language voice recognition as well.

¹Devices must be WPA2 compliant with active OnStar service and data plan. Wi-Fi device manufacturer (prior to 2016) may not be compatible. Please consult your device manufacturer for information regarding the WPA2 security protocol and Wi-Fi device compatibility. Vehicle must be started (or in accessory mode) to access Wi-Fi. Visit onstar.com for details and system limitations. ²Full functionality requires compatible Bluetooth and smartphone. Some devices require USB connectivity. ³Map coverage available in the United States, U.S. Virgin Islands, Puerto Rico and Canada. ⁴Not compatible with all devices.



REAR VISION CAMERA SYSTEM Standard on all models, its dynamic grid lines provide the perfect guide when backing up or hitching a trailer. Shown with the available 8" diagonal Color Touch Radio.

POWER SUPPLY Depending on the model and options you choose, you will have a convenient power supply; up to four USB ports⁴ and two auxiliary 12-volt power outlets keep first- and second-row passengers connected and powered up.



CENTER PANEL INSTRUMENTATION Access to controls and power sources is centrally located. This array of switches puts Canyon's important functions at your fingertips.

SAFETY ALERT TECHNOLOGIES Canyon offers an available Driver Alert Package, including Forward Collision Alert and Lane Departure Warning.

BOSE® PREMIUM SOUND The optional Bose Premium audio system is engineered to get you closer to the realism of a live performance with seven speakers to make sure you hear every note.



DRIVER INFORMATION CENTER To make information easy to view at a glance, GMC designers created an available 4.2" diagonal multicolor Driver Information Center (DIC). The DIC's menu can be navigated with steering-wheel controls.

AUTOMATIC CLIMATE CONTROL Canyon offers an available heating and air-conditioning system that allows you to simply set a desired temperature that is maintained automatically.





THE PEAK.

To complement its well-appointed cabin, Canyon displays distinctive halogen projector-beam headlamps and signature lighting as well as purposefully designed bodylines sculpted to help deliver efficiency and create a quiet interior. To personalize your Canyon to fit your life, a long list of accessories is available to help enhance its function and appearance. Choose Canyon SLT, and both Crew and Extended Cabs feature these additional appointments.

18" POLISHED ALUMINUM WHEELS.

**CHROME DOOR HANDLES AND
MIRROR CAPS.**

HEATED OUTSIDE REARVIEW MIRRORS.

**PROFESSIONAL GRADE ACCESSORIES;
SEE PAGE 26.**

CARRIES A LOT. INCLUDING FEATURES.


Before you even load it up, Canyon SLE packs a lot. It contains a long list of standard features in one purposefully premium package. Those design elements include a chrome grille surround and 17" aluminum wheels, as well as body-color door handles and mirror caps. It also provides functional equipment such as power mirrors and a driver-side spotter mirror. Like its cargo capacity, the list of Canyon SLE features is robust.

ICONIC GMC CHROME GRILLE.

EZ-LIFT AND LOWER TAILGATE.

FOG LAMPS.

CHROME BELTLINE MOLDINGS.



CANYON EXTENDED CAB SLE IN CYBER GRAY METALLIC
shown with available equipment.



STYLISH AND FUNCTIONAL ASSIST STEPS
are available dealer-installed accessories.



ROCKER STEP OFF-ROAD ASSIST STEPS

A TRUCK FOR ALL SURFACES.

Living life to its fullest means not letting unpaved terrain stop you. That's why Canyon with its available All-Terrain Package gives you the ability to make your own path. Add a unique interior and you get a truck designed and engineered to meet your higher standard of capability.

AUTOMATIC LOCKING REAR DIFFERENTIAL.

TRANSFER CASE SHIELD ON 4WD MODELS.

HILL DESCENT CONTROL.

Z71 OFF-ROAD SUSPENSION.



EXCLUSIVE ALL-TERRAIN CABIN DESIGN You'll find carbon-fiber-inspired accents, unique All-Terrain seating with All-Terrain logo and contrasting red stitching, special dark aluminum IP material and other All-Terrain appointments.

Z71 OFF-ROAD SUSPENSION The legendary Z71 suspension allows you to go beyond mere sightseeing to truly explore the great outdoors.

AUTOMATIC LOCKING REAR DIFFERENTIAL This available feature directs power to the wheel with the most traction on loose gravel or slippery surfaces.

TRANSFER CASE SHIELD Venturing off-pavement means encountering just about anything. The 4WD models have the added protection to help safeguard vital components under the truck.

ALL-TERRAIN WHEELS Available Dark Argent metallic cast-aluminum wheels with painted accents are shown at left.

BODY-COLOR ACCENTS Front and rear bumpers, as well as the grille surround, match the vehicle body color.

HILL DESCENT CONTROL This available feature uses antilock braking for a smooth and controlled hill descent in rough terrain without you having to touch the brake pedal.



A LOT OF THINKING WENT IN HERE.

The thought was, "How can a cargo box do more than just carry your gear?" That's how we arrived at innovations that help you get into the bed easily as well as organize and secure cargo. In addition, Canyon is engineered to deliver exceptional payload capability, thanks to its large cargo box.

CORNERSTEP REAR BUMPER Integrated into the corners, the bumper steps make it easy to access the cargo box. The deep tread of the step accommodates large boots, and hand assists on the top of the side rails help give you a boost into the bed.

EZ-LIFT AND LOWER TAILGATE Loading the cargo box takes less effort thanks to an available EZ-Lift and Lower Tailgate.



REMOVABLE AND LOCKING TAILGATE Allows the tailgate to be removed easily when you need a wide-open cargo box. It locks to secure cargo and help prevent tailgate theft.

ROLL-FORMED STEEL Unlike the stamped-steel approach, a roll-formed process is used in Canyon's cargo bed, which allows for a higher-grade steel that's stronger, lighter and more durable.

MOVABLE TIE-DOWN HOOKS Four patented, load-bearing upper tie-down hooks are available. They can be repositioned in 13 locations around the box depending on the cargo being secured.

SPRAY-IN BEDLINER To provide a permanent, nonskid surface, the available black liner covers the entire bed below the side rails, including the tailgate, front box top rail and lower tie-down loops.

TWO-TIER LOADING Standard two-tier loading allows a platform to split the load into upper and lower sections, making it easier to haul and store items.

RAIL PROTECTORS Box rail protectors at the top of the box and across the top of the tailgate improve damage resistance.

THE NEWEST MEMBER OF THE GMC TRUCK PORTFOLIO.



CANYON CREW CAB SLT IN BRONZE
ALLOY METALLIC (center)

SIERRA 1500 ALL-TERRAIN CREW CAB
SLT IN IRIDIUM METALLIC (right)



All vehicles shown with available equipment.



WE'VE ENGINEERED A NOVEL PARTNERSHIP: POWER AND EFFICIENCY.

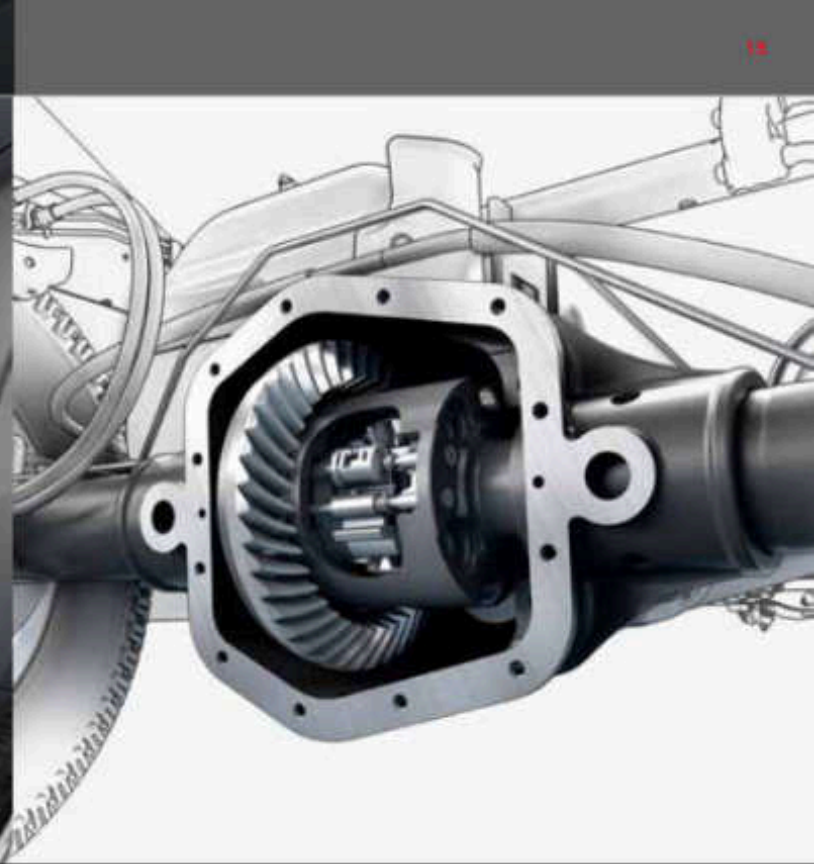
When it comes to moving Canyon down the road or trail, both of its engine options boast efficiency without sacrificing power, torque or a smooth ride. The 3.6L achieves remarkable efficiency and the 2.5L I-4 provides unexpected horsepower and torque for an engine its size. Learn more about Canyon's efficient technologies and specifications at GMC.COM.

ENGINES

3.6L V-6 VVT Engineered for responsiveness at all speeds, the 3.6L is the ideal blend of horsepower, torque and efficiency. With a direct-injected 24-valve, dual-overhead-cam design, it accelerates smoothly and quickly for confident highway passing and merging.

2.5L I-4 ENGINE Canyon benefits from the next generation of large-displacement four-cylinder engines engineered to generate surprising four-cylinder horsepower and torque to produce greater capability. The engine is also tuned to deliver more torque at a lower rpm, for strong acceleration.

DIRECT INJECTION (DI) Both engines benefit from DI technology. By injecting fuel directly into the combustion chamber at pressures up to 3000 psi, fast and efficient combustion is achieved. DI enables higher torque and power and improved vehicle performance while improving fuel efficiency.



ACTIVE GRILLE SHUTTERS Grille shutters automatically close to maximize aerodynamic efficiency when conditions are right. The shutters are designed to remain open in situations where max airflow is needed.

VARIABLE VALVE TIMING [VVT] For responsiveness in low-speed city driving and bold power for open-road passing or trailering, Canyon engines feature continuously VVT. It monitors and adjusts valve open and close points for near-peak levels of torque across the entire range of engine speeds.

ELECTRONIC THROTTLE CONTROL Delivers outstanding response and allows tailoring of the throttle progression to the requirements of the vehicle and your driving needs. A sensor measures pedal position, signaling the throttle to open at the precise rate and angle.

JET-SPRAY PISTON COOLING Oil is sprayed under pistons and on cylinder walls to maximize power and durability. It reduces piston temperature and knock sensitivity and allows the engine to maintain maximum torque and power while also reducing engine noise.

RIDE AND HANDLING

HYDRAULIC ENGINE MOUNTS These mounts reduce engine vibrations for a smoother, quieter ride.

CORROSION-RESISTANT DURALIFE BRAKE ROTORS Engineers invented a patented, GM-exclusive corrosion protection process designed to help double rotor life—which, of course, reduces maintenance costs—by hardening rotor surfaces. It protects against rust to help prevent steering-wheel shudder during braking.

AUTOMATIC LOCKING REAR DIFFERENTIAL Canyon is the first in its class to offer this available feature that can lock both rear wheels so they can gain traction on loose gravel or slippery surfaces.

AUTOTRAC 4WD TRANSFER CASE This available 4WD system is ideal when traction conditions are variable. When driving in AUTO, the front axle is engaged and power is sent to the front and rear wheels automatically based on the driving situation.

ELECTRIC POWER STEERING This feature helps improve fuel efficiency versus engine-powered systems. The variable assist is tuned to provide less assist at highway speeds for a solid on-center feel, and more assist for less steering effort when you're maneuvering in tight spaces.




ENGINEERING PUSHED FURTHER SO YOU CAN PULL MORE.

Canyon once again defies its size by being strong enough to pull up to 7000 lbs¹ when equipped with the V-6 engine and Trailering Package. The I-4 and V-6 models can trailer up to 3500 lbs¹ with the bumper-mounted ball hitch. You'll also find Canyon offers features designed to put you in command of the truck and your trailer right from the driver's seat.

FULLY BOXED FRAME Canyon's frame is constructed with 70 percent high-strength steel for maximum people- and cargo-carrying capability.

HILL DESCENT CONTROL Activated by pushing a button within easy reach, it uses antilock braking for a smooth and controlled hill descent in rough terrain without you having to touch the brake pedal. (All-Terrain models only.)

¹Canyon's 7000-lb rating requires available Trailering Package and 3.5L V-6 engine. Before you buy a vehicle or use it for trailering, carefully review the trailering section of the Owner's Manual. The weight of passengers, cargo and options or accessories may reduce the amount you can tow.



TRAILERING PACKAGE On V-6 models, achieve max trailering capacity with this available feature. Includes trailer hitch and 7-pin and 4-pin connectors.

HILL START ASSIST Sensors automatically detect when Canyon is on a 5 percent grade or more. The system holds the brakes momentarily or until the accelerator is pressed, preventing rollback.

TOW/HAUL MODE To give you even more power to accelerate when trailering or hauling heavy loads, Tow/Haul mode on V-6 models raises automatic-transmission upshift points.

TRAILER SWAY CONTROL This feature helps keep both you and your trailer heading in the same direction, automatically. It detects a swaying trailer and applies both Canyon's and the trailer's brakes (if properly equipped) to help bring it back in line.

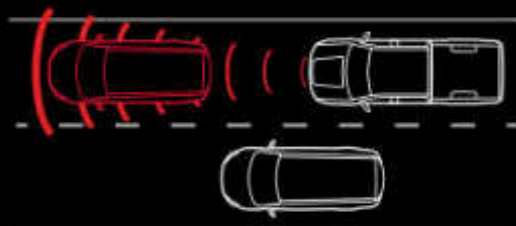
AUTO GRADE BRAKING Included with the available automatic transmission, it senses when you want to slow your Canyon and engages a Grade Braking shift pattern to help maintain your desired speed.

TAPSHIFT For full command over Canyon's shifting, TapShift puts controls on the shift lever. It's available only on automatic models.

AVOID TROUBLE DOWN THE ROAD, AND RIGHT IN FRONT OF YOU.

Canyon is the first in its class to offer collision-avoidance technologies often found in luxury vehicles—Forward Collision Alert and Lane Departure Warning. They are engineered to help enhance your awareness of the road and surrounding vehicles. Safety features are no substitute for the driver's responsibility to operate the vehicle in a safe manner. The driver should remain attentive to traffic, surroundings and road conditions at all times. Read the vehicle Owner's Manual for more important safety information.

FORWARD COLLISION ALERT The available Forward Collision Alert helps warn you when you're rapidly approaching another vehicle and it appears a collision is imminent.



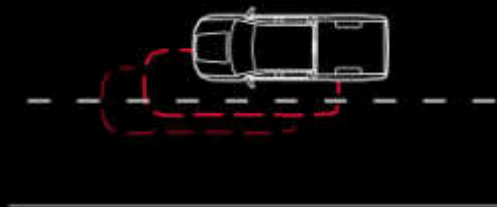
STABILITRAK Canyon's electronic stability control system helps improve stability by detecting and reducing traction loss.

CHILD SEAT ACCOMMODATION On Extended Cab models, the passenger-side rear-seat head restraint can be removed and inserted to extend the seat bottom to provide support for a variety of forward-facing child seats.

THEFT DETERRENCE To help ensure that it remains in your possession, Canyon offers two theft-deterrence technologies to keep potential thieves at bay.

TIRE PRESSURE MONITORING SYSTEM¹ It uses sensors inside the wheels to alert you to the tires' status and inflation level through the Driver Information Center. If you subscribe to OnStar Vehicle Diagnostics, this information is part of the monthly e-mail update, or download the OnStar RemoteLink² mobile app and check this status instantly.

LANE DEPARTURE WARNING This available technology alerts you if you wander from your lane without signaling while traveling over 35 mph.



AIR BAGS³ Six standard bags provide protection, including dual-stage frontal, head-curtain side with rollover protection, seat-mounted side-impact and a 360-degree sensor system to ensure proper bag deployment.

GMC PRO GRADE PROTECTION.

Pro Grade Protection is standard on every Canyon. From scheduled maintenance to protecting your entire vehicle, you can drive with confidence.

2-YEAR/24,000-MILE RECOMMENDED SCHEDULED MAINTENANCE¹

3-YEAR/36,000-MILE BUMPER-TO-BUMPER LIMITED WARRANTY²

5-YEAR/100,000-MILE POWERTRAIN LIMITED WARRANTY³

THERE WHEN YOU NEED US.



The OnStar Basic Plan⁴ standard for 5 years on most models, helps keep you connected, while the OnStar Directions & Connections Plan⁵ standard for 6 months on most models, lets you speak to a live OnStar Advisor just by pressing the blue OnStar button in your vehicle.

ONSTAR BASIC PLAN⁴ It includes RemoteLink Key Fob Services⁶ to remotely start (if factory equipped), lock/unlock your truck and activate your horn and lights from anywhere. Plus, get OnStar Vehicle Diagnostics and Dealer Maintenance Notification to simplify service scheduling. If your vehicle has available OnStar with 4G LTE,⁷ you have access to an available high-speed Internet connection and in-vehicle Wi-Fi hotspot to connect to your favorite Web content. For emergency and Advisor-based services, check out our additional plans.

AVAILABLE ONSTAR 4G LTE WI-FI HOTSPOT⁸

Super-fast speeds unleash the full potential of mobile devices by allowing you and your companions to play, work, game and surf. This built-in Wi-Fi hotspot (with 3-month/3GB trial, whichever comes first) enhances your productivity and entertainment.

AUTOMATIC CRASH RESPONSE⁹ In many crashes, built-in sensors alert an OnStar Advisor to see if you need help—even if you can't respond.

CRISIS ASSIST During severe weather or other crisis situations, OnStar helps you connect with loved ones and navigate your way to safety.

EMERGENCY SERVICES If someone needs help, the OnStar emergency button connects you to an Advisor.

ROADSIDE ASSISTANCE¹⁰ If you're stranded, run out of gas or have a flat tire, an OnStar Advisor is ready to help.

SECURITY FEATURES¹¹ Remote Door Unlock, Remote Horn and Lights and Stolen Vehicle Assistance provide help when you need it.

HANDS-FREE CALLING¹² WITH VOICE COMMAND

Available OnStar Hands-Free Calling allows you to push a button and call out the number while you keep your eyes on the road.

TURN-BY-TURN NAVIGATION Push your blue OnStar button and ask the Advisor to download directions to your Canyon.

ONSTAR eNAV WITH MAPQUEST.COM¹³ Get a head start on a trip by checking out your destination on mapquest.com and then clicking the "Send" link. Directions will be sent to your Canyon.

DESTINATION DOWNLOAD With the optional Navigation System, an Advisor will download directions to your Canyon's navigation screen.

¹Does not monitor spare tire. ²Available for select Apple, Android, BlackBerry and Windows devices. Services vary by device, vehicle and conditions. Requires an active OnStar subscription. ³Always use safety belts and the correct child restraint for your child's age and size, even with air bags. Even in vehicles equipped with the Passenger Sensing System, children are safer when properly secured in a rear seat in the appropriate infant, child or booster seat. Never place a rear-facing infant restraint in the front seat of any vehicle equipped with an active frontal air bag. See your Owner's Manual and child safety seat instructions for more safety information. ⁴Covers only scheduled oil changes with filter, four-wheel tire rotations and 27-point inspections, according to your new vehicle's recommended maintenance schedule, for up to 2 years or 24,000 miles, whichever comes first. Does not include air filters. Maximum of four service events. See participating dealer for other restrictions and complete details. ⁵Whichever comes first. See dealer for limited warranty details. ⁶Access is available for 5 years from the date of vehicle delivery and is transferable. Does not include any emergency services or other OnStar services. To cancel RemoteLink Key Fob Services or if your vehicle is sold, it is important to contact an OnStar Advisor. See onstar.com/vehicle for full details. ⁷With proper setup for coverage maps, details and system limitations. ⁸Devices must be WPA2 compliant with active OnStar service and data plan. Wi-Fi devices manufactured prior to 2010 may not be compatible. Please consult your device manufacturer for information regarding the WPA2 security protocol and Wi-Fi device compatibility. Vehicle must be started or in accessory mode to access Wi-Fi. Visit onstar.com for details and system limitations. ⁹OnStar acts as a link to existing emergency service providers. Not all vehicles may transmit all crash data. ¹⁰Roadside service provided by Allstate Roadside Services. ¹¹Services vary by model and conditions. ¹²Visit onstar.com for coverage map, details and system limitations. ¹³Visit onstar.com for coverage map, details and system limitations. OnStar Hands-Free Calling requires entering OnStar service contract and prepaid minutes. Not available in certain markets. Calls can be made in U.S. and Canada only.


ACCENTS




Axiom Aluminum




Smoked Mahogany Wood Tone



Jet Black/Jet Black Cloth



Jet Black/Dark Ash Vinyl



Jet Black/Dark Ash Cloth



Jet Black/Leather-Appointed

INTERIOR COLORS AND SEATING SURFACES

SL ¹	-	-	-	●	-	-
CANYON	-	-	-	-	●	-
SLE	●	●	●	-	-	-
SLT	●	●	-	-	-	●

KEY ● STANDARD ○ AVAILABLE - NOT AVAILABLE

EXTERIOR COLORS



Cardinal Red

Emerald Green Metallic^{2,3}Copper Red Metallic²

Quicksilver Metallic



Onyx Black



Cyber Gray Metallic

Bronze Alloy Metallic³Summit White³

¹2WD Extended Cab only. ²Not available with All-Terrain Package. See your GMC dealer for more exterior color details. ³Additional charge, premium paint. For more information, see gmc.com/2015canyon.

ALL-TERRAIN PACKAGE



Cocoa/Dune Cloth




Cocoa/Dune Leather-Appointed



Dark Aluminum



Off-Road Carbon Accent

Jet Black/Jet Black Cloth with
Cobalt Red Accents

-

-

-

-

-

-

-

-

-

-

●

-

○

○

○

-

●

-

-

-

WHEELS



RS1 10" ULTRA SILVER
METALLIC CAST ALUMINUM
STANDARD: SL AND CANYON



05W 17" BLADE SILVER
METALLIC CAST ALUMINUM
STANDARD: SL5



R1U 17" DARK ARGENT
METALLIC CAST ALUMINUM
STANDARD: ALL-TERRAIN



RT5 18" POLISHED CAST ALUMINUM
STANDARD: SLT



PERSONALIZED LICENSE PLATES ARE ONLY A START.

To help you customize your Canyon, GMC Accessories are engineered and tested to meet our Professional Grade standards.

GearOn PACKAGES Canyon is all about helping carry more of your gear with you, so GearOn combines individual accessories into comprehensive packages. For enhanced cargo versatility, the new GearOn Rack System features interchangeable parts to meet your lifestyle and work needs. Your dealer can provide the specifics for the following packages:

GearOn Bars Package—Cargo tie-down rings and tiered storage cross rails help you secure cargo of varying shapes and sizes.

GearOn Divider Package—Cargo tie-down rings and a bed cargo divider allow you to divide gear into compartments. Shown above right.

GearOn Utility Rack Package—Utility rack stanchions and tiered storage cross rails allow you to haul oversized items. Late availability.

ASSIST STEPS Stylish steps with textured step pads make it easier to get into and out of your Canyon. They're available in 3" round bar step or 5" rectangular, with either chrome or black powder-coat finish. Both finishes add great style and excellent corrosion protection.



18" Wheel, Aluminum
Chrome, 6-Spoke [SE5]

18" Wheel, Aluminum
UltraBright with Dark
Argent Paint, 6-Split
Spoke [SE7]

BEOLINER Protect the bed of your Canyon with this durable bedliner. It's fully ribbed, with a skid-resistant floor to help minimize load shifting. Black with GMC logo.

TOOLBOX This hardworking toolbox can handle up to 250 lbs of storage.¹ It mounts securely to the bed of your Canyon without drilling. It features a removable sliding tray and an integrated handle that make it easy to remove and carry. Late availability.

HOOD PROTECTOR This custom-designed and molded hood protector deflects road debris while helping to shield the hood of your Canyon. It provides a precise fit by following the contour of the hood.

SIDE-WINDOW PROTECTOR Custom-molded side-window weather deflectors let fresh air in while keeping rain, sleet and snow out. Plus, they help reduce wind noise and sunlight glare. Available in Smoke.

TONNEAU COVER The soft folding tonneau cover is constructed of durable, lightweight black-grained vinyl to help protect truck bed cargo from the elements. The tri-folding design allows for quick and easy installation and removal.

BODY-COLOR GRILLE Choose this stylish grille to give your Canyon a monochromatic appearance. The dealer-installed accessory is durable and adds a stylish flair to your Canyon.

18" WHEELS² Personalize your Canyon with these 18" wheels. Stand out from the crowd with these accessory wheels designed, engineered, tested and approved by GMC Accessories. All wheels feature a brilliant, durable finish and GMC logo center caps.

POLISHED EXHAUST TIPS Add a sporty appearance to your Canyon with dual-walled, angle-cut exhaust tips. Late availability.

BED MAT Reduce cargo shifting with this easy-to-install, nonskid, nylon-reinforced rubber bed mat designed to fit the contours of your Canyon. Fully ribbed construction helps protect your cargo and the truck bed and simplifies cleaning. Withstands extreme temperatures. Tailgate liner available separately.

¹Cargo and load capacity limited by weight and distribution. ²See only GM approved tire and wheel combinations. Unapproved combinations may change the vehicle's performance characteristics. For approved tire and wheel combinations and other important information, go to gmaccessories.com or see your dealer for details.

SPECIFICATIONS					
ENGINES					
	2.5L I-4 VVT Di (LCV)	3.6L V-6 VVT Di (LPX)			
CAPACITY	2.5 liters (150 cu.in.)	3.6 liters (217 cu.in.)			
SAE NET HORSEPOWER @ RPM	200@6300	305@6800			
SAE NET TORQUE @ RPM (LB-FT)	191@4400	269@4300			
ENGINE / MODEL AVAILABILITY					
Extended Cab, 2WD	●	○ (Not available on 3L trim)			
Extended Cab, 4WD	●	○			
Crew Cab, Short Box 2WD	●	○			
Crew Cab, Short Box 4WD	-	●			
Crew Cab, Long Box 2WD	-	●			
Crew Cab, Long Box 4WD	-	●			
TRANSMISSIONS					
	6-speed manual transmission Electronically controlled 6-speed automatic transmission with overdrive, electronic engine grade braking and Tow/Haul mode on V-6 models				
TRAILERING AND PAYLOAD					
CAB TYPE	EXTENDED CAB		CREW CAB, SHORT BOX		CREW CAB, LONG BOX
Engine	2.5L I-4	3.6L V-6	2.5L I-4	3.6L V-6	3.6L V-6
Maximum Payload ¹ (2WD/4WD)	For Extended Cab and Crew Cab Short Box payload, see gmc.com			1670/1470	
Axis Ratio (2WD/4WD)	4.10/4.10	3.42/3.42	4.10/-	3.42/3.62	3.42/3.42
Maximum Trailer Weight ² (lbs) (2WD/4WD)	3500/3500	7000 ³ /7000 ³	3500/-	7000 ³ /7000 ³	7000 ³ /7000 ³
DIMENSIONS					
CARGO DIMENSIONS	EXTENDED CAB		CREW CAB, SHORT BOX		CREW CAB, LONG BOX
Cargo Volume (cu. ft.) ⁴	43.3		41.3		45.3
Inside Width Between Wheelhousing (in.)	44.4		44.4		44.4
Box Length at Floor (in.)	74.0		61.7		74.0
EXTERIOR DIMENSIONS	EXTENDED CAB		CREW CAB, SHORT BOX		CREW CAB, LONG BOX
Height (in.)	70.5		70.8		70.4
Overall Length (in.)	212.7		212.7		225.0
Body Width (in.)	74.3		74.3		74.3
Wheelbase (in.)	128.3		128.3		140.5
STANDARD TECHNICAL DATA					
DRIVE TYPE	2WD		4WD		
BRAKES					
All models: Power 4-wheel antilock braking system	Front disc/rear disc (w/Duralife rotors)		Front disc/rear disc (w/Duralife rotors)		
STEERING					
	Electric power rack-and-pinion with variable assist		Electric power rack-and-pinion with variable assist		
FUEL TANK CAPACITY (Approx. gals.)					
	21		21		
GVM⁵ (Gross Vehicle Weight Rating, lbs)					
Extended Cab	5400-5700		5600-5900		
Crew Cab	5500-5800		6000		

¹These maximum payload ratings are intended for comparison purposes only. Before you buy a vehicle or use it to haul people or cargo, carefully review the vehicle loading section of the Owner's Manual and check the carrying capacity of your specific vehicle on the label on the inside of the driver's door (lamp). ²Before you buy a vehicle or use it for trailering, carefully review the trailering section of the Owner's Manual. The weight of passengers, cargo and options/accessories may reduce the amount you can tow. ³Requires Trailering Package. ⁴Cargo and load capacity limited by weight and distribution. ⁵When properly equipped, includes weight of vehicle, passengers, cargo and equipment. ⁶2WD Extended Cab only.

TRIM LEVELS	SL ¹	CANYON	SLE	SLT
CONFIGURATIONS				
EXTENDED CAB, 2WD	○	○	○	○
EXTENDED CAB, 4WD	-	○	○	○
CREW CAB, SHORT BOX 2WD	-	○	○	○
CREW CAB, SHORT BOX 4WD	-	-	○	○
CREW CAB, LONG BOX 2WD	-	○	○	○
CREW CAB, LONG BOX 4WD	-	-	○	○
MECHANICAL				
BATTERY Heavy-duty maintenance-free with rundown protection and retained accessory power.	●	●	●	●
BRAKES 4-wheel antilock, 4-wheel disc with Duraflex rotors.	●	●	●	●
EATON® HEAVY-DUTY AUTOMATIC LOCKING REAR DIFFERENTIAL On Canyon 2WD models, not available with 6-speed manual transmission. On Canyon and SLE models, requires Trailering Package when 3.6L V-6 engine is ordered. Included on 4WD SLE models.	-	○	○	●
ENGINE 2.5L I-4, DI, DOHC, VVT. Not available on Crew Cab Long Box or 4WD Crew Cab models.	●	●	●	●
3.6L V-6, DI, DOHC, VVT. Standard on Crew Cab Long Box and 4WD Crew Cab models.	-	○	○	○
ENGINE BLOCK HEATER	○	○	○	○
HILL DESCENT CONTROL Included and only available with All-Terrain Package.	-	-	○	-
STABILITRAK Stability control system. Includes Trailer Sway Control.	●	●	●	●
OFF-ROAD SUSPENSION PACKAGE Included and only available with All-Terrain Package.	-	-	○	-
TOW/HAUL MODE Included and only available with 3.6L V-6 engine.	-	○	○	○
TRACTION CONTROL Electronic.	●	●	●	●
TRAILERING PACKAGE Includes trailer hitch and 7-pin and 4-pin connector. On Canyon and SLE models, requires 3.6L V-6 engine and automatic locking rear differential. On SLT models, included when 2.5L V-6 engine is ordered. Not available with 2.5L I-4 engine.	-	○	○	○
TRANSFER CASE Electric, 2-speed AutoTrac (standard on 4WD models).	-	○	○	○
TRANSFER CASE SHIELD Included and only available with All-Terrain Package.	-	-	○	-
TRANSMISSION 6-speed automatic, electronically controlled with overdrive. Includes Cruise Grade Braking and Powertrain Grade Braking. Standard on 4WD and all Crew Cab models.	-	○	●	●
6-speed manual. Standard on SL and Canyon Extended Cab 2WD models only. On Canyon Extended Cab 2WD model, requires 2.5L I-4 engine.	●	●	-	-
INSTRUMENTATION AND CONTROLS				
CRUISE CONTROL Electronic, automatic. On Canyon models, included and only available with Canyon Convenience Package.	-	○	●	●
DEFOGGER Rear window electric. On Canyon models, included and only available with Canyon Convenience Package.	-	○	●	●
DRIVER INFORMATION CENTER With monochromatic display. Provides warning messages, odometer, trip odometer and basic vehicle information.	●	●	-	-
With multicolor display, includes driver personalization, warning messages, odometer, trip odometer and vehicle information.	-	-	●	●
STEERING COLUMN Tilt Wheel, manual.	●	●	-	-
Tilt and telescopic.	-	-	●	●
STEERING WHEEL Deluxe.	●	●	-	-
Leather-wrapped with mounted audio controls.	-	-	●	●

KEY ● STANDARD ○ AVAILABLE - NOT AVAILABLE

TRIM LEVELS	SL ¹	CANYON	SLE	SLT
SEATING				
SEATS Vinyl front buckets.	●	-	-	-
Cloth front buckets.	-	●	●	-
Leather-appointed front buckets.	-	-	-	●
Driver and passenger-side, forward-facing, flat-folding rear seats. Includes under-seat storage. Extended Cab models only. Not available on SL Extended Cab model.	-	●	●	●
Rear folding split bench. Crew Cab models only. Includes under-seat storage.	-	●	●	●
Driver 4-way power seat adjuster with manual recline and passenger 2-way manual, fore/aft with manual recline.	●	●	●	●
Front-passenger 4-way power seat adjuster and power driver and passenger lumbar control. On SLE models, included and only available with All-Terrain Package.	-	-	○	●
Heated driver and front-passenger seats. On SLE models, included and only available with All-Terrain Package.	-	-	○	●
INTERIOR DETAILS				
CLIMATE CONTROL Single-zone manual climate control.	●	●	●	-
Single-zone automatic climate control. On SLE models, included and only available with SLE Convenience Package.	-	-	○	●
CONSOLE Overhead.	-	-	●	●
Floor, includes front compartment.	●	●	●	●
FLOOR COVERING Color-keyed carpeting.	-	●	●	●
Full-length vinyl.	●	-	-	-
Color-keyed carpeted first- and second-row floor mats.	-	●	●	●
HANDLES Door release, Jet Black.	●	●	-	-
Chrome.	-	-	●	●
MIRROR Inside rearview with manual day/night feature.	●	●	-	-
Inside rearview auto-dimming.	-	-	●	●
REMOTE KEYLESS ENTRY On Canyon models, included and only available with Canyon Convenience Package.	-	○	●	●
REMOTE VEHICLE START SYSTEM On SLE models, included and only available with SLE Convenience Package.	-	-	○	●
WINDOWS Power with driver express-up and -down.	●	●	●	●
Rear sliding window. Included and only available with SLE Convenience Package. Late availability. See your dealer for more availability details.	-	-	○	○

TRIM LEVELS	SLE ¹	CANYON	SLE	SLE
OPTION PACKAGES				
CANYON CONVENIENCE PACKAGE Includes Remote Keyless Entry, cruise control, rear-window defogger, theft-deterrent system and EZ-Lift and Lower Tailgate.	-	●	-	-
SLE CONVENIENCE PACKAGE Includes single-zone automatic climate control and remote vehicle start system.	-	-	●	-
DRIVER ALERT PACKAGE Includes Forward Collision Alert and Lane Departure Warning. On SLE models, requires SLE Convenience Package. Not available with All-Terrain Package.	-	-	●	●
ALL-TERRAIN PACKAGE Includes Off-Road Suspension Package: automatic locking rear differential (2WD only, standard 4WD), Hill Descent Control, 17" Dark Argent metallic cast aluminum wheels, body-color rear bumper, front recovery hooks (2WD only, standard 4WD), transfer case shield (4WD only), Jet Black/Cobalt Red accents interior, heated front seats, 4-way power front-passenger-seat adjuster and power driver and front-passenger lumbar control. Requires SLE Convenience Package.	-	-	●	-
ENTERTAINMENT/COMMUNICATION/NAVIGATION				
4.2" DIAGONAL COLOR DISPLAY Includes AM/FM stereo with USB ² port and auxiliary jack.	●	●	-	-
4.2" DIAGONAL COLOR DISPLAY WITH INTELLILINK³ Includes AM/FM stereo with USB ² port, auxiliary jack, Bluetooth ⁴ streaming audio for music and most phones, hands-free smartphone integration, Pandora ⁵ internet radio and voice-activated technology for radio and phone. Includes available OnStar 4G LTE ⁶ .	-	●	-	-
8" DIAGONAL COLOR TOUCH-SCREEN WITH INTELLILINK³ Includes AM/FM/SiriusXM ⁷ (with 3-month trial) with USB ² port, auxiliary jack, Bluetooth ⁴ streaming audio for music and most phones, hands-free smartphone integration, Pandora internet radio and voice-activated technology for radio and phone.	-	-	●	●
8" DIAGONAL COLOR TOUCH-SCREEN NAVIGATION³ WITH INTELLILINK³ Includes AM/FM/SiriusXM ⁷ (with 3-month trial) with USB ² port, auxiliary jack, Bluetooth ⁴ streaming audio for music and most phones, hands-free smartphone integration, Pandora internet radio and voice-activated technology for radio and phone.	-	-	●	●
6-speaker system	●	●	●	●
Bose ⁸ premium 7-speaker system	-	-	●	●
AUDIO SYSTEM USB² PORT	●	●	●	●
Audio system USB ² port located inside center console	-	-	●	●
USB² CHARGING PORTS 2 located on rear of center console	-	-	●	●
ONSTAR 4G LTE⁶ 5-year Basic Plan ⁹ and 6 months of Directions & Connections. ¹⁰ On Canyon model, included and only available with 4.2" diagonal color display with IntelliLink. ³	-	●	●	●
OnStar 4G LTE ⁶ Wi-Fi hotspot capability (with 3-month/3GB trial, whichever comes first). On Canyon model, included and only available with 4.2" diagonal color display with IntelliLink. ³	-	●	●	●
SIRIUSXM SATELLITE RADIO⁷ Includes 3 trial months of service.	-	-	●	●

KEY ● STANDARD ● AVAILABLE - NOT AVAILABLE

TRIM LEVELS	SLE ¹	CANYON	SLE	SLE
EXTERIOR STYLING AND FUNCTIONALITY				
BUMPER Rear chrome with integrated corner steps	●	●	●	●
Rear body-color with integrated corner steps. Included and only available with All-Terrain Package.	-	-	●	-
DOOR HANDLES Black	●	●	-	-
Body-color	-	-	●	-
Chrome	-	-	-	●
FOG LAMPS Front	-	-	●	●
HEADLAMPS Projector-type with signature lighting.	●	●	●	●
LIGHTING Overhead cargo box	●	●	●	●
OUTSIDE MIRRORS Outside remote with manual-folding, black	●	●	-	-
Power-adjustable, body-color, remote, manual-folding with driver-side spotter mirror	-	-	●	-
Heated power-adjustable, chrome, manual-folding with driver-side spotter mirror	-	-	-	●
MOLDINGS Black beltline	●	●	-	-
Chrome beltline	-	-	-	●
RECOVERY HOOKS Front. Standard on 4WD models only. On 2WD SLE models, included and only available with All-Terrain Package.	-	●	●	●
SPRAY-IN BEDLINER Includes GMC logo	-	●	●	●
TAILGATE EZ-Lift and Lower Tailgate. On Canyon models, included and only available with Canyon Convenience Package.	-	●	●	●
Locking feature	●	●	●	●
SAFETY AND SECURITY				
AIR BAGS¹¹ Dual-stage frontal and seat-mounted side-impact for driver and front passenger, head-curtain for front and rear outboard seating positions and front Passenger Sensing System	●	●	●	●
FORWARD COLLISION ALERT AND LANE DEPARTURE WARNING Included and only available with Driver Alert Package	-	-	●	●
DAYTIME RUNNING LAMPS With automatic lamp control	●	●	●	●
REAR VISION CAMERA SYSTEM With dynamic grid lines	●	●	●	●
THEFT-DETERRENT SYSTEM Immobilization	●	●	●	●
THEFT-DETERRENT SYSTEM Unauthorized entry. On Canyon models, included and only available with Canyon Convenience Package.	-	●	●	●

¹2WD Extended Cab only. ²Not compatible with all devices. ³Full functionality requires compatible Bluetooth and smartphone. Some devices require USB connectivity. Data plan rates apply. ⁴Go to gmfactorylink.com to find out which phones are compatible with the vehicle. ⁵Devices must be WPA2 compliant with active Online service and data plan. Wi-Fi devices manufactured prior to 2006 may not be compatible. Please contact your device manufacturer for information regarding the WPA2 security protocol and Wi-Fi device compatibility. Vehicle must be started or in accessory mode to access Wi-Fi. Visit onstar.com for details and system limitations. ⁶If you subscribe after your trial period, subscription fee commences until you call, cancel or cancel. See SiriusXM Customer Agreement for complete terms at siriusxm.com. Other fees and taxes will apply. All fees and programming subject to change. For more information about PayTraffic, visit siriusxm.com/paytraffics. XM satellite service is available only to those in the 48 contiguous USA and DC. ⁷Map coverage available in the United States, U.S. Virgin Islands, Puerto Rico and Canada. ⁸Access is available for 5 years from the date of vehicle delivery and is transferable. Does not include any emergency services or other OnStar services. To cancel Remote or Key-Fob services or if your vehicle is sold, it is important to contact an OnStar Advisor. See onstar.com for full details. ⁹Visit onstar.com for coverage map, details and system limitations. ¹⁰NOTE ON CHILD SAFETY: Always use safety belts and the correct child restraint for your child's age and size, even with air bags. Even in vehicles equipped with the Passenger Sensing System, children are safer when properly secured in a rear seat in the appropriate infant, child or booster seat. Never place a rear-facing infant restraint in the front seat of any vehicle equipped with an active frontal air bag. See your Owner's Manual and child safety seat instructions for more safety information.

PRO GRADE PROTECTION

All Canyon models come with the Pro Grade Protection Plan, which includes 2-year/24,000-mile recommended scheduled maintenance,* 3-year/36,000-mile Bumper-to-Bumper Limited Warranty† and 5-Year/100,000-Mile Powertrain Limited Warranty,† Roadside Assistance and Courtesy Transportation.

Starting with the owner orientation—and full tank of gas—you receive when you take possession of your Canyon to the **24-Hour Roadside Assistance, Courtesy Transportation and Travel Benefits**, you receive a portfolio of owner privileges that lasts throughout your warranty. For expert product information, Roadside Assistance or other services, call 1-800-GMC-8782.

TRAVEL BENEFITS AND ROADSIDE ASSISTANCE Available around the clock: trip routing service, a program for reimbursement for trip interruption due to necessary warranty repairs, towing, flat tire change, jump-starts and more for 5 years or 100,000 miles (whichever comes first).

COURTESY TRANSPORTATION Available at participating dealers: shuttle service, reimbursement of certain public transportation or fuel expenses for overnight warranty repairs and courtesy rental for overnight work repairs. See your dealer for details.

GMC OWNER CENTER A complimentary, one-stop resource to enhance your GMC ownership experience. It's easy to sign up. Just go to gm.com/gmownercenter/gmc.

ONSTAR



OnStar is a core asset of your Canyon. Benefiting from more than a decade of innovative development, it is both a highly advanced technology—fully integrated within the vehicle—and a warm human service. Standard on select Canyon models are 5 years of the OnStar

Basic Plan and 6 months of the OnStar Directions & Connections Plan, including the convenience of available Hands-Free Calling.† It also includes Automatic Crash Response, Stolen Vehicle Assistance, link to Emergency Services, Roadside Assistance, Remote Door Unlock, OnStar Vehicle Diagnostics, Crisis Assist and Remote Horn and Lights. OnStar services require vehicle electrical system (including battery), wireless service and GPS satellite signals to be available and operating for features to function properly. OnStar acts as a link to existing emergency service providers. Not all vehicles may transmit all crash data. Visit onstar.com for coverage maps, details and system limitations. Services vary with conditions.

SIRIUSXM SATELLITE RADIO



SiriusXM Satellite Radio® is standard on select Canyon models. It includes 3 trial months of service. SiriusXM Satellite Radio makes your drive come alive with

commercial-free music channels from virtually every genre, artist-dedicated channels, live performances and more. Tune in to live play-by-play from the biggest sports, exclusive entertainment from top personalities, compelling talk, hilarious comedy, world-class news, local traffic and weather and family-friendly programming. Welcome to the world of satellite radio. Visit siriusxm.com for details.

GMC CERTIFIED SERVICE



To help your Canyon live up to its performance promise, GMC Certified Service—found exclusively at your GMC dealer—is there.

With all the engineering excellence in Canyon, GM-trained technicians have the expertise to care for all of it.

ADDITIONAL NOTES

A NOTE ON CHILD SAFETY Always use safety belts and the correct child restraint for your child's age and size, even with air bags. Even in vehicles equipped with the Passenger Sensing System, children are safer when properly secured in a rear seat in the appropriate infant, child or booster seat. Never place a rear-facing infant restraint in the front seat of any vehicle equipped with an active frontal air bag. See your vehicle Owner's Manual and child safety seat instructions for more safety information.

TRAILERING AND OFF-ROAD INFORMATION Please carefully review the Owner's Manual for important safety information about trailering or off-road driving in your vehicle.

FLEET ORDERS Some standard content may be deleted with fleet orders. See dealer for details.

ENGINES GMC products are equipped with engines produced by GM Powertrain or other suppliers to GM worldwide. The engines in GMC products may also be used in other GM makes and models.

GMC.COM See more of Canyon on our Web site: gmc.com/canyon. More photos and information, hot links to related subjects, convenient dealer locator, pricing guide, spec out your own vehicle. Or call 1-800-GMC-8782.

BUYPOWER CARD



Now it's even easier to get into the GMC of your dreams. Every purchase gives you Earnings redeemable toward part or even all of a new GMC, Chevrolet, Buick or Cadillac. Every year, enjoy 5% Earnings on your first \$5,000 in purchases and 2% unlimited Earnings after that. No expiration on Earnings and no limit on how much you can earn or redeem. Learn more at buypowercard.com. YOUR CARD IS THE KEY™

IMPORTANT WORDS ABOUT THIS CATALOG We have tried to make this catalog comprehensive and factual. We reserve the right, however, to make changes at any time, without notice, in prices, colors, materials, equipment, specifications, models and availability. Specifications, dimensions, measurements, ratings and other numbers in this catalog and other printed materials provided at the dealership or affixed to vehicles are approximates based upon design and engineering drawings and prototypes and laboratory tests. Your vehicle may differ due to variations in manufacture and equipment. Since some information may have been updated since the time of printing, please check with your GMC dealer for complete details. GMC reserves the right to lengthen or shorten the model year for any product for any reason, or to start and end model years at different times. All competitive claims are based on the latest information available at the time of printing and GM Midsize Truck segment.

AN IMPORTANT NOTE ABOUT ALTERATIONS AND WARRANTIES Installations or alterations to the original equipment vehicle (or chassis) as distributed by General Motors are not covered by the General Motors New Vehicle Limited Warranty. The special body company, assembler, equipment installer or upfitter is solely responsible for warranties on the body or equipment and any alterations (or any effect of the alterations) to any of the parts, components, systems or assemblies installed by GM. General Motors is not responsible for the safety or quality of design features, materials or workmanship of any alterations by such suppliers.

NEW-VEHICLE LIMITED WARRANTY All GMC light-duty vehicles come with a fully transferable, non-deductible 5-year/100,000-mile (whichever comes first) Powertrain Limited Warranty. GM vehicles registered in the USA are also covered for 3 years or 36,000 miles (whichever comes first). Coverage includes tires and towing to your nearest GMC dealership. Repairs will be made to correct any vehicle defect and most warranty repairs will be made at no charge. In addition, rust-through corrosion will be covered for 5 years or 100,000 miles (whichever comes first). Canyon also comes with a 2-year/24,000-mile (whichever comes first) recommended maintenance schedule plan.* See dealer for details.

ASSEMBLY GMC vehicles and their components are assembled or produced by different operating units of General Motors, its subsidiaries or suppliers to GM worldwide. We sometimes find it necessary to produce GMC vehicles with different or differently sourced components than originally scheduled. Since some options may be unavailable when your vehicle is assembled, we suggest that you verify that your vehicle includes the equipment you ordered or, if there are changes, that they are acceptable to you.

GMMOBILITY.COM (1-800-323-8935) GM Mobility offers financial assistance for eligible adaptive equipment to make automotive travel easier for persons with disabilities or special transportation needs. To learn more about special GM Mobility offers, visit gmmobility.com.



FACEBOOK.COM/GMC



TWITTER.COM/THISISGMC



YOUTUBE.COM/GMC

*Covers only scheduled oil changes with filter, four-wheel tire rotations and 37-point inspection, according to your new vehicle's recommended maintenance schedule for up to 2 years or 24,000 miles, whichever comes first. Does not include air filters. Maximum of four service events. See participating dealer for other restrictions and complete details. †Whichever comes first. See dealer for limited warranty details. ‡Visit onstar.com for coverage map, details and system limitations. ††Hands-Free Calling requires selecting OnStar service contract and prepaid minutes. Not available in certain markets. Calls can be made in U.S. and Canada only. ‡‡See subscription after your trial period; subscriptions are continuous until you call SiriusXM to cancel. See SiriusXM Customer Agreement for complete terms at siriusxm.com. Other fees and taxes will apply. All fees and programming subject to change. For more information about NavTraffic, visit siriusxm.com/navtraffic. XM satellite service is available only to those in the 48 contiguous USA and DC.

©2014 General Motors. All rights reserved. GM, the GM logo, GMC, Canyon, Duramax, the slogans, emblems, vehicle model names, vehicle body designs and other marks appearing in this catalog are the trademarks and/or service marks of General Motors, its subsidiaries, affiliates or licensors. Facebook is a registered trademark of Facebook, Inc. Twitter is a registered trademark of Twitter, Inc. YouTube is a registered trademark of Google, Inc. Sirius XM and all related marks and logos are trademarks of SiriusXM Radio, Inc. Apple is a registered trademark of Apple, Inc.

VISIT US AT GMC.COM

