

GMC

WE ARE PROFESSIONAL GRADE



GMC

CANYON



DENALI | 2

SLT | 6

SLE | 10

ALL TERRAIN | 14

CAPABILITY | 26

PROTECTION | 32

SELECTION | 40



CANYON CREW CAB NIGHTFALL EDITION IN ONYX BLACK (left)
CANYON CREW CAB SLT IN QUICKSILVER METALLIC (center)
CANYON DENALI IN DARK SLATE METALLIC (right)
Vehicles shown with available equipment. Preproduction models shown.
Actual production models may vary.

PRECISION MATTERS.

It matters in every pound-foot of torque, every millimeter of fit and finish and every decibel of quiet. This drives us to reimagine solutions and create rewarding driving experiences. That's precisely why the new 2017 Canyon, powered by the available Duramax 2.8L I-4 Turbo Diesel engine, produces remarkable efficiency. And why the new 2017 Canyon Denali takes everything you want in a premium midsize pickup a step further by adding distinctive styling, a luxurious interior and exceptional standard features to make it truly the only one of its kind.



DENALI

THE ONE AND ONLY.

That's quite a statement. Yet when you combine precision engineering with premium design, materials and appointments, the result is truly unique: the first-ever 2017 Canyon Denali. The iconic grille signals something special, while the tasteful use of chrome artfully elevates Canyon Denali to the sole position of premium midsize pickup. These additional features provide further proof.

+ 20" ULTRA-BRIGHT MACHINED ALUMINUM WHEELS

+ 5" CHROME ASSIST STEPS

+ SPRAY-ON BEDLINER WITH DENALI LOGO

+ CHROME FOG LAMP BEZELS

+ POLISHED EXHAUST TIP [V-6 ONLY]






CANYON DENALI IN RED QUARTZ TINTCOAT (color available December 2016)
shown with available equipment.

P.3 | DENALI | EXTERIOR

THE ENVY OF MOST SEDANS.

In here, you'll find Denali everywhere you look and feel since our objective was to create comfort that's hard to leave. The results are embroidered Denali front head restraints and supportive heated and ventilated leather-appointed front seats accentuated by unique contrasting stitching. We selected the Denali-exclusive leather specifically for its smooth, premium feel. And because it's a Denali, many other premium features are standard.

- + HAND-STITCHED AND HEATED LEATHER-WRAPPED STEERING WHEEL
- + COLOR TOUCH-SCREEN NAVIGATION SYSTEM¹ WITH INTELLILINK²
- + BOSE[®] PREMIUM SEVEN-SPEAKER AUDIO SYSTEM
- + BURNISH ALUMINUM TRIM
- + CENTER CONSOLE WITH WIRELESS CHARGING MAT³



¹Map coverage available in the United States, Puerto Rico and Canada. ²Full functionality requires compatible Bluetooth[®] and smartphone. Some devices require USB connectivity. Data plan rates apply. ³The system wirelessly charges and PMA- or Qi-compatible mobile device. Some devices require an adapter or back cover. To check for phone or other device compatibility, visit my.gmc.com/team for details.





CANYON DENALI INTERIOR IN JET BLACK
shown with available equipment.

R5 | DENALI | INTERIOR

SLT

MIDSIZE. FULLY PREMIUM.

To complement its well-appointed cabin, Canyon SLT displays distinctive halogen projector-beam headlamps and signature GMC lighting as well as purposefully designed body lines sculpted for efficiency and a quiet interior. To personalize your Canyon, a long list of accessories is available to help enhance its function and appearance. Canyon SLT also features these additional appointments.

+ 18" POLISHED ALUMINUM WHEELS

+ SLIDING REAR WINDOW

+ CHROME DOOR HANDLES AND MIRROR CAPS

+ FOR AVAILABLE GMC ACCESSORIES, SEE PAGE 36





BED-MOUNTED BICYCLE CARRIER AND 6" CHROME RECTANGULAR ASSIST STEPS
are available dealer-installed accessories.

CANYON CREW CAB 5LT IN DARK SLATE METALLIC
shown with available equipment.

R7 | SLT | EXTERIOR

BEST OF ALL, IT'S A TRUCK.

Trucks are built to be rough and tough. But there's no rule that says they have to sound, feel and look that way on the inside. In Canyon SLT, you'll find an exceptionally quiet and roomy interior; supportive, comfortably sculpted dual-firmness foam seats; premium materials such as aluminum trim, a soft-touch instrument panel and hand-stitched leather-wrapped steering wheel, and additional premium features.

+ LEATHER-APPOINTED HEATED FRONT SEATS

+ REMOTE VEHICLE START

+ POWER DRIVER AND PASSENGER SEATS WITH POWER LUMBAR

+ AUTOMATIC CLIMATE CONTROL





CANYON SLT INTERIOR IN COCOA/DUNE
shown with available equipment.

P.9 | SLT | INTERIOR

SLE

LOAD IT UP. WE DID.

Even before you fill it up with all your gear, Canyon SLE packs a lot. It puts a long list of standard features in one smart-sized package. Those design elements include a chrome grille surround and 17" aluminum wheels, as well as functional equipment such as power mirrors, remote keyless entry and these additional SLE features.

+ FOG LAMPS

+ BODY-COLOR DOOR HANDLES AND MIRROR CAPS

+ EZ-LIFT AND LOWER TAILGATE

+ DRIVER-SIDE SPOTTER MIRROR





6" CHROME RECTANGULAR ASSIST STEPS
are available dealer-installed accessories.

CANYON CREW CAB SLE IN QUICKSILVER METALLIC
shown with available equipment.

R 11 | SLE | EXTERIOR

PLACES A PREMIUM ON MATERIALS.

At GMC, we believe in an inherent truth in materials. Not only must they look good, they must also feel good and provide durability. We made sure that Canyon SLE surrounds you with wear-resistant materials that are easy to maintain. You'll also find hidden storage areas plus well-appointed features throughout the truck.

- + 8" DIAGONAL COLOR TOUCH-SCREEN AUDIO SYSTEM WITH INTELLILINK¹
- + SOFT-TOUCH INSTRUMENT PANEL WITH ALUMINUM TRIM AND CONTRASTING STITCHING
- + TELESCOPIC STEERING COLUMN
- + HEATED FRONT SEATS (AVAILABLE)
- + FOUR USB PORTS²



¹Full functionality requires compatible Bluetooth and smartphone. Some devices require USB connectivity. Data plan rates apply. ²Not compatible with all devices.





CANYON SLE CREW CAB INTERIOR IN JET BLACK
shown with available equipment.

P.13 | SLE | INTERIOR

ALL TERRAIN

THE TRUCK FOR ALL SURFACES.

Living life to its fullest means not letting unpaved terrain stop you. That's why Canyon All Terrain gives you the ability to make your own path. Add a unique interior and you get a truck designed and engineered to meet your high standard of capability. But why stop there? For 2017, the new available All Terrain X Package allows you to take on even more rugged conditions.

+ AUTOMATIC LOCKING REAR DIFFERENTIAL

+ HILL DESCENT CONTROL

+ TRANSFER CASE SHIELD

+ Z71 OFF-ROAD SUSPENSION



ALL TERRAIN X PACKAGE To help you conquer more challenging environments with confidence, the 2017 Canyon now offers the new available All Terrain X Package. It starts with the Canyon All Terrain and adds black 3" round off-road step bars, all-weather floor liners, spray-on bedliner and Goodyear® Wrangler DuraTrac® all-terrain tires.

TRANSFER CASE SHIELD Venturing off-pavement means encountering just about anything. Canyon All Terrain has the added protection to help safeguard vital components under the truck.

ALL TERRAIN WHEELS Dark Argent metallic cast-aluminum wheels have painted accents.

AUTOMATIC LOCKING REAR DIFFERENTIAL It directs power to the wheel with the most traction on loose gravel or slippery surfaces.

BODY-COLOR ACCENTS Front and rear bumpers, as well as the grille surround, match the vehicle body color.

HILL DESCENT CONTROL This feature uses antilock braking for a smooth and controlled hill descent in rough terrain without you having to touch the brake pedal.



CANYON ALL TERRAIN X CREW CAB SLE IN ONYX BLACK
shown with available equipment.

ALL TERRAIN OUTSIDE. ALL COMFORT INSIDE.

Venturing off the beaten (and often unpaved) path in Canyon All Terrain means you're doing it all from the comforts of a supportive, precision-crafted interior. You'll only find these premium features in the All Terrain cabin.

- + ALL TERRAIN-EXCLUSIVE CONTRASTING RED STITCHING
- + UNIQUE ALL TERRAIN SEATING WITH ALL TERRAIN LOGO
- + SPECIAL DARK ALUMINUM ON THE INSTRUMENT PANEL
- + CARBON-FIBER-INSPIRED INTERIOR ACCENTS



+

+



CANYON ALL TERRAIN CREW CAB INTERIOR IN JET BLACK
shown with available equipment.

R 17 | ALL TERRAIN | INTERIOR

NIGHTFALL

THE ONLY THING STEALTH ABOUT IT IS THE COLOR.

The Canyon Nightfall Edition offers a striking combination of black and bright exterior styling elements. Available with the SLE Crew Cab, it tells the world something unique is coming their way.

BODY-COLOR DESIGN Its monochromatic appearance is created with a body-color front bumper, grille, door handles and mirror caps.

EXCLUSIVE SATIN GRAPHITE PAINTED ALUMINUM WHEELS These 18" Satin Graphite painted aluminum wheels feature a multi-spoke design with black caps and raised GMC logos.

RUGGED SPRAY-ON BEDLINER It provides a durable nonskid surface. The black liner covers the entire bed below the side rails, including the tailgate, front box top rail and lower tie-down loops.

POLISHED EXHAUST TIP This dual-walled, angle-cut exhaust tip complements the chrome CornerStep rear bumper (gas engines only).

REMOTE START A bold attitude doesn't mean having to give up the convenience of starting your Canyon from up to 197' away.

AUTOMATIC CLIMATE CONTROL This heating and air-conditioning system allows you to set your desired temperature and have it maintained automatically.





CANYON CREW CAB NIGHTFALL EDITION IN ONYX BLACK
shown with available equipment. Preproduction model shown.
Actual production model may vary.

R 19 | NIGHTFALL

PRECISION ENGINEERING RUNS IN THE FAMILY.



SIERRA 3500 DENALI HD CREW CAB IN DNYX BLACK (left)
CANYON DENALI IN RED QUARTZ TINTCOAT (center)
SIERRA 1500 ALL TERRAIN CREW CAB SLT IN DARK SLATE METALLIC (right)
All vehicles shown with available equipment.



IN TOUCH. OUT ON THE ROAD.

In Canyon, your always-connected life shouldn't stop because you're on the go. Connect from almost anywhere with an available 4G Wi-Fi[®] hotspot¹ and stay in touch.



DRIVER INFORMATION CENTER To make information easy to view at a glance, GMC designers created an available 4.2" diagonal multicolor Driver Information Center (DIC). Canyon's DIC menu can be navigated with steering-wheel-mounted controls.

4G WI-FI HOTSPOT¹ The available built-in Wi-Fi hotspot means a fast internet connection for up to seven devices when Canyon is on. It's reliable, powerful and easy to use, and can connect up to 50 feet away from Canyon. Enjoy a 3-month or 3GB data trial (whichever comes first).



REAR-SEAT REMINDER This new feature activates when the rear doors are opened and closed up to 10 minutes before a trip or anytime while your vehicle is on. When Canyon is turned off, an audible alert and a message in the Driver Information Center remind you to check the second row.²

¹Requires a compatible mobile device, active OnStar service and data plan. 4G service available in select markets. Visit onstar.com for coverage map, details and system limitations. Data plan provided by AT&T.² Does not detect people or items. Always check rear seat before exiting. ³Full functionality requires compatible Bluetooth and smartphone. Some devices require USB connectivity. Data plan rates apply. ⁴Map coverage available in the United States, Puerto Rico and Canada. ⁵If you decide to continue service after your trial, the subscription plan you choose will automatically renew thereafter and you will be charged according to your chosen payment method at then-current rates. Fees and taxes apply. To cancel, you must call SiriusXM at 1-888-635-2349. See SiriusXM Customer Agreement for complete terms at siriusxm.com. All fees and programming subject to change. For more information about NavTraffic, visit siriusxm.com/navtraffic. For more information about Travel Link, visit siriusxm.com/travelink. Sirius, XM, SiriusXM and all related marks and logos are trademarks of SiriusXM Radio, Inc.



INTELLILINK Canyon's available 8" diagonal color touch-screen is the perfect display for the available IntelliLink system. A separate system is also available with Navigation,⁴ which displays 2-D or 3-D map graphics on the center-mounted screen. NavTraffic⁵ (3 trial months of SiriusXM[®]) incorporates real-time traffic and road conditions, directing you toward the most efficient route. Both feature natural voice recognition.

REAR VISION CAMERA SYSTEM Its available dynamic grid lines provide the perfect guide when backing up or hitching a trailer. Shown with the available 8" diagonal Color Touch Radio.



BOSE PREMIUM SOUND The optional Bose audio system is engineered to get you closer to the realism of a live performance with seven speakers to make sure you hear every note.



WE FILLED IT WITH SMART IDEAS.

The thought was, "How can a cargo box do more than just carry your gear?" That's how we arrived at innovations that help you easily get into the bed as well as organize and secure cargo. In addition, Canyon is engineered to deliver exceptional payload capability, thanks to its large cargo box.

SPRAY-ON BEDLINER To provide a permanent, nonskid surface, the available black liner covers the entire bed below the side rails, including the tailgate, front box top rail and lower tie-down loops.

EZ-LIFT AND LOWER TAILGATE Loading the cargo box takes less effort thanks to an available EZ-Lift and Lower Tailgate.

REMOVABLE AND LOCKING TAILGATE The tailgate can be removed easily when you need a wide-open cargo box. It locks to secure cargo and help prevent tailgate theft.

HIGH-STRENGTH STEEL Unlike the stamped-steel approach, a roll-formed process is used in Canyon's cargo bed, which allows for a higher-grade steel that's stronger, lighter and more durable.

CORNERSTEP REAR BUMPER Integrated into the corners, the bumper steps make it easy to access the cargo box. The deep tread of the step accommodates large boots, and hand assists on the top of the side rails help give you a boost into the bed.

RAIL PROTECTORS Box rail protectors at the top of the box and across the top of the tailgate improve damage resistance.

TWO-TIER LOADING Standard two-tier loading allows a platform to split the load into upper and lower sections, making it easier to haul and store items.

MOVABLE TIE-DOWN HOOKS Four patented, load-bearing upper tie-down hooks are available. They can be repositioned in 13 locations around the box depending on the cargo being secured.





CANYON CREW CAB SLT IN DARK SLATE METAL¹¹⁰
shown with available equipment.

P 25 | CARGO | EXTERIOR


THE POWER TO DO MORE. THE EFFICIENCY TO KEEP GOING.

Canyon's available Duramax 2.8L I-4 Turbo Diesel engine delivers abundant torque and horsepower—doing it all with remarkable efficiency. All of Canyon's engine options combine efficient power and torque. Learn more about Canyon's powertrain technologies at gmc.com.

+ DURAMAX 2.8L I-4 TURBO DIESEL ENGINE (AVAILABLE)

+ 3.6L V-6 VVT ENGINE (AVAILABLE)

+ 2.5L I-4 VVT ENGINE





3" BLACK ROUND OFF-ROAD STEP BARS
are available dealer-installed accessories.

CANYON CREW CAB SLT IN SUMMIT WHITE
shown with available equipment.

R 27 | CAPABILITY

CAPABILITY


NIMBLE TRUCK. TWO WORDS NEVER USED TOGETHER. UNTIL NOW.

Another benefit of Canyon's midsize efficiency is its ability to move nimbly in and around tight turns, spaces and switchbacks. That's precisely why we engineered Canyon with electric power steering and an available automatic locking rear differential to help you maximize traction. There's also an available AutoTrac 4WD transfer case so all wheels become empowered.

AUTOMATIC LOCKING REAR DIFFERENTIAL Canyon offers this available feature that can lock both rear wheels so they can gain traction on loose gravel or slippery surfaces.

ELECTRIC POWER STEERING This feature helps improve efficiency versus engine-powered systems. The variable assist is tuned to provide less assist at highway speeds for a solid on-center feel, and more assist for less steering effort when you're maneuvering in tight spaces.

ACTIVE AERO GRILLE SHUTTERS Included on SLE and SLT models with a gas engine, grille shutters automatically close to maximize aerodynamic efficiency when conditions are right. The shutters are designed to remain open in situations where max airflow is needed.



CORROSION-RESISTANT DURALIFE BRAKE ROTORS Engineers invented a patented, GM-exclusive corrosion protection process designed to help double rotor life—which can help reduce maintenance costs—by hardening rotor surfaces. It helps protect against rust to prevent steering-wheel shudder during braking.

AUTOTRAC 4WD TRANSFER CASE This available 4WD system is ideal when traction conditions are variable. When driving in AUTO, the front axle is engaged and power is sent to the front and rear wheels automatically based on the driving situation.

HYDRAULIC ENGINE MOUNTS These mounts reduce engine vibrations for a smoother, quieter ride.



DURAMAX 2.8L I-4 TURBO DIESEL The available Duramax 2.8L I-4 Turbo Diesel packs 181 hp at 3400 rpm and 369 lb-ft of torque at 2000 rpm. It's B20 biodiesel capable and mated to a 6-speed automatic transmission that features a Centrifugal Pendulum Vibration Absorber (CPVA) in the torque converter designed to control vibration and noise. When this absorbing damper is energized, it helps to cancel out the Duramax diesel's torsional vibrations.

3.6L V-6 VVT For 2017, the new available 3.6L with Active Fuel Management (AFM) is engineered for responsiveness with the ideal blend of horsepower (308), torque (275 lb-ft) and efficiency. Its direct-injected 24-valve, dual-overhead-cam design allows it to accelerate smoothly and quickly for confident highway passing and merging, and AFM switches to four cylinders when less power is needed. Included with the available V-6 is Canyon's new 8-speed automatic transmission.

2.5L I-4 ENGINE The large-displacement four-cylinder engine generates surprising horsepower (200) and torque (191 lb-ft) to produce greater capability. The engine is also tuned to deliver more torque at a lower rpm for strong acceleration.

DIRECT INJECTION (DI) By injecting fuel directly into the combustion chamber at high pressure, fast and efficient combustion is achieved. DI enables higher torque and power and improved vehicle performance while improving efficiency.

VARIABLE-GEOMETRY TURBOCHARGER The variable-geometry turbocharger on the Duramax 2.8L I-4 boasts power and efficiency and features exhaust braking capability to help slow the truck down.

Duramax 2.8L I-4 Turbo Diesel

PULLS MORE THAN ITS WEIGHT.

Canyon defies its size by being strong enough to trailer up to 7700 lbs¹ when equipped with the Duramax 2.8L I-4 Turbo Diesel. It trailers up to 7000 lbs¹ with the V-6 engine and the available Trailing Package. The gas I-4 and V-6 models can trailer up to 3500 lbs¹ with a bumper-mounted ball hitch. Choose the Duramax engine, and an integrated Trailer Brake Controller and Diesel Exhaust Brake are included to make Canyon the first in its class to offer these vital control features.

FULLY BOXED FRAME Canyon's frame is constructed with at least 70 percent high-strength steel for maximum people- and cargo-carrying capability.

AUTO GRADE BRAKING Included with the available automatic transmission, it senses when you want to slow your Canyon and engages a Grade Braking shift pattern to help maintain your desired speed.

TRAILERING PACKAGE On V-6 and Duramax Diesel models, achieve max trailering capacity with this available feature. Includes trailer hitch and seven-pin and four-pin connectors.

HILL START ASSIST Sensors automatically detect when Canyon is on a 5 percent grade or more. The system holds the brakes momentarily or until the accelerator is pressed, preventing rollback.

TOW/HAUL MODE To give you even more power to accelerate when trailering or hauling heavy loads, Tow/Haul mode on V-6 and Duramax Diesel models raises automatic-transmission upshift points.

DIESEL EXHAUST BRAKE SYSTEM The available Diesel Exhaust Brake System works with Tow/Haul mode and Automatic Grade Braking to reduce the amount of braking needed while towing or traveling downhill.

TRAILER SWAY CONTROL This feature helps keep both you and your trailer heading in the same direction, automatically. It detects a swaying trailer and applies both Canyon's and the trailer's brakes (if properly equipped) to help bring it back in line.


TRAILER BRAKE CONTROLLER For control and easy monitoring of your trailer brakes, Canyon offers an integrated Trailer Brake Controller. It's located within easy reach of the steering wheel for quick adjustments. We include it with the available Duramax Diesel, and it is available with the 3.6L V-6 engine equipped with the available Trailing Package.

HILL DESCENT CONTROL Activated by pushing a button within easy reach, it uses antilock braking for a smooth and controlled hill descent in rough terrain without you having to touch the brake pedal. (All Terrain models only.)

TAPSHIFT For command over Canyon's shifting, TapShift puts controls on the shift lever. It's available only on automatic-transmission models.



¹Canyon's 7700-lb rating requires ZWC Crew Cab model, available Trailing Package and Duramax 2.8L I-4 Turbo Diesel engine. Before you buy a vehicle or use it for trailering, carefully review the trailering section of the Owner's Manual. The weight of passengers, cargo and options or accessories may reduce the amount you can tow.





CANYON CREW CAB SLT IN QUICKSILVER METALLIC
shown with available equipment.

R-31 | TRAILERING

PROTECTION

SENSES TROUBLE BEFORE YOU DO.

Canyon's available collision-avoidance technologies are engineered to help enhance your awareness of the road and surrounding vehicles. Safety features are no substitute for the driver's responsibility to operate the vehicle in a safe manner. The driver should remain attentive to traffic, surroundings and road conditions at all times. Read the Canyon Owner's Manual for important feature limitations and information.


THEFT DETERRENCE To help ensure that it remains in your possession, Canyon offers theft-deterrent technologies to keep potential thieves at bay.

REAR VISION CAMERA SYSTEM The center screen serves as your monitor for the rear camera. It helps you see what's behind Canyon when backing up.

TIRE PRESSURE MONITORING SYSTEM* It uses sensors inside the wheels to alert you to the tires' status and inflation level through the Driver Information Center.



*Does not monitor spare tire. **†A NOTE ON CHILD SAFETY:** Always use safety belts and the correct child restraint for your child's age and size, even with air bags. Even in vehicles equipped with the Passenger Sensing System, children are safer when properly secured in a rear seat in the appropriate infant, child or booster seat. Never place a rear-facing infant restraint in the front seat of any vehicle equipped with an active frontal air bag. See your vehicle Owner's Manual and child safety seat instructions for more safety information.



STABILITRAK Canyon's electronic stability control system helps improve stability by detecting and reducing traction loss.

FORWARD COLLISION ALERT The available Forward Collision Alert helps warn you if the system detects that a front-end collision situation is imminent while following a detected vehicle.

LANE DEPARTURE WARNING This available technology alerts you if you wander from your lane without signaling while traveling at speeds faster than 35 mph.

AIR BAGS* Six standard bags provide protection, including dual-stage frontal, head-curtain side with rollover protection, front-seat-mounted side-impact and a 360-degree sensor system to ensure proper bag deployment.

PROFESSIONAL GRADE PROTECTION.

Pro Grade Protection is standard on every 2017 Canyon. From maintenance to protecting your entire vehicle, you can drive with confidence.

INCLUDES 2 MAINTENANCE VISITS DURING THE FIRST 2 YEARS/24,000 MILES¹

3-YEAR/36,000-MILE BUMPER-TO-BUMPER LIMITED WARRANTY²

5-YEAR/60,000-MILE POWERTRAIN LIMITED WARRANTY²

5-YEAR/60,000-MILE ROADSIDE ASSISTANCE/COURTESY TRANSPORTATION³



WE'RE AS CLOSE AS THE BLUE BUTTON.

Connected by 

Standard for a limited trial period on most trims (available on the Canyon trim; not available on Canyon SL), the OnStar Guidance Plan² (trial excludes Hands-Free Calling minutes) lets you connect to a specially trained OnStar Advisor just by pushing the blue OnStar button in your Canyon.



4G BUILT-IN WI-FI HOTSPOT³ Canyon has an available built-in Wi-Fi hotspot for connecting up to seven tablets, laptops or other devices at 4G speed, so the content you crave is always headed where you are. Requires a data plan⁴ after the 3-month or 3GB data trial (whichever comes first).

ONSTAR BASIC PLAN⁵ With the Basic Plan (available on the Canyon trim; not available on Canyon SL), you've got a powerful connection to your vehicle and the world around you standard for 5 years at no additional cost to you. You'll have access to select services, which include limited features of the myGMC mobile app⁷ that lets you remote-start your vehicle (if equipped), pinpoint your vehicle on a map on your device and manage your vehicle's Wi-Fi hotspot (if equipped). Plus, send a destination to your in-vehicle navigation screen and lock or unlock your doors—all from your mobile device. Advanced Diagnostics can help you monitor your vehicle's key operating systems and simplify maintenance scheduling.

AUTOMATIC CRASH RESPONSE⁶ In a crash, built-in sensors can automatically alert an OnStar Advisor who is immediately connected into your vehicle to see if you need help—even if you can't ask for it.

EMERGENCY SERVICES⁸ One push of the red emergency button gives you a priority connection to a specially trained OnStar Advisor who can direct emergency services to your exact location and offer critical assistance until help arrives. With OnStar, you're never alone.

CRISIS ASSIST⁹ During severe weather or other crisis situations, OnStar can provide a quick, central point of contact when you need emergency assistance, navigation help or information.

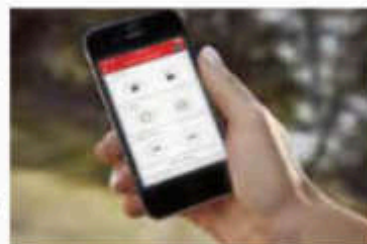
ROADSIDE ASSISTANCE¹⁰ If you're stranded, have a flat tire or need a tow truck, just ask an OnStar Advisor to get help to your exact location to get you back on the road quickly.

STOLEN VEHICLE ASSISTANCE¹¹ If your vehicle is stolen, once reported, OnStar can use GPS technology to pinpoint it and work with authorities to quickly help recover it. On many models, an Advisor can send a Stolen Vehicle Slowdown signal to slow the vehicle or a Remote Ignition Block signal to prevent it from being started. And with the new Theft Alarm Notification (if equipped), once locked, if your car alarm sounds, we can notify you.

TURN-BY-TURN NAVIGATION¹² Getting directions is as easy as pushing a button and telling an Advisor where you want to go. Directions are quickly downloaded to your vehicle, and a voice calls out every turn. An Advisor can also help you with a database of more than 14 million points of interest. To plan routes in advance, you can send destinations to your vehicle through an Advisor or the myGMC mobile app.⁷

ONSTAR 4G CONNECTION¹³ With powerful 4G connectivity built right into your Canyon, you have your very own mobile command center that provides faster service delivery and lets you stay connected on the go.

myGMC MOBILE APP⁷ You can remotely start your vehicle, locate your vehicle on a map, lock or unlock your doors, honk your horn and flash your lights (if properly equipped). You can also send destinations to your vehicle through your smartphone.



myGMC mobile app⁷

REMOTE ACCESS¹⁴ A simple call to an OnStar Advisor can send a signal to unlock your doors or honk the horn and flash the lights, or to remote-start/-stop your vehicle (requires factory-installed remote start). It's technology hard at work to get you back on the road.

HANDS-FREE CALLING¹⁵ Your vehicle has built-in Hands-Free Calling to help keep you safely connected when your cell phone isn't available. Choose from minute bundles or a minutes-per-month plan.

ONSTAR ATYOURSERVICE¹⁶ This feature helps you discover value on everyday purchases along your daily routes. When you push your blue OnStar button, a friendly Advisor can send you offers to your favorite stores or restaurants, or find a hotel and book a room. You can also use the myGMC mobile app⁷ to find deals near you.

ADVANCED DIAGNOSTICS¹⁷ Your vehicle can run a check on key vehicle systems and send you a monthly diagnostics report or a real-time Diagnostic Alert available by email or text. You'll know more and worry less with Advanced Diagnostics.

DEALER MAINTENANCE NOTIFICATION¹⁸ Is it time for a tire rotation? An oil change? Or a new air filter? You'll always know because your vehicle can email your diagnostics report to the dealer when it's time, and the dealer will contact you to set up a service appointment.

ONSTAR SMART DRIVER¹⁹ Now your vehicle can help make you a smarter driver. OnStar Smart Driver provides information about your driving behavior to help maximize your vehicle's overall performance, reduce wear and tear, enhance fuel efficiency and help you become a better driver. You can review your assessment and share it with participating insurance carriers for potential discounts.

¹Maintenance visits must occur within 2 years or 24,000 miles of vehicle delivery, whichever comes first. Does not include air filters. See participating dealer for other restrictions and complete details. ²Whichever comes first. See dealer for limited-warranty details. ³Visit onstar.com for coverage map, details and system limitations. OnStar acts as a link to existing emergency service providers. ⁴Requires a compatible mobile device, active OnStar service and data plan. 4G service available in select markets. Visit onstar.com for coverage map, details and system limitations. ⁵Data plan provided by AT&T. ⁶Does not include emergency or security services. Visit onstar.com for coverage map, details and system limitations. ⁷Requires data plan, compatible vehicle and device. Some features require factory-installed remote start, power locks, Tire Pressure Monitoring System or active OnStar service. ⁸Roadside service provided by Allstate Roadside Services. ⁹Services vary by model and conditions. Visit onstar.com for vehicle availability, details and system limitations. Theft Alarm Notification features vary by make and model. Requires factory-installed theft-deterrent system, Security or Guidance Plan and selection of notification communication preference(s). Vehicles must be locked electronically to arm the factory-installed theft-deterrent system. Messaging and data rates may apply. ¹⁰Requires ABS and Guidance Plan. Visit onstar.com for coverage map. Services vary by model. ¹¹Visit onstar.com for coverage map, details and system limitations. Services vary by model and conditions. Unlock feature requires automatic door locks. ¹²OnStar Hands-Free Calling requires an existing OnStar service contract and available minutes. Not available in certain markets. Visit onstar.com for coverage map, details and system limitations. ¹³Not available on Basic Plan. Web offers can vary. Check OnStarService through the myGMC mobile app for the latest offers. ¹⁴Capabilities vary by model. Visit onstar.com for details and system limitations. Message and data rates apply. Requires active OnStar service, email address on file and enrollment in Advanced Diagnostics. ¹⁵OnStar, General Motors and their affiliates are not insurance providers. You should obtain insurance only from licensed insurance providers.

ACCESSORIES



CANYON CREW CAB SLT IN DARK SLATE METALLIC
shown with available dealer-installed accessories.



GLOSS-BLACK GRILLE WITH BODY-COLOR SURROUND Personalize your vehicle with the gloss-black grille featuring a body-color surround (shown above). Available in a variety of exterior colors, it's designed for a perfect fit and easily replaces the existing grille.

BED-MOUNTED BICYCLE CARRIER This is the upright bike carrier that sets the standard for bike-carrying flexibility and ease of use. It accommodates bike frames up to 3 $\frac{1}{2}$ " in diameter. Requires GearOn Cross Rails. Non-GM warranty. Warranty by Thule.®

ASSIST STEPS Stylish steps with textured step pads make it easier to get into and out of your Canyon. They're available in 3" round step bar in black finish or 5" rectangular, with either chrome or black powder-coat finish. Both finishes add great style and excellent corrosion protection.

GearOn PACKAGES Canyon is all about helping carry more of your gear with you, so GearOn combines individual accessories into comprehensive packages. For enhanced cargo versatility, the new GearOn Rack System features interchangeable parts to meet your lifestyle and work needs. Your dealer can provide the specifics for the following packages:

GearOn Divider Package—Cargo tie-down rings and a bed cargo divider allow you to divide gear into compartments.

GearOn Bar Package—Cargo tie-down rings and tiered storage cross rails help you secure cargo of varying shapes and sizes.

BEDLINER Protect the bed of your Canyon with this durable bedliner. It's fully ribbed, with a skid-resistant floor to help minimize load shifting. Black with GMC logo.



PREMIUM FLOOR LINERS Canyon's floor liners take all-weather floor-mat coverage further with raised edges to protect floor and trim contours (shown above). The rear liners feature an easy-to-install and -remove two-piece design.

TOOLBOX Canyon's hardworking toolbox can handle up to 250 lbs of storage.¹ It mounts securely to the bed of your Canyon without drilling. It features a removable sliding tray and an integrated handle that make it easy to remove and carry.

HOOD PROTECTOR Canyon's custom-designed and -molded hood protector deflects road debris while helping to shield the hood of your Canyon. It provides a precise fit by following the contour of the hood.

TONNEAU COVER The soft folding tonneau cover is constructed of durable, lightweight black-grained vinyl to help protect truck bed cargo from the elements. The tri-folding design allows for quick and easy installation and removal.

18" WHEELS² Personalize your Canyon with 18" wheels. Stand out from the crowd with accessory wheels (shown on page 40) designed, engineered, tested and approved by GMC Accessories. All wheels feature a brilliant, durable finish and GMC logo center caps.

POLISHED EXHAUST TIP Add a sporty appearance to your Canyon with a dual-walled, angle-cut exhaust tip. Available for gas engine models only.

BED MAT Reduce cargo shifting with this easy-to-install, nonskid, nylon-reinforced rubber bed mat designed to fit the contours of your Canyon. Fully ribbed construction helps protect your cargo and the truck bed and simplifies cleaning. Withstands extreme temperatures. Tailgate liner available separately.

COLOR AND TRIM

INSTRUMENT PANEL ACCENTS



Silver Aluminum

Burnish Aluminum

Dark Aluminum

DOOR AND CONSOLE ACCENTS



Off-Road Carbon Accent

Smoked Mahogany Wood Tone

Hinson Oak Wood Tone

MODELS

SL

-

-

-

-

-

-

CANYON

-

-

-

-

-

-

SLE

●

-

-

-

●

-

ALL TERRAIN

-

-

●

●

-

-

SLT

●

-

-

-

●

-

DENALI

-

●

-


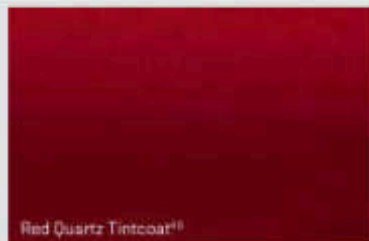

-

-


●

KEY ● STANDARD ○ AVAILABLE - NOT AVAILABLE

EXTERIOR COLORS See your GMC dealer for more exterior color details.




**INTERIOR COLORS/
SEATING SURFACES**
VINYL CLOTH




Jet Black/Dark Ash Vinyl Jet Black/Dark Ash Cloth Jet Black/Jet Black Cloth Cocoa/Dune Cloth Jet Black/Jet Black Cloth with Coast Red Accents

LEATHER APPOINTMENTS

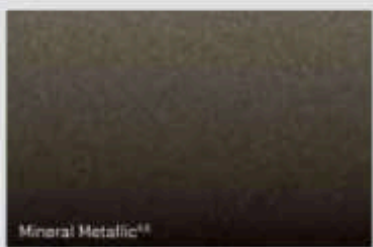


Jet Black/Jet Black Leather-Appointed Cocoa/Dune Leather-Appointed Jet Black/Jet Black Perforated Leather-Appointed

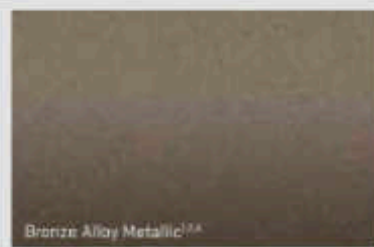
●	-	-	-	-	-	-	-	-
○	●	-	-	-	-	-	-	-
-	-	●	●	-	-	-	-	-
-	-	-	-	●	-	-	-	-
-	-	-	-	-	●	●	-	-
-	-	-	-	-	-	-	●	-



Cyber Gray MetallicTM



Mineral MetallicTM



Bronze Alloy MetallicTM



Summit White

SELECTION

SHINING EXAMPLES OF PREMIUM.

Building the Professional Grade 2017 Canyon means precisely engineering every inch of it from the ground up—including its wheels. That's why you'll find GMC wheels in a range of styles. See your dealer for more wheel availability details.

16" ULTRA-SILVER METALLIC (RST)
Standard on SL and Canyon



17" BLADE SILVER METALLIC
CAST ALUMINUM (Q5W)
Standard on SLE



17" DARK ARGENT METALLIC CAST
ALUMINUM (R1U)
Included and only available on All Terrain



18" POLISHED
CAST ALUMINUM (RT5)
Standard on SLT



16" SATIN GRAPHITE PAINTED ALUMINUM (SKZ)
Included and only available on Nightfall Edition



18" ALUMINUM CHROME (SE5)
Accessory Wheel*



20" ULTRA-BRIGHT MACHINED ALUMINUM
WITH PAINTED ACCENTS (R09)
Standard on Denali



20" LOW-GLOSS-BLACK ALUMINUM (RZ0)
Accessory Wheel.* Available on Denali models only
(late availability, beginning first quarter 2017).

*Use only GM-approved tire and wheel combinations. Unapproved combinations may change the vehicle's performance characteristics. For approved tire and wheel combinations and other important information, go to gmcaccessories.com or see your dealer for details.

SPECIFICATIONS

ENGINES	2.5L I-4 VVT DI (LCV)	3.6L V-6 VVT DI (L62)	DURAMAX 2.8L I-4 TURBO DIESEL (LWN)
FUEL TYPE	Gasoline	Gasoline	Diesel (B20 biodiesel capable)
CAPACITY	2.5 liters (150 cu. in.)	3.6 liters (217 cu. in.)	2.8 liters (169 cu. in.)
SAE NET HORSEPOWER @ RPM	200/2600	209/2600	181/2400
SAE NET TORQUE @ RPM (LB-FT)	191@4400*	275@2000	309@2600
ENGINE/MODEL AVAILABILITY			
Extended Cab, 2WD	●	○ (Not available on SL trim)	-
Extended Cab, 4WD	●	○	-
Crew Cab, Short Box 2WD	●	○	○
Crew Cab, Short Box 4WD	-	●	○
Crew Cab, Long Box 2WD	-	●	○
Crew Cab, Long Box 4WD	-	●	○
TRANSMISSIONS	6-speed manual transmission (2WD Extended Cab SL and Canyon 2.5L I-4 model only) Electronically controlled 6-speed automatic transmission with overdrive available on most 2.5L I-4 models Electronically controlled 6-speed automatic transmission with overdrive, electronic engine grade braking and Tow/Haul mode on Duramax Diesel models Electronically controlled 6-speed automatic transmission with overdrive, electronic engine grade braking and Tow/Haul mode on V-6 models		

TRAILERING AND PAYLOAD

CAB TYPE	EXTENDED CAB		CREW CAB, SHORT BOX			CREW CAB, LONG BOX	
Engine	2.5L I-4	3.6L V-6	2.5L I-4	3.6L V-6	2.8L I-4 (Diesel)	3.6L V-6	2.8L I-4 (Diesel)
Maximum Payload ¹ (lbs) (2WD/4WD)	1463/1428	1689/1559	1471/-	1626/1528	1498/1444	1555/1459	1466/1389
Axle Ratio (2WD/4WD)	4.10/4.10	3.42/3.42	4.10/-	3.42/3.42	3.42/3.42	3.42/3.42	3.42/3.42
Maximum Trailer Weight ² (lbs) (2WD/4WD)	3500/3500	7000 ³ /7000 ³	3600/-	7000 ³ /7000 ³	7700 ³ /7600 ³	7000 ³ /7000 ³	7700 ³ /7560 ³

DIMENSIONS

CARGO DIMENSIONS	EXTENDED CAB	CREW CAB, SHORT BOX	CREW CAB, LONG BOX
Cargo Volume (cu. ft.) ⁴	45.5	41.3	43.9
Inside Width Between Wheelhousing (in.)	44.4	44.4	44.4
Box Length at Floor (in.)	74.0	61.7	74.0
EXTERIOR DIMENSIONS	EXTENDED CAB	CREW CAB, SHORT BOX	CREW CAB, LONG BOX
Height (in.)	70.4	70.7	70.6
Overall Length (in.)	212.4	212.4	224.6
Body Width (in.)	74.3	74.3	74.3
Wheelbase (in.)	129.3	129.3	140.5

STANDARD TECHNICAL DATA

DRIVE TYPE	2WD	4WD
BRAKES All models: Power 4-wheel antilock braking system	Front disc/rear disc (w/Duraflex rotors)	Front disc/rear disc (w/Duraflex rotors)
STEERING	Electric power rack and pinion with variable assist	Electric power rack and pinion with variable assist
FUEL TANK CAPACITY (Approx. gal.)	21	21
GVWR ⁵ (Gross Vehicle Weight Rating, lbs)		
Extended Cab (Gas)	5400-5700	5600-5900
Crew Cab (Gas)	5600-5900	6000
Crew Cab (Diesel)	6000	6200

¹These maximum payload ratings are intended for comparison purposes only. Before you buy a vehicle or use it to haul people or cargo, carefully review the vehicle loading section of the Owner's Manual and check the carrying capacity of your specific vehicle on the label on the inside of the driver's door jamb. ²Before you buy a vehicle or use it for trailering, carefully review the trailering section of the Owner's Manual. The weight of passengers, cargo and options or accessories may reduce the amount you can tow. ³Requires Trailering Package. ⁴Cargo and load capacity limited by weight and distribution. ⁵When properly equipped, includes weight of vehicle, passengers, cargo and equipment.

KEY ● STANDARD ○ AVAILABLE - NOT AVAILABLE

TRIM LEVELS	SL	CANYON	SLE	ALL TERRAIN	SLT	DENALI
CONFIGURATIONS						
EXTENDED CAB, 2WD	○	○	○	-	-	-
EXTENDED CAB, 4WD	-	○	○	○	-	-
CREW CAB, SHORT BOX 2WD	-	○	○	-	○	○
CREW CAB, SHORT BOX 4WD	-	-	○	○	○	○
CREW CAB, LONG BOX 2WD	-	○	○	-	○	○
CREW CAB, LONG BOX 4WD	-	-	○	○	○	○
MECHANICAL						
BRAKES 4-wheel antilock, 4-wheel disc with Duraflex rotors	●	●	●	●	●	●
CAPLESS FUEL FILL Not available with Duramax Diesel	●	●	●	●	●	●
EATON® HEAVY-DUTY AUTOMATIC LOCKING REAR DIFFERENTIAL On Canyon 2WD models, not available with 6-speed manual transmission. On Canyon and SLE models, requires Trailering Package when Duramax 2.8L Turbo Diesel engine is ordered. Included on 4WD Crew Cab SLE models.	-	○	○	●	●	●
ENGINE 2.5L I-4, DI, DDHC, VVT. Not available on Crew Cab Long Box or 4WD Crew Cab configurations.	●	●	●	-	-	-
Duramax 2.8L Turbo Diesel, DI, I-4. Not available on Extended Cab configurations. On SLE models, requires SLE Convenience Package, Trailering Package or Driver Alert Package. On All Terrain, requires Trailering Package. On SLT and Denali models, requires Trailering Package and Driver Alert Package.	-	-	○	○	○	○
3.5L direct injection V-6 VVT with Active Fuel Management. Standard on all Crew Cab Long Box models and 4WD Crew Cab SLE configurations.	-	○	○	●	●	●
ENGINE BLOCK HEATER	○	○	○	○	○	○
EXHAUST BRAKE, SWITCH-ACTIVATED Included and only available with Duramax 2.8L Turbo Diesel engine	-	-	○	○	○	○
HILL DESCENT CONTROL	-	-	-	●	-	-
INTEGRATED TRAILER BRAKE CONTROLLER Requires available 3.5L V-6 and Trailering Package. Included with available Duramax 2.8L Turbo Diesel engine.	-	-	○	○	○	○
STABILITRAX Stability control system. Includes Trailer Sway Control.	●	●	●	●	●	●
OFF-ROAD SUSPENSION PACKAGE	-	-	-	●	-	-
TOW/HAUL MODE Included and only available with Duramax 2.8L Turbo Diesel or 3.5L V-6 engines	-	○	○	●	○	●
TRACTION CONTROL Electronic	●	●	●	●	●	●
TRAILERING PACKAGE Includes trailer hitch and 7-pin and 4-pin connector. On Canyon models, requires 3.5L V-6 engine and automatic locking rear differential. On SLE models, requires 3.5L V-6 engine or Duramax 2.8L Turbo Diesel engine and automatic locking rear differential. On All Terrain and SLT models, requires 3.5L V-6 engine or Duramax 2.8L Turbo Diesel engine. See your dealer for more availability details.	-	○	○	○	○	○
TRANSFER CASE Electric, 2-speed AutoTrac (standard on 4WD models)	-	○	○	●	○	○
TRANSFER CASE SHIELD	-	-	-	●	-	-
TRANSMISSION 6-speed manual. Standard on SL and Canyon Extended Cab 2WD models only. On Canyon Extended Cab 2WD model, requires 2.5L I-4 engine.	●	●	-	-	-	-
6-speed automatic, electronically controlled with overdrive. Includes Cruise Grade Braking and Powertrain Grade Braking. Standard on Canyon 4WD models with 2.5L I-4 engine. Included with Duramax 2.8L Turbo Diesel engine.	-	○	●	○	○	○
8-speed automatic, electronically controlled with overdrive. Includes Cruise Grade Braking and Powertrain Grade Braking, included with 3.5L V-6 engine only on Canyon and SLE trims. Standard on all Crew Cab Long Box models and 4WD Crew Cab SLE configurations.	-	○	○	●	●	●

KEY ● STANDARD ○ AVAILABLE - NOT AVAILABLE

TRIM LEVELS	SL	CANYON	SLE	ALL TERRAIN	SLT	DENALI
INSTRUMENTATION AND CONTROLS						
CRUISE CONTROL Electronic, automatic. On Canyon models, included and only available with Canyon Convenience Package.	-	○	●	●	●	●
DEFOGGER Rear-window electric. On Canyon models, included and only available with Canyon Convenience Package.	-	○	●	●	●	●
DRIVER INFORMATION CENTER With monochromatic display. Provides warning messages, odometer, trip odometer and basic vehicle information.	●	●	-	-	-	-
With multicolor display. Includes driver personalization, warning messages, odometer, trip odometer and vehicle information.	-	-	●	●	●	●
STEERING WHEEL Manual tilt and telescopic. Tilt only on SL and Canyon trims.	●	●	●	●	●	●
Leather-wrapped with mounted audio controls.	-	-	●	●	●	-
Heated, leather-wrapped with mounted audio controls	-	-	-	-	-	●
TEEN DRIVER TECHNOLOGY	●	●	●	●	●	●
SEATING						
SEATS Vinyl front buckets	●	-	-	-	-	-
Cloth front buckets	-	●	●	●	-	-
Leather-appointed front buckets	-	-	-	-	●	-
Perforated leather-appointed front bucket seats	-	-	-	-	-	●
Driver and passenger-side, forward-facing, flat-folding rear seats. Includes under-seat storage. Extended Cab models only. Not available on SL Extended Cab model.	-	●	●	●	●	-
Rear folding split bench. Crew Cab models only. Includes under-seat storage.	-	●	●	●	●	●
Driver 4-way power seat adjuster with manual recline and passenger 2-way manual, foam/foam with manual recline	●	●	●	-	-	-
Driver 4-way power seat adjuster with front-passenger 4-way power seat adjuster and power driver and passenger lumbar control	-	-	-	●	●	●
Heated driver and front-passenger seats. On SLE models, includes power driver lumbar control, power passenger lumbar control and 4-way power front-passenger seat adjuster.	-	-	○	●	●	-
Heated and ventilated driver and front-passenger seats	-	-	-	-	-	●
INTERIOR DETAILS						
CLIMATE CONTROL Single-zone manual climate control	●	●	●	-	-	-
Single-zone automatic climate control. On SLE models, included and only available with SLE Convenience Package.	-	-	○	●	●	●
CONSOLE Overhead	-	-	●	●	●	●
Floor, includes front compartment	●	●	●	●	●	●
FLOOR COVERING Color-keyed carpeting	-	●	●	●	●	●
Full-length vinyl. On Canyon trim, removes color-keyed carpeted floor mats.	●	○	-	-	-	-
Color-keyed carpeted first- and second-row floor mats. Includes Denali logo on first row with Denali models.	-	●	●	●	●	●
HANDLES Door release, Jet Black	●	●	-	-	-	-
Chrome	-	-	●	●	●	●
MIRROR Inside rearview, auto-dimming	-	-	●	●	●	●
REMOTE KEYLESS ENTRY On Canyon models, included and only available with Canyon Convenience Package	-	○	●	●	●	●
REMOTE VEHICLE START SYSTEM On SLE models, included and only available with SLE Convenience Package	-	-	○	●	●	●
WINDOWS Power with driver express-up and -down	●	●	●	●	●	●
Rear sliding window. On SLE models, included and only available with SLE Convenience Package.	-	-	○	●	●	●
WIRELESS CHARGING MAT Not compatible with all phones.	-	-	-	-	-	●

TRIM LEVELS

OPTION PACKAGES

	SL	CANYON	SLE	ALL TERRAIN	SLT	DENAI
CANYON CONVENIENCE PACKAGE Includes remote keyless entry, cruise control, rear-window defogger, multi-terrain system and EZ-Lift and Lower Tailgate	-	●	-	-	-	-
SLE CONVENIENCE PACKAGE Includes single-zone automatic climate control, rear sliding window and remote vehicle start system	-	-	●	-	-	-
DRIVER ALERT PACKAGE Includes Forward Collision Alert and Lane Departure Warning. On SLE models, requires SLE Convenience Package.	-	-	●	-	●	●
ALL TERRAIN X PACKAGE Includes black 3" round off-road steel bars, all-weather floor liners, spray-on bedliner and 17" Goodyear® Wrangler DuraTrac® all-terrain tires. Requires 3.6L V-6 engine or 2.8L Duramax Turbo Diesel engine.	-	-	-	●	-	-
NIGHTFALL EDITION Includes polished exhaust tip, body-color grille, 18" Satin Graphite painted aluminum wheels and spray-on bedliner. Requires Crew Cab model, Onyx Black exterior paint and SLE Convenience Package.	-	-	●	-	-	-

ENTERTAINMENT/COMMUNICATION/NAVIGATION

4.2" DIAGONAL COLOR DISPLAY Includes AM/FM stereo with USB ¹ port and auxiliary jack	●	●	-	-	-	-
7" DIAGONAL COLOR TOUCH-SCREEN WITH INTELLILINK⁴ Includes AM/FM, USB ports, ¹ auxiliary jack, Bluetooth TM streaming audio for music and select phones, hands-free smartphone integration and voice-activated technology for radio and phone. Includes limited OnStar ⁵ trial and 4G Wi-Fi ⁶ hotspot ⁷ capability	-	●	-	-	-	-
8" DIAGONAL COLOR TOUCH-SCREEN WITH INTELLILINK⁴ Includes AM/FM/SiriusXM ⁸ (with 3-month trial) with USB ¹ port, auxiliary jack, text message alerts, Siri ⁹ Eyes Free ¹⁰ functionality through voice command, Bluetooth TM streaming audio for music and most phones, hands-free smartphone integration and voice-activated technology for radio and phone	-	-	●	●	●	-
8" DIAGONAL COLOR TOUCH-SCREEN NAVIGATION¹¹ WITH INTELLILINK⁴ Includes AM/FM/SiriusXM ⁸ (with 3-month trial) with USB ¹ port, auxiliary jack, text message alerts, Siri ⁹ Eyes Free ¹⁰ functionality through voice command, Bluetooth TM streaming audio for music and most phones, hands-free smartphone integration and voice-activated technology for radio and phone. On All Terrain and SLT models, requires Bose ¹² premium 7-speaker system	-	-	-	●	●	●
5-speaker system	●	●	●	●	●	-
Bose premium 7-speaker system	-	-	-	●	●	-
AUDIO SYSTEM USB¹ PORT	●	●	●	●	●	●
Audio system USB ¹ port located inside center console	-	-	●	●	●	●
USB¹ CHARGING PORTS 2 located on rear of center console	-	-	●	●	●	●
DNSTAR 5-year Basic Plan ⁵ and limited trial period of Guidance Plan ⁵ . On Canyon models, included and only available with 7" diagonal color display with IntelliLink ⁴ .	-	●	●	●	●	●
4G Wi-Fi hotspot ⁷ capability (with 3-month/3GB trial, whichever comes first). On Canyon models, included and only available with 7" diagonal color touch-screen with IntelliLink ⁴ .	-	●	●	●	●	●
SIRIUSXM SATELLITE RADIO⁸ Includes 3 trial months of service.	-	-	●	●	●	●

KEY ● STANDARD ○ AVAILABLE - NOT AVAILABLE

¹The system wirelessly charges and plays an Qi-compatible mobile device. Some devices require an adapter or back cover. To check for phone or other device compatibility, visit my.gmc.com/learn for details. ²Not compatible with all devices. ³Full functionality requires compatible Bluetooth and smartphone. Some devices require USB connectivity. Data plan rates apply. ⁴Go to my.gmc.com/learn to find out which phones are compatible with the vehicle. ⁵The OnStar Basic Plan is available for 5 years from the date of delivery of eligible 2015 model year and newer vehicles and is non-transferable, including vehicle diagnostics, Dealer Maintenance Notifications and access to limited myGMC mobile app features. The OnStar Basic Plan does not include emergency, security or navigation services. These and other services are available under a paid plan. Visit onstar.com for vehicle availability, coverage map, details and system limitations. Requires factory-installed remote start. Available 4G Wi-Fi requires compatible mobile device, active OnStar subscription and data plan. Requires factory-equipped vehicle navigation screen. Ability to visit a destination to a vehicle's navigation screen through a smartphone is only available on 25V model year and newer vehicles. Currently available to OnStar Guidance Plan subscribers in the U.S. only. ⁶Requires a compatible mobile device, active OnStar service and data plan. 4G service available in select markets. Visit onstar.com for coverage map, details and system limitations. Data plan provided by AT&T. ⁷If you decide to continue service after your trial, the subscription plan you choose will automatically renew thereafter and you will be charged according to your chosen payment method at then-current rates. Fees and taxes apply. To cancel, you must call SiriusXM at 1-855-635-2348. See SiriusXM Customer Agreement for complete terms at siriusxm.com. All fees and programming subject to change. For more information about NavTraffic, visit siriusxm.com/navtraffic. For more information about Drive Link, visit siriusxm.com/travelink. Sirius XM, SiriusXM and all related marks and logos are trademarks of SiriusXM Radio, Inc. ⁸Requires IntelliLink and compatible iPhone[®] running iOS 6 or newer. ⁹Map coverage available in the United States, Puerto Rico and Canada. ¹⁰Visit apple.com for coverage map, details and system limitations. Services vary by model and conditions. OnStar acts as a link to existing emergency service providers, but all vehicles may transmit all crash data. Mobile app available on select iOS, Android[™], BlackBerry[®] and Windows[®] devices. Services vary by device, vehicle and conditions. The OnStar Vehicle Locate Service can locate OnStar-equipped vehicles, not people. Requires an active OnStar subscription. OnStar Hands-Free Calling requires an existing OnStar service contract and available minutes. Not available in certain markets. Visit onstar.com for coverage map, details and system limitations. Available 4G Wi-Fi requires compatible mobile device, active OnStar subscription and data plan. Your tax, Credit card payment required for monthly subscriptions. ¹¹A NOTE ON CHILD SAFETY: Always use safety belts and the correct child restraint for your child's age and size, even with air bags. Even in vehicles equipped with the Passenger Sensing System, children are safer when properly secured in a rear seat in the appropriate infant, child or booster seat. Never place a rear-facing infant restraint in the front seat of any vehicle equipped with an active frontal air bag. See your Owner's Manual and child safety seat instructions for more safety information.

TRIM LEVELS

EXTERIOR STYLING AND FUNCTIONALITY

	SL	CANYON	SLE	ALL TERRAIN	SLT	DENAI
6" CHROME RECTANGULAR ASSIST STEPS	-	-	-	-	-	●
BUMPER Rear chrome with integrated corner steps	●	●	●	-	●	-
Rear body-color with integrated corner steps	-	-	-	●	-	●
DOOR HANDLES Black	●	●	-	-	-	-
Body-color	-	-	●	●	-	-
Chrome	-	-	-	-	●	●
FOG LAMPS Front	-	-	●	●	●	●
HEADLAMPS Projector-type with signature lighting	●	●	●	●	●	●
LIGHTING Overhead cargo box	●	●	●	●	●	●
Under-rail LED cargo box	-	-	-	-	-	●
OUTSIDE MIRRORS Outside remote with manual-folding, black	●	●	-	-	-	-
Power-adjustable, body-color, remote, manual-folding with driver-side spotter mirror	-	-	●	●	-	-
Heated power-adjustable, chrome, manual-folding with driver-side spotter mirror	-	-	-	-	●	●
MOLDINGS Black beltline	●	●	-	-	-	-
Chrome beltline	-	-	●	●	●	●
POLISHED EXHAUST TIP Dealer-installed. On SLE, included with available Nightfall Edition. Not available with Duramax 2.8L Turbo Diesel.	-	●	○	○	○	●
RECOVERY HOOKS Front. Standard on 4WD models only.	-	●	●	●	●	●
SPRAY-ON BEDLINER Includes GMC logo or Denali logo	-	○	○	○	○	○
TAILGATE EZ-Lift and Lower Tailgate. On Canyon models, included and only available with Canyon Convenience Package.	-	○	●	●	●	●
Locking feature	●	●	●	●	●	●

SAFETY AND SECURITY

AIR BAGS¹³ Dual-stage frontal and front-seat-mounted side-impact for driver and front passenger, head-curtain for front and rear outboard seating positions and front Passenger Sensing System	●	●	●	●	●	●
FORWARD COLLISION ALERT AND LANE DEPARTURE WARNING Included and only available with Driver Alert Package	-	-	○	-	○	●
DAYTIME RUNNING LAMPS With automatic lamp control	●	●	●	●	●	●
REAR VISION CAMERA SYSTEM With dynamic grid lines. Dynamic grid lines not available with 4.2" color radio.	●	●	●	●	●	●
THEFT-DETERRENT SYSTEM Immobilization	●	●	●	●	●	●
THEFT-DETERRENT SYSTEM Unauthorized entry. On Canyon models, included and only available with Canyon Convenience Package.	-	○	●	●	●	●

SHARE YOUR GMC.

When you've been designing, engineering and building Professional Grade transportation for more than 100 years, you're bound to attract passionately loyal owners. Join them, and us, on [instagram.com/gmc](https://www.instagram.com/gmc), [facebook.com/gmc](https://www.facebook.com/gmc), twitter.com/thisisgmc and [youtube.com/gmc](https://www.youtube.com/gmc) to share your voice.



[INSTAGRAM.COM/GMC](https://www.instagram.com/gmc)



[FACEBOOK.COM/GMC](https://www.facebook.com/gmc)



[TWITTER.COM/THISISGMC](https://twitter.com/thisisgmc)



[YOUTUBE.COM/GMC](https://www.youtube.com/gmc)

IMPORTANT WORDS

PRO GRADE PROTECTION

For 2011 Canyon comes with the Pro Grade Protection Plan, which includes two maintenance visits, 3-year/36,000-mile Bumper-to-Bumper Limited Warranty¹ and 5-year/60,000-mile Powertrain Limited Warranty,² Roadside Assistance and Courtesy Transportation.

Starting with the owner orientation—and full tank of gas—you receive when you take possession of your Canyon, to the 24-Hour Roadside Assistance, Courtesy Transportation and Travel Benefits, you receive a portfolio of owner privileges that lasts throughout your warranty. For expert product information, Roadside Assistance or other services, call 1-800-GMC-8762.

TRAVEL BENEFITS AND ROADSIDE ASSISTANCE Available around the clock: trip routing service, a program for reimbursement for trip interruption due to necessary warranty repairs, towing, flat tire change, jump-starts and more for 5 years or 60,000 miles (whichever comes first).

COURTESY TRANSPORTATION Available at participating dealers: shuttle service, reimbursement of certain public transportation or fuel expenses for overnight warranty repairs and courtesy rental for overnight work repairs. See your dealer for details.

GMC OWNER CENTER A complimentary, one-stop resource to enhance your GMC ownership experience. It's easy to sign up. Just go to gmc.com/gmownercenter/gmc.

ONSTAR



OnStar services require vehicle electrical system (including battery), wireless service and GPS satellite signals to be available and operating for features to function properly. OnStar service required. OnStar acts as a link to existing emergency service providers. Not all vehicles may transmit all crash data. Visit onstar.com for coverage map, details and system limitations. Services vary by model and conditions.

SIRIUSXM SATELLITE RADIO



SiriusXM Satellite Radio³ is standard on most Canyon models. It includes 3 trial months of service. SiriusXM Satellite Radio makes your drive come alive with commercial-free music channels from virtually every genre, artist-dedicated channels, live performances and more. Tune in to live play-by-play from the biggest sports, exclusive entertainment from top personalities, compelling talk, hilarious comedy, world-class news, local traffic and weather and family-friendly programming. Welcome to the world of satellite radio. Visit siriusxm.com for details.

GMC CERTIFIED SERVICE

GMC Certified Service

To help your Canyon live up to its performance promise, GMC Certified Service—found exclusively at your GMC dealer—is there. With all the engineering excellence in Canyon, GM-trained technicians have the expertise to care for all of it.

ADDITIONAL NOTES

A NOTE ON CHILD SAFETY Always use safety belts and the correct child restraint for your child's age and size, even with air bags. Even in vehicles equipped with the Passenger Sensing System, children are safer when properly secured in a rear seat in the appropriate infant child or booster seat. Never place a rear-facing infant restraint in the front seat of any vehicle equipped with an active frontal air bag. See your vehicle Owner's Manual and child safety seat instructions for more safety information.

TRAILERING AND OFF-ROAD INFORMATION Please carefully review the Owner's Manual for important safety information about trailering or off-road driving in your vehicle.

FLEET ORDERS Some standard content may be deleted with fleet orders. See dealer for details.

ENGINES GMC products are equipped with engines produced by GM Powertrain or other suppliers to GM worldwide. The engines in GMC products may also be used in other GM makes and models.

GMC.COM See more of Canyon on our website: gmc.com/canyon. More photos and information, hot links to related subjects, convenient dealer locator, pricing guide, spec out your own vehicle. Or call 1-800-GMC-8762.

BUYPOWER CARDSM



Now it's even easier to get into the GMC of your dreams. Every purchase gives you Earnings redeemable toward part or even all of a new GMC, Chevrolet, Buick or Cadillac. Every year, enjoy 5 percent Earnings on your first \$5,000 in purchases and 2 percent unlimited Earnings after that. No expiration on Earnings and no limit on how much you can earn or redeem. Learn more at buypowercard.com/catalog. YOUR CARD IS THE KEY.SM

IMPORTANT WORDS ABOUT THIS CATALOG We have tried to make this catalog comprehensive and factual. We reserve the right, however, to make changes at any time, without notice, in prices, colors, materials, equipment, specifications, models and availability. Specifications, dimensions, measurements, ratings and other numbers in this catalog and other printed materials provided at the dealership or affixed to vehicles are approximates based upon design and engineering drawings and prototypes and laboratory tests. Your vehicle may differ due to variations in manufacture and equipment. Since some information may have been updated since the time of printing, please check with your GMC dealer for complete details. GMC reserves the right to lengthen or shorten the model year for any product for any reason, or to start and end model years at different times. All competitive claims are based on the latest information available at the time of printing and GM Midsize Truck segment.

AN IMPORTANT NOTE ABOUT ALTERATIONS AND WARRANTIES Installations or alterations to the original equipment vehicle (or chassis) as distributed by General Motors are not covered by the General Motors New-Vehicle Limited Warranty. The special body company, assembler, equipment installer or upfitter is solely responsible for warranties on the body or equipment and any alterations (or any effect of the alterations) to any of the parts, components, systems or assemblies installed by GM. General Motors is not responsible for the safety or quality of design features, materials or workmanship of any alterations by such suppliers.

NEW-VEHICLE LIMITED WARRANTY All GMC Canyon models come with a fully transferable, no-deductible 5-year/60,000-mile (whichever comes first) Powertrain Limited Warranty. GM vehicles registered in the USA are also covered for 3 years or 36,000 miles (whichever comes first). Coverage includes tires and towing to your nearest GMC dealership. Repairs will be made to correct any vehicle defect and most warranty repairs will be made at no charge. In addition, rust-through corrosion will be covered for 5 years or 100,000 miles (whichever comes first). Canyon also comes with two maintenance visits within the first 2 years/24,000 miles (whichever comes first).¹ See dealer for details.

ASSEMBLY GMC vehicles and their components are assembled or produced by different operating units of General Motors, its subsidiaries or suppliers to GM worldwide. We sometimes find it necessary to produce GMC vehicles with different or differently sourced components than originally scheduled. Since some options may be unavailable when your vehicle is assembled, we suggest that you verify that your vehicle includes the equipment you ordered or, if there are changes, that they are acceptable to you.

GMMOBILITY.COM (1-800-323-9935) GM Mobility offers financial assistance for eligible adaptive equipment to make automotive travel easier for persons with disabilities or special transportation needs. To learn more about special GM Mobility offers, visit gmmobility.com.

¹Maintenance visits must occur within 2 years or 24,000 miles of vehicle delivery, whichever comes first. Does not include air filters. See participating dealer for other restrictions and complete details. ²Whichever comes first. See dealer for limited warranty details. ³If you decide to continue service after your trial, the subscription plan you choose will automatically renew thereafter and you will be charged according to your chosen payment method at then-current rates. Fees and taxes apply. To cancel, you must call SiriusXM at 1-800-825-2349. See SiriusXM Customer Agreement for complete terms at siriusxm.com. All fees and programming subject to change. For more information about live traffic, visit siriusxm.com/livetraffic. For more information about Travel Link, visit siriusxm.com/travelink. Sirius, XM, SiriusXM and all related marks and logos are trademarks of SiriusXM Radio, Inc.

©2011 General Motors. All rights reserved. GM, the GM logo, GMC, the slogans, emblems, vehicle model names, vehicle body designs and other marks appearing in this catalog are the trademarks and/or service marks of General Motors, its subsidiaries, affiliates or licensors. Facebook is a registered trademark of Facebook, Inc. Twitter is a registered trademark of Twitter, Inc. YouTube is a registered trademark of Google, Inc. Instagram is a registered trademark of Instagram, LLC. Sirius, XM and all related marks and logos are trademarks of SiriusXM Radio, Inc. iPhone and Siri are registered trademarks of Apple, Inc.