

# CANYON MODELS

2024 FEATURES, SPECS AND OPTIONS



We have tried to make this guide comprehensive and factual. We reserve the right, however, to make changes at any time, without notice, in prices, colors, materials, equipment, specifications, models and availability. Specifications, dimensions, measurements, ratings and other numbers in this guide and other printed materials provided at the dealership or affixed to vehicles are approximations based on design and engineering drawings, prototypes and laboratory tests. Your vehicle may differ due to variations in manufacture and equipment. Since some information may have been updated since the time of publication, please check with your GMC dealer for complete details.

**GMC**  
WE ARE PROFESSIONAL GRADE

# TABLE OF CONTENTS

---

## 03. MODEL OVERVIEW HIGHLIGHTS

Canyon Elevation  
Canyon AT4  
Canyon AT4X  
Canyon Denali

## 04-08. KEY FEATURES

Exterior  
Interior  
Capability  
Safety and technology

## 09. MODEL PACKAGES

Select packages available

## 10. MODEL SPECS

Canyon Crew Cab

## 11. TRAILERING OVERVIEW

Key trailering features  
Key specifications  
Powertrain

## 12. TRAILERING AND POWERTRAIN SPECS

Specifications  
Engine specifications  
Transmission specifications

## 13-17. TRAILERING TECHNOLOGY

ProGrade™ Trailering System  
In-vehicle Trailering App  
myGMC Mobile App  
Hitch View and Hitch Guidance

## 18. TRAILERING TERMINOLOGY

Curb weight  
Gross Vehicle Weight (GVW)  
Gross Vehicle Weight Rating (GVWR)  
Gross Combined Weight (GCW)  
Gross Combined Weight Rating (GCWR)  
Cargo weight  
Max payload  
Gross Axle Weight (GAW)  
Gross Axle Weight Rating (GAWR)  
Gross trailer weight  
Tongue [or hitch] weight

## 19. HITCH STYLES

Selecting the right hitch  
Weight-carrying hitch  
Weight-distributing hitch

## 20. ACCESSORIES

Key available accessories



### CANYON ELEVATION KEY FEATURES

- High-torque, off-road-optimized TurboMax™ engine
- 11.3" diagonal center touch-screen and 11" diagonal Driver Information Center
- Off-Road Performance Display
- High Definition Rear Vision Camera<sup>1</sup> and Hitch View<sup>1</sup>
- Wireless Apple CarPlay<sup>®2</sup> and wireless Android Auto™<sup>3</sup> compatibility
- Keyless open and start
- 18" wheels with all-terrain tires
- Available MultiStow™ tailgate

### CANYON AT4 KEY FEATURES

- High-torque, off-road-optimized TurboMax engine
- Off-Road Suspension Package includes 2" factory lift and ultra-wide stance
- 11.3" diagonal center touch-screen and 11" diagonal Driver Information Center
- Advanced Hill Descent Control and transfer case shield
- 4WD with automatic-locking rear differential and 2-speed AutoTrac transfer case
- Drive Mode Selector
- Off-Road Performance Display

### CANYON AT4X KEY FEATURES

- High-torque, off-road-optimized TurboMax engine
- Off-Road Suspension Package includes 3" factory lift and ultra-wide stance
- 11.3" diagonal center touch-screen and 11" diagonal Driver Information Center
- Multimatic™ DSSV dampers, front and rear electronic-locking differentials and 33" MT tires
- Up to 10 available camera views<sup>1</sup> including first-in-class front and rear underbody cameras
- AT4X-exclusive Baja drive mode
- Available First Ever Canyon AT4X AEV Edition (late availability)

### CANYON DENALI KEY FEATURES

- High-torque, off-road-optimized TurboMax engine
- Denali-exclusive interior in Jet Black with Teak accents
- Perforated leather-appointed seating and laser-etched, open-pore wood trim
- 11.3" diagonal center touch-screen and 11" diagonal Driver Information Center
- Up to 10 available camera views<sup>1</sup> including first-in-class front and rear underbody cameras
- Multicolor 6.3" diagonal Head-Up Display

### AVAILABLE COLORS



SUMMIT  
WHITE



ONYX  
BLACK<sup>4</sup>



SOLAR FLARE  
METALLIC<sup>4,5</sup>



DESERT SAND  
METALLIC<sup>4,5</sup>



VOLCANIC RED  
TINTCOAT<sup>4</sup>



DYNAMIC BLUE  
METALLIC<sup>4,5</sup>



STERLING  
METALLIC<sup>4</sup>



DEEP BRONZE  
METALLIC<sup>4</sup>

# YOUR CANYON AWAITS

## KEY FEATURES

See your GMC dealer or [gmc.com](http://gmc.com) for more feature details and requirements.

### EXTERIOR

AEV stamped-steel front bumper (late availability)

AEV stamped-steel rear bumper with heavy-duty cast recovery points (late availability)

Red recovery hooks, front<sup>1</sup>

Wheels, 17" black high-gloss machined aluminum

Wheels, 17" beadlock-capable with laser etching and AEV center cap (late availability)

Wheels, 18" Dark Gray painted aluminum

Wheels, 18" Dark Gray machined aluminum

Wheels, 20" diamond-cut Dark Gray aluminum

Wheels, 20" full-gloss Dark Gray machined aluminum

Accessory wheels,<sup>2</sup> 22" low-gloss black with machined outer spokes

LED projector headlamps with fade-on/fade-off animations, LED turn signals and daytime running lamps

LED fog lamps

5" rectangular chrome assist steps

Off-road rocker protection, black

Spray-on bedliner

ELEVATION

AT4

AT4X

DENALI

—

—

○

—

—

—

○

—

—

●

●

—

—

—

●

—

—

—

○

—

●

—

—

—

—

●

—

—

—

—

—

●

—

○

—

—

—

—

—

○

●

●

●

●

○

●

●

●

—

—

—

●

—

—

●

—

○

○

●

●

● Standard ○ Available — Not Available

# YOUR CANYON AWAITS

## KEY FEATURES

See your GMC dealer or [gmc.com](http://gmc.com) for more feature details and requirements.

### INTERIOR

Rear air vents

Dual-zone automatic climate control

Keyless open and start; includes remote keyless entry

Leather-appointed front seats (front and rear on Denali)

Tilt and telescoping steering column, manual

8-way power driver-seat adjuster

Power driver lumbar control

Ventilated front seats

Heated front seats

Bose<sup>®</sup> 7-speaker premium audio system

All-weather floor liners

Carpeted floor mats

Power sunroof, inner sliding with manual shade

ELEVATION

AT4

AT4X

DENALI

●	●	●	●
○	●	●	●
●	●	●	●
—	○	●	●
○	●	●	●
○	●	●	●
○	●	●	●
—	○	●	●
○	●	●	●
○	●	●	●
○	○	●	○
●	●	—	●
○	○	○	○

● Standard ○ Available — Not Available

# YOUR CANYON AWAITS

## KEY FEATURES

See your GMC dealer or [gmc.com](http://gmc.com) for more feature details and requirements.

## CAPABILITY

TurboMax engine

8-speed automatic transmission

Drive Mode Selector

Hill Descent Control

Transfer case shield

AEV hot-stamped boron steel skid plates (includes front, rear differential, transfer case and fuel tank)

Single-speed AutoTrac transfer case

2-speed AutoTrac transfer case

Automatic-locking rear differential

Electronic-locking front and rear differentials (driver-selectable)

Off-road suspension with 2" factory lift and ultra-wide track

Off-road suspension with 3" factory lift and ultra-wide track

Off-road suspension with an additional 1.5" factory lift and ultra-wide track (included and only available with AEV Edition Package)

Multimatic DSSV dampers

ELEVATION

AT4

AT4X

DENALI



● Standard ○ Available — Not Available

# YOUR CANYON AWAITS

## KEY FEATURES

See your GMC dealer or [gmc.com](http://gmc.com) for more feature details and requirements.

### SAFETY AND TECHNOLOGY

Canyon Pro Safety<sup>1</sup> (includes Forward Collision Alert, Following Distance Indicator, IntelliBeam, Lane Keep Assist with Lane Departure Warning, Automatic Emergency Braking and Front Pedestrian and Bicyclist Braking)

StabiliTrak stability control system (includes proactive roll avoidance and traction control, Electronic Trailer Sway Control and Hill Start Assist)

Tire Pressure Monitoring System (excludes spare tire) with tire fill alert

Rear Cross Traffic Braking<sup>1</sup>

Rear Pedestrian Alert<sup>1</sup>

Rear Park Assist<sup>1</sup>

Blind Zone Steering Assist<sup>1</sup>

Blind Zone Steering Assist with Trailing<sup>1</sup>

Safety Alert Seat<sup>1</sup>

High Definition Rear Vision Camera<sup>3</sup>

High Definition Surround Vision<sup>1</sup>

Wireless charging<sup>2</sup>

	ELEVATION	AT4	AT4X	DENALI
Canyon Pro Safety <sup>1</sup> (includes Forward Collision Alert, Following Distance Indicator, IntelliBeam, Lane Keep Assist with Lane Departure Warning, Automatic Emergency Braking and Front Pedestrian and Bicyclist Braking)	●	●	●	●
StabiliTrak stability control system (includes proactive roll avoidance and traction control, Electronic Trailer Sway Control and Hill Start Assist)	●	●	●	●
Tire Pressure Monitoring System (excludes spare tire) with tire fill alert	●	●	●	●
Rear Cross Traffic Braking <sup>1</sup>	○	○	●	●
Rear Pedestrian Alert <sup>1</sup>	○	○	●	●
Rear Park Assist <sup>1</sup>	○	○	●	●
Blind Zone Steering Assist <sup>1</sup>	○	○	—	●
Blind Zone Steering Assist with Trailing <sup>1</sup>	○	○	●	○
Safety Alert Seat <sup>1</sup>	—	—	●	●
High Definition Rear Vision Camera <sup>3</sup>	●	●	—	—
High Definition Surround Vision <sup>1</sup>	○	○	●	●
Wireless charging <sup>2</sup>	—	○	●	●

● Standard ○ Available — Not Available

CONTINUED

<sup>1</sup>Safety or driver-assistance features are no substitute for the driver's responsibility to operate the vehicle in a safe manner. Read the vehicle Owner's Manual for important feature limitations and information. <sup>2</sup>The system wirelessly charges one compatible mobile device. Some phones have built-in wireless charging technology and others require a special adapter/back cover. To check for phone or other device compatibility, see [gmc.com/support/vehicle/phone-connect](http://gmc.com/support/vehicle/phone-connect) or consult your carrier.

# YOUR CANYON AWAITS

## KEY FEATURES

See your GMC dealer or [gmc.com](http://gmc.com) for more feature details and requirements.

## SAFETY AND TECHNOLOGY CONTINUED

Adaptive Cruise Control<sup>1</sup>

11.3" diagonal Premium GMC Infotainment System<sup>2</sup> with Google built-in<sup>3</sup> compatibility; includes color touch-screen, multi-touch display, AM/FM stereo, Bluetooth<sup>®4</sup> streaming audio for music and most phones, wireless Apple CarPlay<sup>®5</sup> and wireless Android Auto<sup>™6</sup> for compatible phones, advanced voice recognition, In-Vehicle App<sup>7</sup> capability and personalized profiles for infotainment and vehicle settings

Google built-in<sup>3</sup> (3-year GMC Connected Vehicle subscription included on Denali)

SiriusXM<sup>®8</sup> with 360L<sup>®9</sup> 3-month trial subscription

Multicolor 6.3" diagonal Head-Up Display

11" diagonal fully digital Driver Information Center

Two 120-volt power outlets (400 watts shared; includes one in rear of console and one bed-mounted)

In-vehicle Trailering App<sup>8</sup> (includes predeparture checklist, trailer maintenance reminders, trailer security alerts, trailer mileage, tow/haul reminder and trailer electrical diagnostics)

ELEVATION

AT4

AT4X

DENALI



● Standard ○ Available — Not Available

<sup>1</sup>Safety or driver-assistance features are no substitute for the driver's responsibility to operate the vehicle in a safe manner. Read the vehicle Owner's Manual for important feature limitations and information. <sup>2</sup>Functionality varies by model. Full functionality requires compatible Bluetooth and smartphone, and USB connectivity for some devices. <sup>3</sup>Google built-in services are subject to limitations, and availability may vary by vehicle, infotainment system and location. Select service plan required. Certain Google actions and functionality may require account linking. User terms and privacy statements apply. Google, Android, Android Auto, Google Play, Google Maps and other marks are trademarks of Google LLC. <sup>4</sup>The Bluetooth<sup>®</sup> word mark and logos are owned by Bluetooth SIG, Inc., and any use of such marks by General Motors is under license. Other trademarks and trade names are those of their respective owners. Go to [gmc.com/learnabout/bluetooth](http://gmc.com/learnabout/bluetooth) to find out which phones are compatible with the vehicle. Full Bluetooth feature functionality varies by device, model and software version. <sup>5</sup>Vehicle user interface is a product of Apple<sup>®</sup> and its terms and privacy statements apply. Requires compatible iPhone<sup>®</sup> and data plan rates apply. Apple CarPlay is a trademark of Apple, Inc. Siri, iPhone and iTunes are trademarks of Apple, Inc., registered in the U.S. and other countries. <sup>6</sup>Vehicle user interface is a product of Google, and its terms and privacy statements apply. Wireless use of Android Auto requires a compatible Android T.G.+ phone and compatible active data plan. Check [g.co/androidauto/requirements](http://g.co/androidauto/requirements) for compatibility. <sup>7</sup>Available on select 2017 model year and newer GM vehicles with compatible hardware. Third-party trademarks are the property of their respective third-party owners and used under agreement. Requires active service plan and paid AT4<sup>™</sup> vehicle data plan. See [onstar.com](http://onstar.com) for details and limitations. <sup>8</sup>Certain features require a SiriusXM subscription and the GMC Connected Access plan. See [siriusxm.com](http://siriusxm.com) and [onstar.com](http://onstar.com) for details and limitations. If you decide to continue service after your trial, the subscription plan you choose will automatically renew thereafter and you will be charged according to your chosen payment method at then-current rates. Fees and taxes apply. See the SiriusXM Customer Agreement at [siriusxm.com](http://siriusxm.com) for complete terms and how to cancel. All fees, content, features and availability are subject to change. <sup>9</sup>App functionality and features vary with vehicle equipment and trim level. Data connection may be required. Some features require active service plan and working electrical system. Terms and limitations apply.

## SELECT PACKAGES

See your GMC dealer or [gmc.com](http://gmc.com) for more feature details and requirements.

### ELEVATION

**ELEVATION PREMIUM PACKAGE** Includes Jet Black CoreTec seating, rear-seat center armrest, driver-seat back pocket and Canyon Safety Plus Package<sup>1</sup>

**PREFERRED PACKAGE** Includes 8-way power driver seat with power lumbar and heated driver and front-passenger seats

**CONVENIENCE PACKAGE** Includes driver and front-passenger sliding visors with illuminated vanity mirrors; rear-window defogger; LED front fog lamps; dual-zone automatic climate control; 120-volt power outlet in rear of console; 120-volt bed-mounted power outlet; remote start; inside rearview auto-dimming mirror; rear manual-sliding window; manual tilt/telescoping steering column; 2 charge-only USB ports<sup>2</sup> in rear of console; keyed cylinder lock for tailgate; MultiStow Tailgate; front interior courtesy light with dual reading light; outside heated power mirrors; and EZ-Lift and Lower Tailgate

### AT4

**AT4 PREMIUM PACKAGE** Includes Jet Black/Timber perforated leather-appointed front seating surfaces, driver memory recall, 6-way front-passenger seat with power lumbar, rear-seat center armrest, driver-seat back pocket, wireless charging,<sup>3</sup> heated steering wheel, ventilated driver and front-passenger seats and Canyon Safety Plus Package<sup>1</sup>

**TECHNOLOGY PLUS PACKAGE<sup>1</sup>** Includes Adaptive Cruise Control, Rear Pedestrian Alert, High Definition Surround Vision and multicolor 8.3" diagonal Head-Up Display

### AT4X

**AT4X AEV EDITION PACKAGE (LATE AVAILABILITY)** Includes AEV front chassis skid plate, AEV transfer case skid plate, AEV rear differential skid plate, AEV fuel tank skid plate, AEV stamped-steel rear bumper with heavy-duty cast recovery points, AEV stamped-steel front bumper, wheel flares, bed-mounted vertical spare tire carrier with matching full-size spare wheel and tire, T7<sup>4</sup> beadlock-capable wheels with laser etching and AEV center cap, LT315/70R17 MT BW tires, all-weather floor liners, power distribution box, switch plate, gloss-black door handles, AEV-branded front-seat head restraints and AEV exterior badging.

### DENALI

**DENALI BLACK EDITION PACKAGE (LATE AVAILABILITY)** Includes all-weather floor liners, black Denali badging, 20" black aluminum wheels, black assist steps and GMC black chrome exhaust tip

### ADDITIONAL PACKAGES

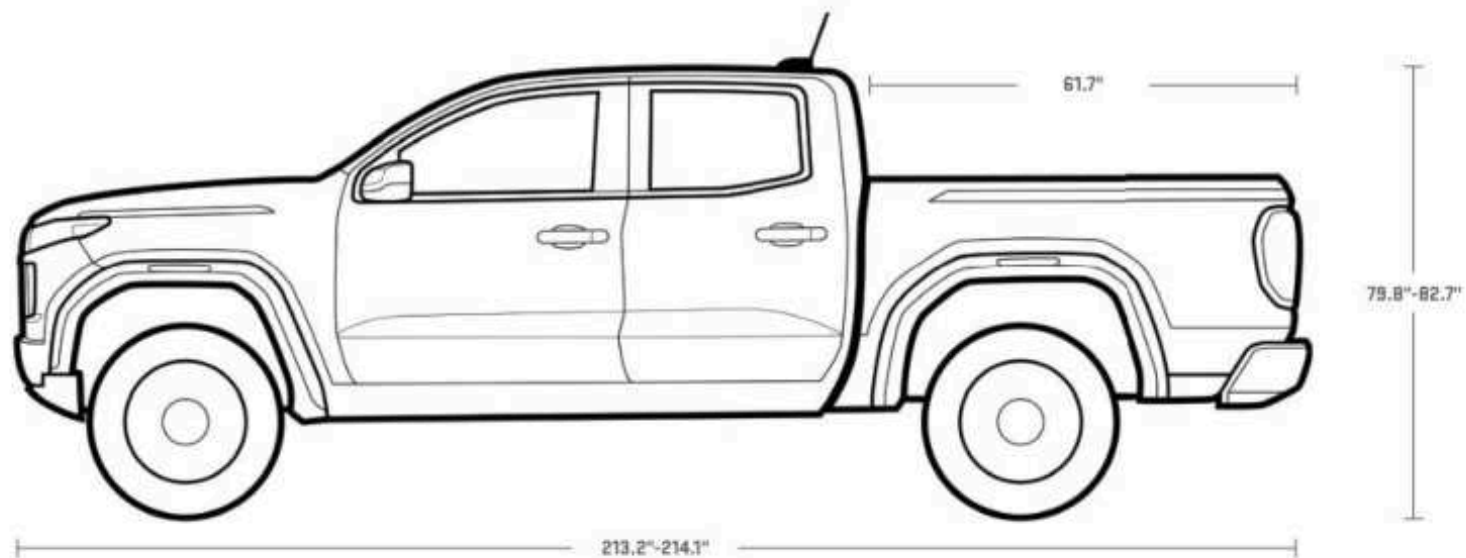
**CANYON SAFETY PLUS PACKAGE<sup>1</sup>** Includes Rear Park Assist, Rear Cross-Traffic Braking and Blind Zone Steering Assist (available on Elevation and AT4)

**TECHNOLOGY PACKAGE<sup>1</sup>** Includes Rear Pedestrian Alert, Adaptive Cruise Control and High Definition Surround Vision (available on Elevation and AT4)

**TRAILERING PACKAGE** Includes trailer hitch, 7-pin connector and integrated trailer brake controller (available on Elevation; included and only available with the ProGrade Trailering System on AT4 and Denali; standard on AT4X)

**PROGRADE TRAILERING SYSTEM** Includes In-Vehicle Trailering App<sup>4</sup> and Trailering Package (Elevation includes automatic-locking rear differential) (Denali includes Blind Zone Steering Assist with Trailering) (available on Elevation, AT4 and Denali)

<sup>1</sup>Safety or driver-assistance features are no substitute for the driver's responsibility to operate the vehicle in a safe manner. Read the vehicle Owner's Manual for important feature limitations and information. <sup>2</sup>Not compatible with all devices. <sup>3</sup>The system wirelessly charges one compatible mobile device. Some phones have built-in wireless charging technology and others require a special adapter/back cover. To check for phone or other device compatibility, see [gmc.com/support/vehicle/phone-connect](http://gmc.com/support/vehicle/phone-connect) or consult your carrier. <sup>4</sup>App functionality and features vary with vehicle equipment and trim level. Data connection may be required. Some features require active service plan and working electrical system. Terms and limitations apply.

**CANYON CREW CAB**

Canyon models come in a Crew Cab with a short bed in 2WD and 4WD.

**WHEELBASE**

131.4"

**FRONT HEAD ROOM**

40.3" [39.2" w/sunroof]

**FRONT LEG ROOM**

45.2"

**CARGO BED LENGTH, AT FLOOR**

61.7"

**FUEL TANK (GAL., APPROX.)**

21.4

**OVERALL LENGTH**

213.2"-214.1"

**REAR HEAD ROOM**

38.3"

**REAR LEG ROOM**

34.7"

**MAX CARGO BED VOLUME<sup>1</sup>**

41.9 cu. ft.<sup>1</sup>

**PASSENGER CAPACITY**

Seating for up to 5

**BODY WIDTH, WITH MIRRORS**

84.4"



#### KEY TRAILERING FEATURES

- ▮ StabiliTrak with Trailer Sway Control
- ▮ Available Tow/Haul mode
- ▮ Available automatic-locking rear differential
- ▮ Available in-vehicle Trailering App<sup>1</sup>
- ▮ Available predeparture checklist
- ▮ Available Trailer Light Sequence Test and diagnostics
- ▮ Available trailer theft detection<sup>2</sup>
- ▮ Available Blind Zone Steering Assist with Trailering<sup>1</sup>
- ▮ Up to 10 available camera views<sup>3</sup>
- ▮ Hitch View<sup>4</sup> and Hitch Guidance<sup>5</sup>
- ▮ Available integrated trailer brake controller

#### KEY SPECIFICATIONS

- ▮ Maximum available conventional trailering: 7,700 lbs<sup>6</sup> (6,000 lbs<sup>6</sup> as shown)
- ▮ Maximum horsepower: 310
- ▮ Maximum torque: 430 lb-ft
- ▮ Maximum available payload: 1,640 lbs<sup>7</sup> (1,250 lbs<sup>7</sup> as shown)
- ▮ Maximum cargo bed volume: 41.9 cu. ft.<sup>8</sup>
- ▮ Maximum seating capacity: 5

#### POWERTRAIN

- ▮ TurboMax engine paired with an 8-speed automatic transmission

<sup>1</sup>App functionality and features vary with vehicle equipment and trim level. Data connection may be required. Some features require active service plan and working electrical system. Terms and limitations apply. <sup>2</sup>OnStar Safety & Security Plan, working electrical system, cell reception, GPS signal and armed GM factory-installed theft-deterrent system required. Requires contact method on file and enrollment to receive alerts. Message and data rates may apply. Service availability, features and functionality vary by vehicle. Services do not prevent theft or protect against damage or loss. OnStar links to emergency services. See onstar.com for details and limitations. <sup>3</sup>Safety or driver-assistance features are no substitute for the driver's responsibility to operate the vehicle in a safe manner. Read the vehicle Owner's Manual for important feature limitations and information. <sup>4</sup>1,700-lb rating requires properly equipped Canyon Elevation, AT4 or Denali with available ProGrade Trailering System. Maximum trailering ratings are intended for comparison purposes only. Before you buy a vehicle or use it for trailering, carefully review the trailering section of the Owner's Manual. The trailering capacity of your specific vehicle may vary. The weight of passengers, cargo and options or accessories may reduce the amount you can trailer. <sup>5</sup>1,640-lb rating requires properly equipped 2WD Elevation. These maximum payload ratings are intended for comparison purposes only. Before you buy a vehicle or use it to haul people or cargo, carefully review the vehicle loading section of the Owner's Manual and check the carrying capacity of your specific vehicle on the label on the inside of the driver's doorjamb. <sup>6</sup>Cargo and load capacity limited by weight and distribution.

## SPECIFICATIONS

ENGINE	TRIM	MAX GVWR (LBS) <sup>1</sup>	MAX GCWR (LBS) <sup>2</sup>	AXLE RATIO	MAX CONVENTIONAL HITCH TRAILERING (LBS) <sup>3</sup>	BASE PAYLOAD (LBS) <sup>4</sup>
TurboMax	Elevation 2WD	6,300	13,250	3.42	7,700	1,640
	Elevation 4WD	6,250	13,250	3.42	7,700	1,590
	AT4 4WD	6,250	13,250	3.42	7,700	1,550
	AT4X 4WD	6,250	11,500	3.42	6,000 <sup>5</sup>	1,250
	Denali 4WD	6,250	13,250	3.42	7,700	1,360

## ENGINE SPECIFICATIONS

ENGINE	BORE & STROKE (IN./MM)	BLOCK MATERIAL	CYLINDER HEAD MATERIAL	COMPRESSION RATIO	VALVETRAIN	FUEL DELIVERY	HORSEPOWER	TORQUE (LB-FT)
TurboMax	3.63 x 4.01 / 92.26 x 102	Cast aluminum	Cast aluminum	10.0:1	Dual overhead camshafts, four valves per cylinder, tri-power valvetrain with continuously Variable Valve Timing, Variable Valve Lift and Active Fuel Management	Direct high-pressure fuel injection	310 @ 5600	430 @ 3000

## TRANSMISSION SPECIFICATIONS

TRANSMISSION TYPE	GEAR RATIOS (R)	FIRST	SECOND	THIRD	FOURTH	FIFTH	SIXTH	SEVENTH	EIGHTH	REVERSE	FINAL DRIVE RATIO
8L80 8-speed automatic		4.56	2.97	2.08	1.65	1.27	1.00	0.85	0.65	3.82	3.42

<sup>1</sup>Maximum Gross Vehicle Weight Rating (GVWR). When properly equipped, includes weight of vehicle, passengers, cargo and equipment. <sup>2</sup>Gross Combination Weight Rating (GCWR). When properly equipped, includes weight of vehicle and trailer combination, including the weight of driver, passengers, fuel, optional equipment and cargo in the vehicle and trailer. <sup>3</sup>Requires properly equipped vehicle with available ProGrade Trailering System. Maximum trailering ratings are intended for comparison purposes only. Before you buy a vehicle or use it for trailering, carefully review the trailering section of the Owner's Manual. The trailering capacity of your specific vehicle may vary. The weight of passengers, cargo and options or accessories may reduce the amount you can trailer. <sup>4</sup>These maximum payload ratings are intended for comparison purposes only. Before you buy a vehicle or use it to haul people or cargo, carefully review the vehicle loading section of the Owner's Manual and check the carrying capacity of your specific vehicle on the label on the inside of the driver's doorjamb. <sup>5</sup>AT4X AEV Edition max trailering capacity is 5,500 lbs.



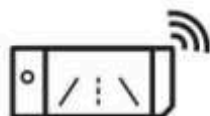
### PROGRADE TRAILERING SYSTEM

GMC's available ProGrade Trailering System includes advanced technologies for increased views and confidence. It helps when hooking up your trailer, while on the road and when backing your trailer into place.



### myGMC MOBILE APP<sup>3</sup>

The available myGMC Mobile App<sup>3</sup> allows you to create and manage trailer profiles [shareable with other compatible owners], run a Trailer Light Sequence Test to help ensure trailer lights are in working order and reference a predeparture checklist. You can view and receive alerts on key components of your trailer such as trailer miles. There's also a glossary filled with trailering-related materials.




### IN-VEHICLE TRAILERING APP<sup>1</sup>

The available in-vehicle Trailering App<sup>1</sup> is integrated into the infotainment system<sup>2</sup> and includes the ability to create five defined trailer profiles based on trailer name, trailer type and trailer hitch type. There are also maintenance reminders, a predeparture checklist, a Trailer Light Sequence Test and a counter for trailer mileage and fuel economy.



### HITCH VIEW AND HITCH GUIDANCE

This standard trailering-assistance technology helps when backing up to a trailer. Hitch View<sup>4</sup> displays a zoomed-in view of the hitch area to assist with aligning the vehicle's hitch ball with the trailer coupler and monitoring the trailer connection. In addition, Hitch Guidance<sup>4</sup> displays a single centered guidance line on the infotainment display to assist in aligning the vehicle's hitch with a trailer coupler. When driving, it allows you to check your trailer using the Rear Vision Camera view.<sup>4</sup>



Sierra Light Duty shown.

### NEW AND INNOVATIVE WAYS TO TAKE CONTROL

The available myGMC Mobile App<sup>1</sup> helps elevate your ownership experience in many ways. It's also a powerful and useful tool when it comes to trailering.

### IN A PROPERLY EQUIPPED VEHICLE, YOU'LL HAVE THESE USEFUL FUNCTIONS AT YOUR FINGERTIPS:

- Trailer Light Sequence Test
- Predeparture checklist
- Profile sharing
- Glossary of terms
- Maintenance reminders
- Mileage and fuel economy counter



# UP TO 10 AVAILABLE CAMERA VIEWS

1. Front camera view
2. Rear camera view
3. Surround view
4. Front side view
5. Rear side view
6. Front top-down view
7. Rear top-down view
8. Hitch View
9. Front underbody view
10. Rear underbody view

Canyon offers up to 10 available camera views, including first-in-class front and rear underbody cameras to help provide more views around and under your truck.

**GUIDANCE LINES** When selected, guidance lines show the current and intended vehicle path, and are available in front/rear camera views, front/rear top-down views and surround view.

**HITCH GUIDANCE** When Hitch Guidance is selected, a single centered guidance line will display within the rear camera view on the infotainment display. To assist with aligning the vehicle's hitch with a trailer coupler, align the Hitch Guidance line with the trailer coupler by continuously steering the vehicle to keep the guidance line centered. Park Assist overlays will not display when the Hitch Guidance line is active.

Safety or driver-assistance features are no substitute for the driver's responsibility to operate the vehicle in a safe manner. The driver should remain attentive to traffic, surroundings and road conditions at all times. Visibility, weather and road conditions may affect feature performance. Read the vehicle Owner's Manual for more important feature limitations and information.

**SELECT TRAILERING TECHNOLOGY AVAILABILITY BY VEHICLE**See your GMC dealer or [gmc.com](http://gmc.com) for more trailering technology details and requirements.**TRAILERING TECHNOLOGY**In-vehicle Trailering App<sup>1</sup>myGMC Mobile App<sup>2</sup>

Traction Select System with Tow/Haul mode

Auto Electric Parking Brake

Hill Start Assist

Blind Zone Steering Assist with Trailering<sup>3</sup>

Integrated trailer brake controller

Trailer Sway Control

Transmission temperature gauge

Hitch Guidance<sup>3</sup>Rear Vision Camera<sup>3</sup>**ELEVATION****AT4****AT4X****DENALI**

● Standard ○ Available — Not Available

CONTINUED

<sup>1</sup>App functionality and features vary with vehicle equipment and trim level. Data connection may be required. Some features require active service plan and working electrical system. Terms and limitations apply. <sup>2</sup>Available on select Apple® and Android devices. Service availability, features and functionality vary by vehicle, device and the plan you are enrolled in. Terms apply. Device data connection required. See [onstar.com](http://onstar.com) for details and limitations. <sup>3</sup>Safety or driver-assistance features are no substitute for the driver's responsibility to operate the vehicle in a safe manner. Read the vehicle Owner's Manual for important feature limitations and information.

**SELECT TRAILERING TECHNOLOGY AVAILABILITY BY VEHICLE**

See your GMC dealer or [gmc.com](http://gmc.com) for more trailering technology details and requirements.

**TRAILERING TECHNOLOGY CONTINUED**

High Definition Surround Vision<sup>1</sup>

Trailering hitch platform

7-wire harness

7-pin connector

Up to 10 available camera views<sup>2</sup>

	ELEVATION	AT4	AT4X	DENALI
High Definition Surround Vision <sup>1</sup>	○	○	●	●
Trailering hitch platform	○	○	●	○
7-wire harness	●	●	●	●
7-pin connector	○	○	●	○
Up to 10 available camera views <sup>2</sup>	—	○	○	○

● Standard ○ Available — Not Available

## IMPORTANT TERMS

### **CURB WEIGHT**

The weight of a vehicle with all of the standard and optional equipment and a full tank of fuel, but without any passengers or cargo.

### **GROSS VEHICLE WEIGHT (GVW)**

The combined weight of the vehicle and all passengers and cargo.

### **GROSS VEHICLE WEIGHT RATING (GVWR)**

This number is the maximum amount a tow vehicle may weigh. Everything that contributes to the weight of the tow vehicle is featured in this rating, including the weight of the vehicle, driver and all passengers, fuel, payload, tongue load of the trailer, the weight of the hitch and all optional equipment. The GVWR is displayed on the driver's door or door-lock pillar label of your GMC vehicle. The GVW must never exceed the GVWR.

### **GROSS COMBINED WEIGHT (GCW)**

The GVW plus the loaded trailer weight.

### **GROSS COMBINED WEIGHT RATING (GCWR)**

The total allowable weight of the completely loaded vehicle and trailer, including any fuel, passengers, cargo, equipment and accessories.

### **CARGO WEIGHT**

The weight of all items added to the curb weight of the vehicle, including cargo and optional equipment. When towing, cargo weight also includes the trailer tongue or hitch weight.

### **MAX PAYLOAD**

The maximum allowable weight of passengers plus cargo that the vehicle is designed to carry.

### **GROSS AXLE WEIGHT (GAW)**

The total weight placed on a single axle (front or rear).

### **GROSS AXLE WEIGHT RATING (GAWR)**

This is the weight that each axle is capable of supporting. The load on each axle must not exceed the GAWR. The GAWR for each GMC vehicle is displayed on the driver's door or door-lock pillar label.

### **GROSS TRAILER WEIGHT**

The weight of a loaded trailer.

### **TONGUE (OR HITCH) WEIGHT**

The tongue weight is the total amount of trailer weight that is pressing down on the trailer hitch. Keep in mind that the way a trailer is loaded affects the overall tongue weight and will also affect the handling of the tow vehicle when trailering.

# TRAILER HITCH STYLES

## SELECTING THE RIGHT HITCH

Choosing the right hitch, while ensuring proper electrical connections are made, affects how your vehicle handles, corners and brakes, and allows you to alert other drivers of your intentions. Before selecting a hitch or trailering package, you should be familiar with the weight ratings specific to your GMC vehicle.

## WEIGHT-CARRYING HITCH

This consists of a hitch ball mounted on a step bumper or draw bar, or a tow eye latched to a pintle hook. Hitch balls are available in a range of sizes. Make sure that the diameter of your hitch ball matches your trailer coupler. Also check that the ball and ball mount meet or exceed the Gross Trailer Weight Rating.

## WEIGHT-DISTRIBUTING HITCH

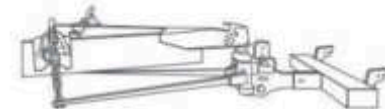
This is most often used for heavier trailering. This hitch type more evenly distributes the trailer load by using spring bars to shift some of the hitch weight forward onto the tow vehicle's front axle and rearward to the trailer's axles.



HITCH BALL ON STEP BUMPER



HITCH BALL ON DRAW BAR



WEIGHT-DISTRIBUTING HITCH

## KEY AVAILABLE ACCESSORIES



**ASSIST STEPS**



**HARD FOLDING TONNEAU COVER**



**SOFT ROLL TONNEAU COVER**



**ALL-WEATHER FLOOR LINERS**



**20" SPLIT-SPOKE WHEELS IN GLOSS BLACK<sup>1</sup>**



**22" SPLIT-SPOKE WHEELS IN GLOSS BLACK<sup>1</sup>**

<sup>1</sup>Use only GM-approved tires and wheel combinations. See [gmc.com/accessories](https://gmc.com/accessories) for important tire and wheel information, or ask your dealer.  
©2024 General Motors. All rights reserved. The marks appearing here are the trademarks or service marks of GM, its subsidiaries, affiliates or licensors.

SCAN  
TO SEE  
ALL

