

GMC K-JIMMY 4x4



GMC... A TRUCK YOU CAN LIVE WITH

GMC K-JIMMY $\frac{4}{4}$ QUALITY



Sierra Classic K-Jimmy with available special two-tone paint scheme. Tires are supplied by various manufacturers.



K-Jimmy is a popular choice when hard work or serious play is

TOUGH IN THE ROUGH...FULL SIZE JIMMY

Jimmy is tough and agile—with the power and traction to climb mountain roads or take you over the rough spots in the back country. Choose a gasoline or diesel model. Either way you have the advantage of rugged V8 power and torque for off-road 4-WD action and smooth 2-WD highway cruising.

Jimmy Can Do It All... Carry up to five people with available folding rear seat...Haul up to 1638 lb payload, including passengers, equipment, and cargo, (gasoline-engine models) in 90 cu ft load space with the available rear seat folded...When properly equipped, pull a trailer with a gross weight of up to 4000 lb, including trailer cargo, and

equipment...Or push snowplows available from independent suppliers. See your GMC Dealer for equipment requirements.

WHAT'S NEW FOR '85

New available cast aluminum wheels for that classy appearance...All-new standard and available front-end appearance packages...Removable hardtop roof colors keyed to main body colors in most cases...New wet-arm windshield wiper/washer system...New custom pigskin-grained vinyl or custom textured velour cloth seat trim is available...New steel-belted All Seasons radial tires are standard...New fuse box for easy replacement of fuses. And much more.

CRAFTED



Sierra Classic interior with new custom cloth upholstery



Sierra trim with grained vinyl upholstery



Available folding rear seat with Sierra trim

TWO BEAUTIFUL WAYS TO GO

K-Jimmy adapts to widely diversified transportation jobs with an impressive blend of performance and luxury. In town or country, K-Jimmy is a standout in either standard Sierra or available Sierra Classic trim.

SIERRA CLASSIC

With the available Sierra Classic trim, you have a choice of new custom pigskin-grained vinyl or new custom textured velour cloth for the front high-back bucket seats. Both come in Blue, Saddle Tan, Burgundy, or Slate Gray. A center stowage console and color-keyed front floor carpeting are included.

Also included are a deluxe instrument panel with needle-gage instrumentation, custom steering wheel, and neutral-colored cloth-covered headliner. Doors have full trim panels, padded armrests, map pockets, and assist straps. Rear compartment sidewalls are trimmed.

Outside, Sierra Classic sports a new deluxe front appearance with dual headlamps and bright-trimmed grille. Bright moldings decorate the body sides and rear, windshield, wheel openings, side quarter windows, front side marker lamps and tail lamps.

STANDARD SIERRA TRIM

This trim offers beauty and luxury not usually associated with standard trim

packages. Foam-padded, high-back bucket seats are upholstered in grained vinyl designed for good appearance and durability. Choose from Blue or Saddle Tan. (As an alternate, you can select available new custom pigskin-grained vinyl upholstery, in which case a center console and color-keyed front floor carpeting are included.) Matching folding rear bench seat is also available.

Other features include: padded instrument panel, door trim panels with integral armrests, and dual padded sun visors. Embossed black rubber mats cover the entire floor, except as noted above. The Sierra exterior features a new front-end appearance with single rectangular headlamps, chromed bumpers, bright dual mirrors, and bright hubcaps. Diesel models have a stand-up hood emblem and special nameplates. All body glass is tinted.

Ask your GMC Dealer for a demo drive in a new K-Jimmy.

INVESTMENT PROTECTION

GM Protection Plan: An option that offers service protection beyond that provided by GM's new vehicle limited warranty; includes rental, towing provisions. GM Protection Card finances (except California) cost of Plan; provides service, parts, accessories credit line; transportation benefits package. Available only in the USA and Canada during the 1985 model year. See your dealer for details.

GMC Commitment Plus: To show our appreciation should you decide to purchase an eligible 1985 GMC Light-Duty Truck, your dealer will fill your factory-installed fuel tank at time of delivery, and you will receive a Personalized Identification Card to include with your Owner Package. Applies to retail sales only.

GMC

K-JIMMY--TOUGH 4-WH

Delivering the kind of performance demanded of a rugged off-roader calls for tough-truck construction from the bottom up—and GMC K-Jimmy has it—here's why:

Manual Hublocks Standard For '85

We believe you'll appreciate the dependability afforded with our standard manual hublocks, especially when you want to equip your K-Jimmy for heavy-duty applications such as snowplowing. And, in such cases, we also recommend equipping K-Jimmy with our available heavy-duty front spring package that also includes heavy-duty front and rear shock absorbers. If your type of operation is less strenuous, you may want to specify available automatic hublocks which permit no-stop shifting into 4-WD at speeds up to 25 MPH. Before ordering, we suggest you check with your GMC Dealer about '85 hublock availability.

Double-Wall Construction adds rigidity to hood, cowl, front fenders, doors, rear side panels, and tailgate.

Rugged Carbon Steel Frame with drop-center design provides low vehicle entry height. Minimum chassis ground clearance is 6.9" with standard equipment.

Rear Suspension Features Two-stage Multileaf Springs that firm up as the load increases. Counter-angled shock absorbers help control brake and power hop.

Computer-Matched Brake System features power-assisted front disc brakes and finned rear drum brakes matched to the gross vehicle weight rating.

Electrical System features maintenance-free Delco Freedom II battery (two with diesel models) which never requires the addition of water. Also, the battery has a built-in state-of-charge indicator and corrosion-resistant terminals.

New Fuse Block. In '85 the in-cab electrical fuse block is rearranged for greater ease of service.

Delcotron Generator Features a solid-state voltage regulator. Standard capacity is 37-amp; 66-amp generator is available for gas engine models and standard on diesel models.

New All Seasons Radial Tires. In '85 standard and all optional highway-type tires for K-Jimmy feature a new All Seasons tread for improved traction in mud and snow. All tires continue to be of steel-belted radial-ply construction.

New Cast Aluminum Wheels Available. This new option includes four 15"x7" aluminum wheels plus a spare.

New Wet-Arm Windshield Washer System. Features a new plastic-socket design wiper transmission assembly for efficient washer action, improved corrosion protection, and it's quieter.


Transmission Changes for '85. The shift lever for the standard 4-speed manual transmission is redesigned for easy operation, and a new long-life, self-adjusting hydraulic clutch system is used with this transmission.

Quality Anti-Corrosion Measures

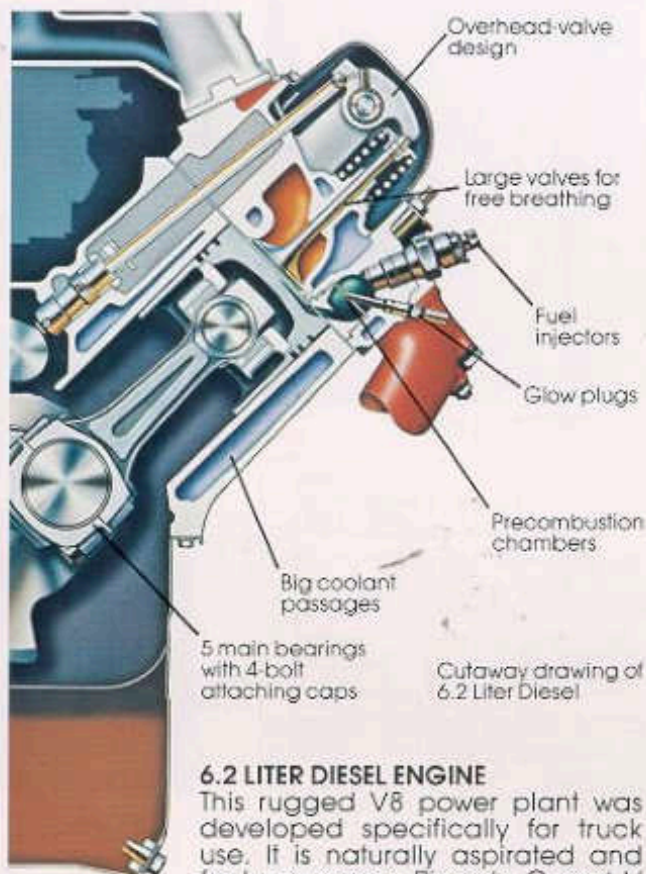


- Special rust-resistant steels, such as Zincrometal, are used extensively in body construction
- Many chassis parts have anti-corrosion coatings
- Body from the cowl to the rear is treated with electrically charged Elpo-Dip primer
- Special sealers and weatherstripping are used in critical areas
- Aluminum wax preservatives applied to vulnerable inner areas for added protection
- Anti-chip coating sprayed on lower fender and body areas before finish coat is applied
- Acrylic enamel finish coat sprayed on for a lustrous surface

Jimmy's front suspension includes leaf springs, stabilizer bar, and shock absorbers

Power flow-through ventilation, a standard comfort feature, draws outside air through a large cowl-integrated plenum chamber when the heater fan is on, routes it through the cab, exiting through door-mounted vents.



FEELING TRUCK-- GASOLINE OR DIESEL POWER



6.2 LITER DIESEL ENGINE

This rugged V8 power plant was developed specifically for truck use. It is naturally aspirated and features proven Ricardo Comet V precombustion chambers for a more complete fuel-combustion and emissions control. High torque output makes the 6.2 Liter diesel a good choice for a hardworking truck like the K-Jimmy.

Rated at 130 SAE net horsepower, the 6.2 offers impressive performance. Another advantage is low maintenance—there are no points, spark plugs, coil, condenser, or carburetor to adjust or replace. Oil and oil filter changes are recommended at 5000-mile intervals under normal use.

retor to adjust or replace. Oil and oil filter changes are recommended at 5000-mile intervals under normal use.

Glow Plug Starting. Each cylinder has an electronically controlled glow plug to pre-heat the combustion chamber for easy cold starting. A standard engine-block heater also helps make cold-weather starts easy.

6.2L Diesel Integral Fuel/Water Separator includes fuel filter, fuel heater, water-in-fuel and fuel-filter-change sensors with sending unit to warning light on the instrument panel, and water-drain capability. Also, a new outside air induction system is used in 1985.

DIESEL MODEL STANDARD EQUIPMENT

All Jimmy diesel models come with a 4-speed automatic overdrive transmission and hydraulic power brakes. Other features are: a 66-amp generator, twin heavy-duty Freedom II batteries, engine-oil cooler, heavy-duty radiator, dual exhaust system, high-capacity front springs, additional insulation for sound control, and special instrumentation.

GASOLINE ENGINES

5.0 Liter V8 with Electronic Spark Control (ESC) is the standard gasoline engine for Jimmys. This high-compression-ratio (9.2 to 1) V8 offers impressive horsepower. The ESC system helps control spark knock. The 5.0L with ESC is not available in California. An 11" clutch is standard.

5.7 Liter V8. A 350-cu-in displacement engine featuring a staged, 4-barrel carburetor is available in California only.

It has many of the features found in a larger V8 such as: tough block design with coolant passages surrounding all cylinders, double roller chain and sprocket camshaft drive and full-pressure lubrication system.

A WORD ABOUT ENGINES

GMC Trucks are equipped with engines produced at facilities operated by GM car and truck groups, subsidiaries or affiliated companies worldwide.


AVAILABILITY	ALL STATES EXCEPT CALIFORNIA	CALIFORNIA ONLY	50 STATES
Displacement/Type	5.0 Liter V8 w/ESC	5.7 Liter V8	6.2 Liter V8 Diesel
Engine Ordering Code	LF9	LS9	LH6
Bore & Stroke, in	3.74 x 3.48	4.0 x 3.48	3.98 x 3.82
Compression Ratio	9.2:1	8.2:1	21.3:1
SAE Net HP @ RPM	160 @ 4400	165 @ 3800	130 @ 3600
SAE Net Torque Lb/Ft @ RPM	235 @ 2000	275 @ 1600	240 @ 2000

GMC AVAILABLE QUALITY ACCESSORIES

K-Jimmy offers a large selection of popular options to add to your comfort and pleasure. You may wish to consider the convenience of a power rear window; dealer-installed roof luggage rack; deep-tinted glass; air conditioning; or a stereo cassette player. A new option for 1985 is a cast-aluminum wheel package that includes a Rally wheel or steel wheel spare depending upon tires ordered. See other available equipment pictured or listed on these pages.



Comfortilt steering wheel



Air conditioning



Quartz electric clock



Stainless steel below-eyeline mirrors



Delco radios: AM; AM/FM, AM/FM stereo, AM/FM stereo with cassette tape player



Electronic automatic speed control

STANDARD AND AVAILABLE EQUIPMENT

TRIM LEVEL		SIERRA (STD)	SIERRA CLASSIC (YES)	
EXTERIOR APPEARANCE				
GRILLE/HEADLAMP BEZELS	Light/Dark Argent Painted Molded Plastic; Bezels for Single Headlamps	S	—	
	Light/Dark Argent Painted Molded Plastic; Bezels for Dual Headlamps	A (1)	S	
IDENTIFICATION	Front Axle Hub	Bright with "4x4" Designation	S S	
	Front Fender	Bright "Jimmy" Nameplate with GMC Designation	S S	
		Bright "6.2 Liter Diesel" Nameplate (diesel models)	S S	
	Grille	Integral GMC Letters	S	—
		Bright Applied GMC Letters	A (1)	S
	Hood	Bright Ornament with "6.2 Liter Diesel" Lettering (diesel models)	S	S
		Bright Ornament with GMC Letters (gas models)	A (2)	A (2)
	Rear Quarter Panels	Bright "Sierra Classic" Nameplate	—	S
Tailgate	Bright GMC Letters	S	S	
	Bright "Diesel 6.2L" Nameplate (diesel models)	S	S	
ORNAMENTATION	Body Side/Rear Moldings	Black Plastic with Bright Trim	A	—
		Bright Plastic with Black Trim	A (3)	—
		Custom Black Plastic with Bright Trim	A (3) (4)	—
		Deluxe Bright Plastic with Black Trim	A (3) (4)	S (4)
	Bright Grille & Headlamp Bezel Outline Moldings	S	S	
	Bright Front Side Marker & Tail Lamp Trim	—	S	
	Bright Windshield & Removable Top Window Trim	—	S	
Bright, Brush-Finished Applique on Tailgate	—	S		
WHEELS/WHEEL TRIM	Bright Metal Hubcaps with GMC Letters	S	S	
	Bright Metal Wheel Covers with GMC Letters	A	A	
	Cast Aluminum Wheels	A	A	
	Silver Painted Rally Wheels with "4x4" Designation on Rear Hubs	A	A	
	White Painted Conventional Wheels (includes spare)	S	S	
	White Painted Styled Wheels with "4x4" Designation on Rear Hubs	A	A	
INTERIOR APPEARANCE				
FLOOR COVERING	Front Compartment	Embossed Black Rubber Mat	S	—
		Color-Keyed Carpeting	A(5)	S
	Rear Compartment	Embossed Black Rubber Mat	S	S
		Color-Keyed Carpeting (includes wheelhousings)	A (6)	A (6)
HEADLINER & MOLDINGS	Neutral-Colored Cloth Over Foam with Matching Windshield Pillar Retainer Moldings	A	S	

TRIM LEVEL		SIERRA (STD)	SIERRA CLASSIC (YES)	
INTERIOR APPEARANCE (cont'd)				
INSTRUMENT PANEL TRIM	Instrument Cluster Bezel	Black Crackle Finish and Bright Trim	S	—
		Pewter Tone Brushed Metal Finish and Bright Trim	—	S
	Instrument Panel Pad Applique	Black Crackle Finish with Sierra Nameplate	S	—
		Pewter Tone Brushed Metal Finish with Sierra Classic Nameplate	—	S
SPARE TIRE COVER	Black Carpet	—	S	
STEERING WHEEL TRIM	Black Horn Button with Red GMC Lettering	—	S	
	Black Horn Button with Red GMC Lettering & Bright Trim	—	S	
TRIM PANELS	Cowl Sides	Full Color-Keyed Plastic (standard on diesel models)	—	S
		Partial Color-Keyed Plastic (gasoline models only)	S	—
	Rear Sidewalls	Color-Keyed Embossed Vinyl with Carpet Trim & Ashtrays	—	S
	Side Doors	Color-Keyed Embossed Plastic with Integral Armrests	S	—
Color-Keyed Embossed Plastic with Integral Armrests, Upper Decorative Inserts with Door Closing Assist Straps, Cloth Inserts above Armrests, Vinyl Map Pockets, and Lower Carpeted Area with Bright Trim		—	S	
COMFORT/CONVENIENCE/PROTECTION				
BUMPERS	Chromed Front & Rear	S	S	
	Deluxe Chromed Front & Rear (includes black rubber rub strips)	A	A	
COAT HOOKS	Two on Left-Hand Side	S	S	
EXTERIOR LAMPS	Headlamps	LH/RH Dual Rectangular Conventional-Type	A (1)	S
		LH/RH Hi-Beam Halogen-Type (requires dual lamp setup)	A	A
		LH/RH Single Rectangular Conventional-Type	S	—
		Warning Buzzer	A	A
	Other: As Required by Governmental Regulation			
FLOOR MATS	Color-Keyed Rubber; Front or Front and Rear (requires floor carpeting)	A	A	
GLASS	Deep-Tinted Glass For Handtop Side Windows	A	A	
	Deep-Tinted Glass For Handtop Side Windows & Tailgate Window	A	A	
	Sliding Side Window Glass For Handtop	A	A	
	Tinted Glass All-Around	S	S	
GUARDS	Bright Door Edge	A	A	
	Chromed Front Bumper (not available with Deluxe bumpers)	A	A	
HEATING/COOLING	Air Conditioning, Front; Outside Air Type	A	A	
	Cold Climate Package (gasoline models)	A	A	



Electric tailgate window



Halogen hi-beam headlamps



Power windows and power door locks



4-WD K-Jimmy, when properly equipped, is a good choice for trailering.

TRAILERING INFORMATION

Properly equipped, a gasoline- or diesel-powered K-Jimmy can have a Gross Combination Weight Rating for trailering of up to 11,000 lbs—that includes everything going down the road (itself, passengers, cargo, equipment, and trailer). GMC offers a heavy-duty trailering special equipment package that includes: a 6000-lb weight-distributing platform hitch (less ball) with a maximum 750-lb tongue load; 7-wire trailer harness; engine-oil cooler (gasoline models); transmission-oil cooler; and a heavy-duty 66-amp Delcotron generator for gasoline models. The chart below shows powertrain requirements as well as the Gross Combination Weight Rating (GCWR) obtained with this equipment.

MODEL SERIES	K-1500 JIMMY		
	11,000	10,000	11,000
GCWR, LBS	11,000	10,000	11,000
GROSS TRAILER WT, LBS	6000	4000	6000
AXLE RATIO	3.73:1	3.42:1	3.73:1
ENGINE	LE9 5.0 Liter V8 Gasoline	LH6 6.2 Liter V8 Diesel	LH6 6.2 Liter V8 Diesel
TRANSMISSION	4-Speed Automatic Overdrive	4-Speed Automatic Overdrive	4-Speed Automatic Overdrive

TRIM LEVEL		SIERRA (STD)	SIERRA CLASSIC (YES)
COMFORT/CONVENIENCE/PROTECTION (cont'd)			
HEATING/COOLING (cont'd)	Flow-Through Power Ventilation	S	S
	Heater/Defogger, Heavy-Duty Outside Air Type (diesel models)	A	A
	Heater/Defogger, Outside Air Type	S	S
HORN	Single Electric (Low-Note)	S	S
	Additional Electric (High-Note)	—	S
INSTRUMENT CLUSTER	Gage-Type	A	S
	Quartz-Type Electric Clock (requires gage-type cluster)	A	A
	Warning Light Type	S	—
INSTRUMENT PANEL	Central Tip-Out Ashtray	S	S
	Cigarette Lighter with Ashtray Illumination	A	S
	Color-Keyed Energy-Absorbing Pad	S	S
	Right-Hand Stowage Compartment with Latch	S	S
INTERIOR LAMPS	Dome, Front and Rear with Door/Tailgate Operated Switches	S	S
	Map (under instrument panel at center)	S	S
MIRRORS	Dual Chromad Exterior, Conventional Type	S	S
	Dual Painted or Stainless Steel Exterior, Below Eyeline Type	A	A
	Interior Rearview, Prismatic Type	S	S
	Interior Right-Hand Visor	—	S
POWER EQUIPMENT	Electric Front Door Locks/Windows (7)	A	A
	Electric Tailgate Window	A	A
RADIOS/ANTENNAS	AM, AM/FM, AM/FM Stereo, & AM/FM Stereo with Cassette Tape	A	A
	Windshield Antenna (included with optional radios)	A	A
SEATS/SEAT BELTS	Full-Foam Driver & Passenger High-Back Bucket Seats with Retractable Lap & Shoulder Belts	S	S
	Full-Foam 3-Passenger Folding Removable Bench-Type Rear Seat with Integral Armrests, Outboard Retractable Lap Belts, & Manual Center Lap Belt (includes ashtrays on rear compartment sidewalls on Sierra models; already included on Sierra Classic models)	A	A
SPARE WHEEL/TIRE CARRIER	Inside on Right-Hand Sidewall Behind Wheelhousing	S	S
STEERING WHEEL/COLUMN	Black Energy-Absorbing Column with Anti-Theft Locking	S	S
	Two-Spoke Soft Black Plastic Wheel, Comfortilt Type	A	A
	Two-Spoke Soft Black Plastic Wheel, Conventional Type	S	S
STORAGE CONSOLE	Color-Keyed Molded Plastic with Storage/Beverage Pockets & Latched Cover (cover can be folded rearward to provide tray for rear seat occupants)	A (5)	S
SUNSHADES	Color-Keyed Padded LH/RH	S	S
WINDSHIELD WIPERS/WASHERS	Electric, Two-Speed Wipers, Wet-Arm Washers	S	S
	Electric, Two-Speed Wipers with Intermittent Wipe Feature, Wet-Arm Washers	A	A
OTHER EQUIPMENT (See Data Book for details.)			

IMPORTANT! A WORD ABOUT THIS CATALOG We have tried to make this catalog as comprehensive and factual as possible and we hope you find it helpful. However, since the time of printing, some of the information you'll find here may have been updated. Also, some of the equipment shown or described throughout this catalog is available as factory-installed options, as dealer accessories, and as specialized equipment from various independent suppliers at extra cost. Your dealer has details and, before ordering, you should ask him to bring you up to date. The right is reserved to make changes at any time, without notice, in prices, colors, materials, equipment, specifications, and models. Check with your GMC Dealer for complete information.

A WORD ABOUT ASSEMBLY, COMPONENTS, AND OPTIONAL EQUIPMENT IN THESE GMC PRODUCTS The GMC Trucks described in this brochure are assembled at facilities operated by General Motors or GM of Canada. These vehicles incorporate thousands of different components produced by car and truck groups and various component divisions of GM and by various suppliers to General Motors. From time to time during the manufacturing process, it may be necessary, in order to meet public demand for particular vehicles or equipment, or to meet federally mandated emissions, safety, and fuel economy requirements, or for other reasons, to produce GMC products with different components or differently sourced components than initially scheduled. All such components have been approved for use in GMC products and will provide the quality performance associated with the GMC name.

With respect to extra-cost optional equipment, make certain you specify the type of equipment you desire on your vehicle when ordering it from your dealer. Some options may be unavailable when your truck is built. Your dealer receives advice regarding the current availability of options. You may ask the dealer for this information. GM also requests the dealer to advise you if an option you ordered is unavailable. We suggest that you verify that your truck includes the optional equipment you ordered, or if there are changes, that they are acceptable to you.

These vehicles also are available under the Chevrolet nameplate (K10 Blazer).

A WORD ABOUT UPDATED SERVICE INFORMATION GMC Truck & Coach Operation regularly sends its dealers useful service bulletins about GMC Truck products. GMC Truck & Coach Operation monitors product performance in the field. We then prepare bulletins for servicing our products better. Now you can get these bulletins, too. Ask your dealer. To get ordering information, call toll free 1-800-551-4123.

PAINT SCHEMES

Standard Solid Colors. Jimmy offers a selection of eight standard solid colors. Or, for added distinction, choose one of the available paint and trim treatments.

Available Special Two-Tone Scheme. Includes body side and rear moldings, bright wheel-opening moldings, bright side marker and taillamp trim. Accent color is applied below moldings.



Standard Solid Color Paint (Frost White Hardtop and Cab Roof used with Light Blue & Apple Red)



Available Special Two-Tone in Light Blue/Frost White Combination



Available Exterior Decor Package in Midnight Black/Apple Red Combination

Available Exterior Decor Package. Choose from 16 two-tone color combinations. Includes moldings and lamp trim in special two-tone scheme, plus dual-tone decal striping on body sides and across the rear of the vehicle. Accent color is applied on body sides and rear between striping and moldings. Includes a stand-up hood emblem on gasoline models.

New Hardtop Roof Colors. The removable hardtop roof now matches the primary body color except with Light Blue and Apple Red where the top and cab roof color are Frost White.

OTHER DIMENSIONS

Rear Overhang, In	44.5
Front Tread, In	66.1
Rear Tread, In	63.0
Ground Clearance, In	6.9
Angle of Approach	24°
Ramp Breakover Angle	22°
Angle of Departure	26°
Load Area Width—At Tailgate Opening, In	65.0
—At Floor, In	72.0
—Between Wheelhousings, In	50.0
Load Area Height—At Tailgate Opening, In	37.5

EXTERIOR COLORS



For accurate colors, ask your GMC Dealer to show you actual paint color chips or fabric swatches.

GMC
TRUCKS
GENERAL MOTORS CORPORATION
TRUCK & BUS GROUP

Let's Get It Together...Buckle Up.

Every new 1985 GMC Light Duty truck delivered by a GMC Truck Dealer in the United States comes with a one-year, \$10,000 seat belt insurance certificate from MIC General Insurance Corporation at no additional charge. \$10,000 will be paid to the estate of any occupant who suffers fatal injuries as a result of an accident involving that vehicle while wearing a GM seat



WORK OF EXCELLENCE

TECHNICAL INFORMATION

MODEL TYPE		GASOLINE ENGINE	DIESEL ENGINE
DRIVE TYPE		4-wheel	
SERIES		K-1500	
GROSS VEHICLE WEIGHT RATING (lb)	Standard Available	6100 —	6100 6250
ENGINE/TRANSMISSION AVAILABILITY			
5.0L V8/4-speed manual		standard (1)	—
5.0L V8/4-speed automatic overdrive		available (1)	—
5.7L V8/4-speed automatic overdrive		available (2)	—
6.2L V8/4-speed automatic overdrive		—	standard
FRONT SUSPENSION			
salisbury axle, leaf springs			
Capacity (lb)		3600	
Spring capacity (lb) (3)		Standard Available	1650 2250
Shock absorber diameter (mm)		Standard Available	25 32 (4)
Stabilizer bar diameter (in)		1.25	
REAR SUSPENSION			
salisbury axle, leaf springs			
Axle capacity (lb)		3750	
Spring capacity (lb) (3)		1875	
Shock absorber diameter (mm)		Standard Available	25 32 (4)
BRAKES			
hydraulic, front disc/rear drum			
Power booster		vacuum	hydraulic
Parking		cable to rear wheels	
STEERING			
power			
TIRES			
Standard		radial ply P215/75R15	
Available		various (consult your GMC Dealer)	
FUEL TANK CAPACITY (gal)	Standard Available	25 31	27 32
BATTERY CCA	Standard Available	405 515	dual 550
GENERATOR AMPS	Standard Available	37 65	—

CCA — Cold Cranking Amps 1 — Not available in California 2 — California only 3 — At ground, each 4 — Front Dual Shocks available (four 25 mm front, two 32 mm rear)

	MM	IN
1	858.5	(33.8)
2	2705.1	(106.5)
3	4693.9	(184.8)
4	1874.5	(73.8)
5	815.3	(32.1)
6	2021.8	(79.6)

DIMENSIONS

