

GMC
TRUCK

**V-JIMMY
SUBURBAN
BONUS/CREW CAB**



GMC TRUCK
IT'S NOT JUST A TRUCK ANYMORE.



GMC V-JIMMY

TRUCK Built for the Great Outdoors



Sierra Classic V-Jimmy with Exterior Decor package and other available equipment. Tires are supplied by various manufacturers.

Make tracks for the fun...in style. If going to far-out places is your kind of sport, the full-size V-Jimmy is your kind of truck.

Four-wheel drive gives you the traction you need for off-road going, plus good tracking under various road conditions. And big V8-gasoline and diesel engines pack the power you want for driving in the rough, cruising on the highway, climbing mountain roads or towing trailers.

Inside, V-Jimmy is roomy enough to carry up to five persons — with available rear seat. Or pack aboard up

to 90 cubic feet of gear with the rear seat folded up. As for muscle, the standard GVW rating is a whopping 6100 lb. That's space and load-carrying capacity you just can't get in smaller wagons or compact utility trucks.

WIDER CHOICE OF POWER

Gasoline engine models offer a choice of standard 5.0 Liter V8 power, or — new for '87 — an available 5.7 Liter V8... both with Electronic Fuel Injection. New fast-burn combustion chambers help give both engines higher horsepower and torque ratings for

'87. Diesel models are powered with a truck-tough 6.2 Liter V8 (not available in California). See page 11 for further details.

A TOUGH BREED OF TRUCK

When the going gets tough, V-Jimmy has the equipment to help you handle it. A long list of standard features includes: Rugged carbon steel frame Leaf spring suspension, front and rear Steel-belted, radially All Seasons tires Power steering Power brakes And much, much more.

SUBURBAN

Loads of Space for Up to Nine



Sierra Classic Suburban with Exterior Decor package and other available equipment.

The great one for people and payloads. Truck-size roominess with passenger-car luxury. That's GMC Suburban. Equipped with available seating, it can carry up to nine adults, with plenty of room for baggage. And, with the available rear seat removed and the available center seat folded, it provides an 8'4" long floor with a large 144 cubic feet of cargo space. And it hauls truck-size payloads, too.

Towing trailers. Suburban can handle the big ones with ease. A Series 9500 2-WD Suburban with

available 7.4 Liter V8 gasoline engine, 4.10:1 rear axle ratio and proper trailering equipment can haul a Gross Combination Weight (GCW) of 16,000 lb, including vehicle, passengers, equipment, cargo and trailer. See page 12 for more on trailering.

4-WHEEL DRIVE IF YOU NEED IT. Ground-gripping 4-WD Suburbans can be ordered with responsive V8 gasoline or diesel power. And they can be equipped to transport up to nine passengers and their cargo on off-road adventures.

A TRUCKFUL OF STANDARD VALUE

Whichever model you choose, you can count on a full measure of traditional GMC value. From truck-tough frame and suspension to extensive anti-corrosion protection. Standard equipment includes power brakes, power steering (on most models), steel-belted radial-ply tires (All Seasons type on Series 1500 models), and Delco Freedom II batteries. And that's just a sample. Read on for more value features.

BONUS/CREW CAB

Big-Job 4-Door Pickups/Cab & Chassis



4-WD Series 3500 Sierra Classic Wideside Crew Cab shown with available equipment.

Carry a crew of six, plus their gear. GMC Crew Cab models are 4-door Pickups or Cab & Chassis with front and rear bench seats. There's plenty of room and comfort for up to six persons. If you want a big cab without the rear seat, choose the Bonus Cab versions. They offer 55.8 cubic feet of lockable load space behind the front seat. All models have a 164.5" wheelbase, and Pickup models have an 8'-long cargo box.

VERSATILE MOVERS AND HAULERS
Three-quarter and one-ton models

have the muscle it takes to move full loads of passengers and cargo. Properly equipped, they're ideal for towing trailers (or carrying slide-in campers in Pickup applications). And, they're available in gasoline or diesel engine models with 2-wheel drive (R-2500/3500) or 4-wheel drive (V-3500). Dual rear wheels, available for R/V-3500 models, add the capacity for hauling large loads or towing big fifth wheel trailers; these "Heavy Hauler" Pickups have a 10,000-lb GVW rating... up to 11,000 lb for diesel engine Cab & Chassis models.

SPECIAL CHASSIS EQUIPMENT

The available Camper Special Chassis package for Pickups includes a camper body wiring harness and other heavy-duty equipment, depending on model, to permit your Crew Cab or Bonus Cab Pickup to use a slide-in camper body.

There's also an available Commercial Special Chassis equipment package for Pickups that includes the same equipment as the Camper package, with the exception of the camper wiring harness. Ask your GMC Dealer about details of these two packages.

GMC V-JIMMY TRUCK



Sierra Classic interior with bucket seats upholstered in Saddle Tan Custom Cloth trim.

Step inside and surround yourself with elegance. V-Jimmy offers two trim levels, both standouts for style.

STANDARD SIERRA TRIM

Here's beauty and luxury not usually associated with standard trim. Foam-cushioned, high-back bucket seats are covered with rich grained vinyl upholstery. Choose from Blue or Saddle Tan. (As an alternative, you can select available Custom Vinyl seat fabric, in which case reclining seat backs, a center console and color-keyed carpeting are included.) Other features include padded instrument panel, padded sunvisors and rear compart-

ment easy entry-exit feature for front passenger seat.

SIERRA CLASSIC AVAILABLE TRIM

This top-level package offers a choice of Blue, Saddle Tan, Burgundy or Slate Gray for the Custom Vinyl or Custom Cloth seat upholstery and coordinated interior trim. Bucket seats with reclining seat backs are included, along with a center console and front floor carpeting. The entire floor is carpeted when the available rear seat is ordered.

Also included are a Deluxe instrument panel with needle-gage instru-

ments, cigarette lighter with ashtray illumination, and front compartment headliner. Doors have full trim panels, padded armrests, map pockets and assist straps. Rear sidewalls are trimmed.

SIERRA CLASSIC EXTERIOR

Outside, the Sierra Classic models sport a Deluxe front end treatment featuring dual headlamps and bright-trimmed grille emblem. Bright moldings embellish the body sides and rear plus wheel openings. Front side marker lamps and taillamps have bright trim.

Two Beautiful Ways to Go



Sierra Classic interior with bucket seats upholstered in Burgundy Custom Cloth trim

Sierra Classic interior with available 3-passenger folding rear seat and Custom Cloth seat trim



Special steering wheel and instrument panel trim along with needle-gauge instrumentation are included with Sierra Classic trim



V-JIMMY PAINT SCHEMES

Standard Solid Colors. Choice of eight paint colors (see back cover).

Available Special Two-Tone Scheme. Includes body side and rear moldings, bright wheel opening moldings, and bright side marker and taillamp trim on Sierra models. Secondary color applied below moldings.

Available Exterior Decor Package. Choose from 16 two-tone color combinations. Includes, on Sierra models, moldings and lamp trim in Special Two-Tone scheme plus dual-tone decal striping on body sides and across rear of vehicle. Secondary color applied on body sides and rear between striping and moldings.

Removable Hardtop/Cab Roof Colors. Available in Frost White, Steel Gray, Midnight Black, Midnight Blue, Doeskin Tan, or Indian Bronze depending upon solid or two-tone color selected. In most cases, several choices are available. Consult your GMC Dealer for details.



Standard Solid Color Paint



Available Special Two-Tone



Available Exterior Decor Package



With available 5-person seating, there's 51.5 cubic feet of load space behind the rear seat, or, with the rear seat folded up, 90 cubic feet of load space.




Standard 9-person arrangement allows 106.5 cubic feet of load space.

GMC SUBURBAN TRUCK

High Sierra interior shown with available Custom Vinyl seat trim



Sierra Classic instrument cluster with needle-type gauges to indicate charging system voltage plus engine temperature and oil pressure.



Select one of three interiors. There's handsome standard Sierra trim, plus a choice of two attractive uplevel treatments: High Sierra or Sierra Classic. The comforts begin with the standard 3-passenger front bench seat. Or you can order available reclining front bucket seats on Sierra Classic models. Two available 3-passenger rear seats can increase seating capacity to nine persons.

SIERRA STANDARD TRIM

Sierra presents a sleek, attractive exterior and a very comfortable interior. Deep-foam front bench seat and available rear seats are covered in your choice of Blue or Saddle Stan-

dard Vinyl. Other features include color-keyed dual sunshades; door trim panels with integral armrests; cockpit-type instrument cluster; full-length black rubber floor covering; and all-around tinted windows.

HIGH SIERRA AVAILABLE TRIM

This midlevel trim features a full-length insulated headliner, color-keyed rubber front floor covering (full-length with available rear compartment seating); and front and rear dome lamps with door switches. Seat upholstery is Blue or Saddle Tan Standard Vinyl, or available Custom Vinyl or Custom Cloth. Moldings and bright trim add distinction to the exterior.

SIERRA CLASSIC AVAILABLE TRIM

Suburban's luxury trim reflects beauty, craftsmanship, comfort and convenience. Outside, there are dual headlamps and bright moldings. Inside, there's a Deluxe instrument panel with needle-gauge instruments; insulated floor carpeting; Custom steering wheel; and visor mirror. There's a choice of Custom Cloth or Custom Vinyl upholstery for standard or available seating. Interior colors are Blue, Saddle Tan, Burgundy or Slate Gray, depending upon seat and fabric choice. (Details of all trim levels are on back cover.)

Uncommon Room and Luxury



Sierrita Classic Interior shown with available seating and Custom Cloth seat trim

Exterior view of Ducks Unlimited upfitted Suburban*



Interior view of Ducks Unlimited upfitted Suburban*

* Customized vans are supplied to GMC Truck Dealer by outside upfitters, independently of GMC Truck, which is not responsible for the safety or design features, materials or workmanship of any alteration by any such upfitter.

STANDARD PAINT COLORS

Suburban offers a choice of 10 solid colors. (See back cover.)

AVAILABLE SPECIAL TWO-TONE

Includes bright-trimmed black lower body side and rear moldings (Sierra models), bright front side marker lamp and taillamp trim (Sierra models), and bright wheel opening moldings (Sierra, High Sierra models).

AVAILABLE EXTERIOR DECOR PACKAGE

Includes the moldings and bright trim described above plus upper body side and rear decal stripes coordinated to your choice of 23 two-tone paint combinations.



Standard Solid Paint



Available Special Two-Tone Paint



Available Exterior Decor Package



9-person arrangement with standard front bench seat and available center and rear bench seats



5-person arrangement with available front bucket seats and center bench seat



3-person arrangement with standard front bench seat

GMC BONUS/CREW CABS

TRUCK Carry a Full Load or the Whole Crew



Sierra Classic Crew Cab interior with Custom Cloth seat trim

Big on space...and luxury. With 4-door convenience and 6-passenger seating, Crew Cab is well suited to carry a family, or a work crew, to distant places. They'll appreciate the space, the quiet cab, and the comfort of foam-cushioned bench seats. But that's not all. Crew Cab models, and the Bonus Cab versions without rear seat, offer three distinctive trim levels, with three interior color selections for each — Blue, Burgundy or Saddle Tan. The beautiful choice is yours. Bonus/Crew Cabs are available as Wideside Pickup or Cab & Chassis models on both 2- and 4-wheel drive chassis.

AVAILABLE SIERRA CLASSIC

This top-of-the-line treatment offers a choice of Custom Vinyl or Custom Cloth seat upholstery. Underfoot, there's plush wall-to-wall carpeting (front compartment only on Bonus Cabs). Overhead, a cloth-covered insulated headliner. Vinyl door trim panels include distinctive appliques with a brushed pewter-tone finish, color-keyed cloth inserts, and carpet trim.

Convenience touches include a vanity mirror on the right sunshade and

a closing-assist strap and storage pocket on both front doors. Sierra Classic also has a dome lamp, cigarette lighter, illuminated ashtray and door switches for interior lights.

AVAILABLE HIGH SIERRA

At the High Sierra level, there's a choice of Standard Vinyl seat upholstery or available Custom Vinyl or Custom Cloth. A full-length insulated headliner adds to the upscale good looks. Floor covering is color-keyed rubber (black rubber for Bonus Cab rear floor). Front door switches operate dome and map lights. There's an illuminated ashtray and a cigarette lighter in the instrument panel, plus ashtrays in the rear doors.

STANDARD SIERRA

This handsome interior features deep-foam bench seats (front only on Bonus Cabs) covered in practical, good-looking vinyl. Sierra also provides color-coordinated amenities not usually found in standard models: dual padded armrests; embossed plastic door trim panels; dual padded sunshades; and vinyl-over-foam instrument panel pad. Floor covering is embossed black rubber.



Sierra Classic instrument cluster has brushed pewter-tone trim and full-gage instrumentation



Crew Cab Wideside Pickups have room for six up front plus a spacious 8'-long pickup box for hauling cargo

GMC 4 X 4 TRACTION TRUCK

Leave the Highway Behind



Suburban



Crew Cab Wideside Pickup



V-Jimmy

Shift into 4-WD for work or fun. GMCs with 4-wheel drive deliver the extra traction you need for off-road driving. Plus, sure-footed performance when roads are snow covered. V-Jimmy comes with 4-WD standard. Suburbans and Bonus/Crew Cab models can be ordered as 4-WD models.

MANUAL OR AUTOMATIC HUBS

The standard 4-WD system features dependable manual locking front


hubs that free-wheel in 2-WD for highway cruising, but can be locked quickly into 4-WD to traverse low-traction terrain or to engage in such rugged work as snowplowing.

If you encounter few heavy-duty low-traction situations, you may prefer the convenience of available automatic hub locks which permit no-stop shifting into 4-WD at speeds up to 25 mph (V-Jimmy and Suburban only).

AVAILABLE EQUIPMENT

For tackling really rugged work, you may wish to add available equipment such as heavy-duty front springs (except Bonus/Crew Cab models), a Front Quad Shock package (except Bonus/Crew Cab models), a limited-slip rear axle, and stone shields for the fuel tank and transfer case.


POWER For Hauling, Trailering and Traveling



5.0 Liter Fuel Injection V8



6.2 Liter V8 Diesel



7.4 Liter Fuel Injection V8

New for '87...Computer-Controlled Electronic Fuel Injection. This advanced system is now standard on all gasoline engines for '87 V-Jimmy, Suburban and Bonus/Crew Cab models. It replaces the conventional carburetor and fuel pump and provides a precise fuel-to-air ratio for improved combustion. The result is impressive reliability and performance.

Other Improvements for '87:

All gasoline engines for these models are equipped with new, higher-capacity Delco Freedom batteries and Delcotron generators. The 5.0L and 5.7L gasoline V8s have higher horsepower ratings.

5.0 Liter (305 CID) V8. This engine is improved for '87 with an aluminum, coolant heated intake manifold for efficient fuel flow.

5.7 Liter (350 CID) V8. For '87, this high-performance V8 offers increased compression ratios to produce more power.

7.4 Liter (454 CID) V8. This big V8 is available in all states for 1987. It is a proven performer in heavy load applications, such as trailering.

6.2 Liter (379.4 CID) V8 Diesel. Standard for all diesel models, where available, this truck-tough V8 combines heavy work capability with diesel engine advantages.

New GM-CAMS Maintenance System GM's total computerized diagnostic and repair resources are ready to help with your individual truck gasoline engine problems, should they occur. Ask your participating GMC Dealer for details.

A WORD ABOUT ENGINES:

GMC Trucks are equipped with engines produced at facilities operated by GM car and truck groups, subsidiaries or affiliated companies worldwide.

ENGINE TECHNICAL DATA

DISPLACEMENT/TYPE	BASELINE				3.0L V6	6.0L V8
	3.0L V6	4.3L V6	5.0L V8	5.7L V8		
DISPLACEMENT	180	260	350	350	180	300
BORE AND STROKE (in)	3.74 x 3.45	4.03 x 3.45	4.25 x 4.0	4.25 x 4.0	3.90 x 3.00	3.90 x 3.00
COMPRESSION RATIO	8.8:1	9.2:1	8.4:1	8.4:1	9.0:1	9.0:1
FUEL DELIVERY	Electronic Fuel Injection				Fuel Injector	
MAX NET TORQUE (lb-ft)	170 @ 4000	210 @ 4000	300 @ 4000-4500	300 @ 3000	130 @ 3600	180 @ 3600
MAX NET TORQUE (kg-m)	125 @ 2900	155 @ 2900	220 @ 2900-3300	220 @ 3000	95 @ 3600	130 @ 3600
MAX NET HORSEPOWER (hp)	160 @ 4400	200 @ 4400	300 @ 3800-4500	300 @ 3800	140 @ 3600	190 @ 3600
MAX NET HORSEPOWER (kW)	118 @ 3200	147 @ 3200	220 @ 3200-3300	220 @ 3200	102 @ 3600	138 @ 3600

1 - Not available in California. 2 - Models with GMPTS or 8000 (to be replaced). 3 - Models with GMPTS or 8000 (to be replaced).
4 - 400 @ 4000 horsepower and 290 @ 3000 torque for 1987-2000 Suburban in California only and for all Recreational Cuts.


GMC QUALITY OPTIONS

TRUCK

Electronic speed control and intermittent windshield wipers



ComfortFit steering wheel



Front air conditioning



Delco AM/FM stereo radio



Platform trailer hitch



Power tailgate window control (V-Jimmy and Suburban)



Power door locks and/or power windows




Suburban rear air conditioning (requires front air conditioning)



For added driving pleasure and satisfaction, V-Jimmy, Suburban and Bonus/Crew Cab models offer a variety of popular options. Most of the accessories pictured here are available for all models. You'll find other items listed in the chart on the back cover. Also ask about dealer-installed accessories.



Quartz electric clock



Below-cyclone stainless steel mirrors



Rally wheels (V-Jimmy and Suburban)



Aluminum wheels (V-Jimmy and Suburban)



TRAILERING INFORMATION

GMC full-size Light Duty Trucks are noted for their ability to pull trailers. Properly equipped, a V-Jimmy can move up to 12,000 lb Gross Combination Weight, a Suburban up to 16,000 lb, and a Bonus/Crew Cab up to 19,000 lb — that includes everything going down the road (truck, trailer, passengers, cargo and equipment on truck and trailer). The charts below show the maximum allowable Gross Combination Weight Rating (GCWR) based on all standard and available

engines and rear axle ratios for these models with automatic transmissions. V-Jimmy and Suburban can be ordered with a heavy-duty Trailering Special Equipment package to help you properly equip your vehicle for trailering. This factory-installed package includes:

- Weight-distributing platform hitch: 9500 lb capacity for Suburban, 6000 lb for V-Jimmy
- 7-head trailer wiring harness
- Engine oil cooler on gasoline models
- Automatic trans-

mission oil cooler.

For Crew Cab models, there's a dealer-installed weight-distributing platform trailer hitch with a capacity of 7000 lb. Hitches for fifth wheel trailers can be supplied and installed by trailer manufacturers and other sources.

Refer to the '87 GMC Truck Trailering Guide for complete details on requirements for the Trailering Special package plus helpful trailering hints.

GROSS COMBINATION WEIGHT RATING BY ENGINE AND AXLE RATIO FOR AUTOMATIC TRANSMISSIONS

ENGINE	GROSS COMBINATION WEIGHT RATING (lb)				
	3000	3500	4000	4500	5100
	REAR AXLE RATIO				
2.5L V-6 GAS (6.0)	—	3,00	—	4,40	—
3.7L V-6 GAS (6.0)	3,70	—	3,90	—	4,20
3.7L V-6 GAS (4.10:1)	3,90	—	4,10	—	4,30

ENGINE	GROSS COMBINATION WEIGHT RATING (lb)				
	10,000	11,000	12,000	13,000	14,000
	REAR AXLE RATIO				
2.5L V-6 GAS (6.0)	3,70	4,10	—	—	—
3.7L V-6 GAS (6.0)	—	3,90	4,10	—	4,30
3.7L V-6 GAS (4.10:1)	4,10	4,30	—	—	—

TECHNICAL INFORMATION

MODEL NAME BRAKE TYPE STILES	V-8MMT		SUBURBAN				BONUS/CREW CAB PICKUP AND CAB & CHASSIS			
	4-WHEEL V-1500 (1)	R-1500	R-2500	V-1500	V-2500	R-2500	R-3500	V-3500		
(NOTE)	(See Page 71. Consult your GMC Truck Dealer for additional position details.)									
FRONT SUSPENSION:	Independent Coil Springs (2-Wheel) Salisbury Axle Leaf Springs (4-Wheel)									
Capacity (lb)	3600	3750 (2)	3900	3900	3900	3900	4300	4800		
Spring Capacity (lb) (2)	Standard Available	1650 (4) 2250	1825 (2)	1900	1950	1900	2000	2250		
Shock Absorber Diameter (mm)	Standard Available	25 32 (4)	32	32	32	32	32	32		
Stabilizer Bar Diameter (in)	Standard Available	1.25 1.56 (5)	1.56	1.25	1.25	1.56	1.25	1.25		
REAR SUSPENSION:	Salisbury Axle Leaf Springs									
Axle Capacity (lb)	3750	4000	4000	4000	4000	4500	4500	4500		
Spring Capacity (lb) (2)	Standard Available	1875 2000	2000	2000	2000	2000	2500	2500		
Shock Absorber Diameter (mm)	Standard Available	25 32 (4)	32	32	32	32	32	32		
SERVICE BRAKES	Hydraulic Front Disc/Rear Drum									
Power Brakes Type	Gasoline Diesel	Vacuum Hydraulic		Vacuum Hydraulic		Vacuum Hydraulic	Hydraulic	Hydraulic		
PARKING BRAKES	Cable to Rear Wheels									
STEERING TYPE	Gasoline Diesel	Power Power	Manual (3) Power		Power Power		Manual (3) Power	Power Power		
TIRES	Standard Available	P215 75R15	P225 75R15 (3)	See Fleet Bulletin, All Seasons Tires on Select 1500 Models LT235 RSC VALUE	P215 75R15 (1)	LT235 RSC VALUE	LT235/RSC VALUE			
	Available	Various Consult Your GMC Truck Dealer								
FUEL BINK CAPACITY (nominal gallons)	Standard Available	25 (10) 31 (12)		25 (10) 31 and 40 (12)			28	20 (See Additional Tank)		
BATTERY	12 Volt, Maintenance-Free									
Cold Cranking Amp Rating	Gasoline Diesel	Standard 525, Available 650 (Require 90W 7.4L V8 Engine)								
		Standard 340, Available None								
		12 Volt, Alternating Current								
GENERATOR										
Amp Rating	Standard	66		66		66		66		
	With CO2 Air	94 (8)		94 (8)		94 (8)		94 (8)		
	With CO2 Air			78 (7) or 105 (8)						
	With C38 Heater or C40 Outrigger			94 (8)						
	With C38 & C40 together - C38			78 (7) or 105 (8)						

- 1 - Diesel models not available in California
2 - 3400 lb for diesel models
3 - At present, each
4 - 185 lb for diesel models
5 - 1700 lb for diesel models

- 6 - Front Dual Tyres available
(for 25 mm front, two 32 mm rear)
7 - Diesel models only
8 - Gasoline models only

- 9 - Power available
10 - 45, type on diesel models
11 - P225/75R15 on diesel models
12 - Slightly larger for diesel models

IMPORTANT! A WORD ABOUT THIS CATALOG: We have tried to make this catalog as comprehensive and factual as possible and we hope that you find it helpful. However, since the time of printing, some of the information you'll find here may have been updated. Also, some of the equipment shown or described throughout this catalog is available as factory-installed options, as dealer accessories, and as specialized equipment from various independent suppliers at extra cost. Your dealer has details and, before ordering, you should ask him to bring you up to date.

The right is reserved to make changes at any time, without notice, in prices, colors, materials, equipment, specifications, and models. Check with your GMC Dealer for complete information.

A WORD ABOUT ASSEMBLY, COMPONENTS, AND OPTIONAL EQUIPMENT IN THESE GMC PRODUCTS:

The GMC Trucks described in this catalog are assembled at facilities operated by General Motors. These vehicles incorporate thousands of different components produced by car and truck groups and various component divisions of GM and by various suppliers worldwide to General Motors. From time to time during the manufacturing process, it may be necessary, in order to meet public demand for particular vehicles or equipment, or to meet federally mandated emissions, safety, and fuel economy requirements, or for other reasons, to produce GMC products with different

components or differently sourced components than initially scheduled. All such components have been approved for use in GMC products and will provide the quality performance associated with the GMC name.

With respect to extra-cost optional equipment, make certain you specify the type of equipment you desire on your vehicle when ordering it from your dealer. Some options may be unavailable when your truck is built. Your dealer receives advice regarding the current availability of options. You may ask the dealer for this information. GM also requests the dealer to advise you if an option you ordered is unavailable. We suggest that you verify that your truck includes the optional equipment you ordered, or, if there are changes, that they are acceptable to you.

These vehicles also are available under the Chevrolet nameplate (Full-Size Blazer; Series R10, R20, V10, V20 Suburban; Series R20-30 and V30 Bonus/Crew Cab Fleetside Pickup and Chassis-Cab).

A WORD ABOUT UPDATED SERVICE INFORMATION:

GMC Truck and Coach Operation regularly sends its dealers useful service bulletins about GMC Truck products. GMC Truck and Coach Operation monitors product performance in the field. We then prepare bulletins for servicing our products better. Now you can get these bulletins, too. Ask your dealer. To get ordering information, call toll free 1-800-551-4193.

