

T Y P H O O N

Brace  
Yourself.

GMC

0-60 mph in 5.3 seconds

0.79g lateral acceleration

"GMC's latest stealth road rocket."

— *Sport Truck*

"...enough forward thrust out of the hole to turn even the stuffiest gray suit into a leering, grinning idiot."

— *Car & Driver*

"The turbo kicks, the tires bite and Typhoon gets ballistic in a hurry. Toss in every convenience item from a CD player and cruise control to remote keyless entry and self-leveling rear suspension, and you have a matchless combination of sport and utility."


— *Sport Truck*

"Ferrari-quashing acceleration, commodious cabin, striking physique."

— *Car & Driver*

"This is the Porsche of sport/utility trucks in attention to detail."

— *Motor Trend*



"This is a unique opportunity to enjoy Porsche performance and mechanical sophistication in a plain black American sport/utility truck wrapper."

— *Motor Trend*

"It sulks at the curb like the devil's black box. And when the engine is fired up, there's a foreboding snarl that warns the meek to stand clear."

— *Motor Trend*

60-0 mph in 130 feet

under \$30,000

# Brace Yourself.

No sport/utility vehicle you've ever buckled yourself into can prepare you for the exhilaration and gratification of GMC Truck's Typhoon. A 285-hp, turbocharged, intercooled, Vortec V-6, Corvette-inspired, 4-speed automatic transmission with overdrive, all-wheel drive, four-wheel anti-lock brakes, sport-tuned suspension with Electronic Level Control (ELC), 16" x 8" aluminum wheels and fat Firestone Firehawk steel-belted radials endow Typhoon with the high-end performance and civilized road manners of the world's most celebrated performance cars. Using "exhilaration" and "gratification" in the same breath to describe a vehicle typically leaves one breathless - not to mention speechless - on viewing the sticker price. Happily, Typhoon's under \$30,000\* price simply leaves one with umpteen thousand more dollars to spend.

Remove keyless entry access: a leather-trimmed cabin, where the amenities of world class performance cars are all present and accounted for. There's a premium sound system with optional CD. Twin 12-volt outlets to power cellular phones and other devices. Dual visors with shade extenders and lighted mirrors are at each front station. And Typhoon honors its utilitarian heritage by providing 67-plus cubic feet of luggage space with the rear seat down.



Leather-trimmed, high-back, reclining front bucket seats have thickly bolstered seat backs and cushions for greater lateral support. For additional comfort, both seats have an inflatable lumbar support. Six-way power adjustment on the driver's seat lets you select your personal driving attitude.

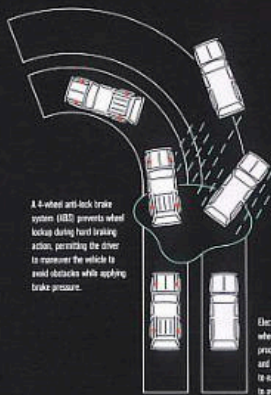
Corvette-inspired, heavy-duty, 4-speed overdrive automatic transmission smoothly expedites torque to Typhoon's full-time all-wheel drive system.



The 90-degree Vortec V6 in Typhoon gets an amazing leap in power from a T90-6 turbocharger which utilizes normally vented exhaust gas pressure to boost power and increase engine efficiency. A self-contained liquid-to-air intercooler remains readily to the compressor to allow the turbocharger to maximize available power. Provisions for circulating coolant through the center bearing housing assure maximum turbocharger durability.




Black on Black



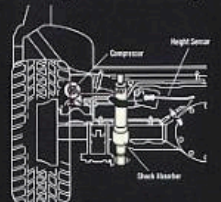
A 4-wheel anti-lock brake system (ABS) prevents wheel lockup during hard braking action, permitting the driver to maneuver the vehicle to avoid obstacles while applying brake pressure.

Electronic control motor wheel speed. A microprocessor analyzes this data and regulates brake pressure to each wheel as required to avoid lockup.



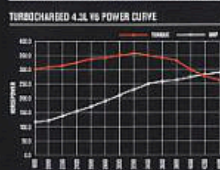
Permanently engaged full-time all-wheel drive helps translate Typhoon's awesome power into road-grabbing traction. A Borg Warner transfer case splits the torque in a 33% to 65% front to rear ratio. In bad weather, or in weight transfer during cornering, braking or throttle changes, a viscous clutch dampens wheel spin and allows the axle with the most bite to receive more torque and maintain maximum traction under all operating conditions.

Typhoon's sophisticated sport-tuned suspension is designed to take you over a stretch of twisty, gnarly two-lane blacktop as quickly as some of the world's top performance cars. An Electronic Level Control system (ELC) maintains constant ground clearance and headlamp/light level regardless of passenger or cargo load. A height sensor activates a compressor



to provide or release air pressure to or from the rear shock absorbers when the rear springs are depressed or overloaded. This provides a clear advantage over two stage spring suspension designs in controlling vehicle pitch, and it allows Typhoon to take full advantage of the improved handling of its lower trim height without clearance penalties from load.

ENGINE	
Type	90° turbocharged and intercooled V-6, 160 mm block and head
Bore x stroke	4.00 x 3.48 in., 101.6 x 88.9 mm
Displacement	262 cu in., 4300cc
Compression ratio	8.35:1
Engine control system	Electronic Engine Management with port fuel injection
Turbocharger	Mitsubishi TD0-4
Waste gate	integral
Maximum boost pressure	14.0 psi
Valve gear	pushrod, hydraulic lifters
Power (SAE net)	285 hp @ 4400 rpm
Torque (SAE net)	350 lb-ft @ 3200 rpm
Redline	4800 rpm



DRIVETRAIN	
Transmission	4-speed automatic with lockup torque converter
Final drive ratio	3.42:1 diamond slip rear axle

TRANSFER CASE	
Model	Borg Warner BW-4472
Type	All wheel drive
Ratio	1:1
Torque split	35% front, 65% rear
Lubricant capacity	Viscous coupling 1.5 qt

CHASSIS/BODY	
Type	full-length frame with rubber-isolated body
Body material	welded steel stampings

SUSPENSION	
Front	ind. coil-over length control arm, tension springs, anti-roll bar
Rear	live axle, semi-elliptic, single-stage, multi-leaf springs with Electronic Level Control (ELC)

STEERING	
Type	integral power, recirculating ball, power assisted
Turns lock-to-lock	3.1
Turning circle curb-to-curb	33.9 ft

BRAKES	
Front	10.9" x 1.05" vented disc
Rear	9.5" x 2" cast-iron drum
Power assist	vacuum, w/4-wheel anti-lock

WHEELS AND TIRES	
Wheel size	16" x 8" in
Wheel type	cast aluminum
Tires	16" x 8" SBR BW P245/SVR-16
Recommended pressure, F/R	30/30 psi

DIMENSIONS AND CAPACITIES	
Wheelbase	100.5 in
Track, F/R	57.8/58.0 in
Length	170.3 in
Width	69.2 in
Height	68.0 in
Ground clearance	7.1 in
Curb weight	3860 lb
Weight distribution, F/R	36.5/43.5%
Fuel capacity	30.0 gal
Oil capacity	4.5 qt

INTERIOR	
SAE volume, front seat	35 cu ft
rear seat	39 cu ft
luggage space	28 cu ft
luggage space, rear seat down	67.3 cu ft

An aggressive, yet understated exterior appearance suggests the hill before the storm. Typhoon specific front fascia includes integrated fog lamps. Distinctive aero moldings enhance the doors, rocker and quarter panels, wheelwells, fenders, and rear fascia. Color combinations include Frost White on White with white lower body moldings, and signature Black on Black with black lower body moldings, and Forest Green Metallic, Apple Red, Garnet or Royal Blue Metallic with charcoal lower-body moldings.

- ADDITIONAL STANDARD EQUIPMENT:**
- Solar Ray® glass all around
  - Air conditioning
  - Tilt wheel
  - Crash control
  - Instrument wipers
  - Power windows and door locks
  - Dual electric control mirrors
  - Luggage/tailgate
  - Leather-trimmed hand and wheel
  - Lighted mirrors and shade extenders
  - 66" by 18" cast aluminum wheels
  - Electronic Tirevalve P245/80-16 16 mm-1.5 steel-belted radial blackwall tires (4)

- OPTIONAL EQUIPMENT:**
- AMP/FM stereo radio with seek/scan, cassette, graphic equalizer and digital clock
  - Overhead passenger assist handles
  - Electric tailgate release
  - Rear window defogger/washer/wiper
  - equalizer and digital clock
  - Road luggage carrier

\*Based on suggested retail price including taxes, title, destination fee and delivery/transport.

For additional information on Typhoon, call 1 800 SYCLONE.



**A word about this brochure.** We have tried to make it as comprehensive and current as possible. We reserve the right, however, to make changes at any time, without notice in prices, colors, materials, equipment, specifications and availability. Some Typhoon-specific equipment and features were provided by PAS, Inc., in cooperation with GMC Truck. Since some information may have changed since time of printing, please check with your GMC Truck dealer for complete details.

GMC, GMC Truck, Typhoon and Vortec are registered trademarks of General Motors Corporation.



BUCKLE UP, AMERICA!  
GENERAL MOTORS CORP.  
ALL RIGHTS RESERVED.  
LITHO IN U.S.A.

