

1992 GMC TRUCK™

JIMMY





THE STRENGTH OF EXPERIENCE

ITS CREATURE COMFORTS AREN'T ITS ONLY COMFORTS

As you glide quietly along in the plush interior of your new GMC Jimmy, we ask you to take note of features you probably didn't even know you needed: Truck features. **S**trengths and benefits that come from a heritage of over 80 years of trucks and multi-use vans from GMC Truck. This same expertise goes into our Jimmy. **T**he strength of double walls of steel. The high, proud view you get behind the wheel. **A**nd technology that can harness a powerful 4.3L V6 engine into a silken, hushed ride. All working to give GMC Truck its traditional high resale value. **S**o while this year could bring you the smoothest, most luxurious Jimmy ever built, don't think for a second it isn't every bit as tough as any GMC Truck. Just take a look at the following pages.

INDEX

The GMC Truck Heritage . . .	2-3
Engineering	4-5
4-Door Jimmy	6-7
Typhoon	8-9
4 x 4 Insta-Trac	10-11
2-Wheel Drive	12-13
Powertrain/Towing	14-15
SIT/SLE Trim Levels	16-17
SL/SLS Trim Levels	18-19
Color/Seating Availability	20
Dimensions & Technical Data	21
Exterior Equipment	22
Interior Equipment	23
Order Worksheet	23a
Quick Order EZ-Specs	23b
About GMC Truck	24
Owner Benefits	25

Cover:
The 1992 Jimmy (4 dr) with 4WD achieves a splendid balance between aggressive, go almost-anywhere utility and car-like convenience and comfort. Shown with SLE trim in Midnight Black and available equipment.

At left:
SIT-trim Jimmy with available 4WD shown with 2-Tone Garnet and Steel Gray Metallic, with available equipment. The school bus has a 1984 chassis by GMC Truck.

WHAT MAKES THE JIMMY A GMC TRUCK

TOUGH QUALITIES THAT GIVE GMC TRUCK ITS TRADITIONAL HIGH RE-SALE VALUE.

On the outside, it's clean, uncluttered and capable. Yet underneath, our Jimmy has one tough, tenacious attitude: The attitude of GMC Truck. For over 80 years our only business has been trucks. We've become masters of built-in durability. The Jimmy's frame, for instance, is of solid C-channel construction, with a box-shaped front section for added strength. There are double walls of steel in the hood, tailgate and most key areas in between. The 1992 Jimmy has reinforcements to pillars and roof headers for a sturdy build inside and out.

Both frame and sheet metal are treated with five layers of corrosion protection. In fact, our anti-corrosion program is so complete, we give you a 6 year/100,000 mile warranty against body sheet metal rust-through*. What's more, our Jimmy comes with standard 4-wheel anti-lock brakes.

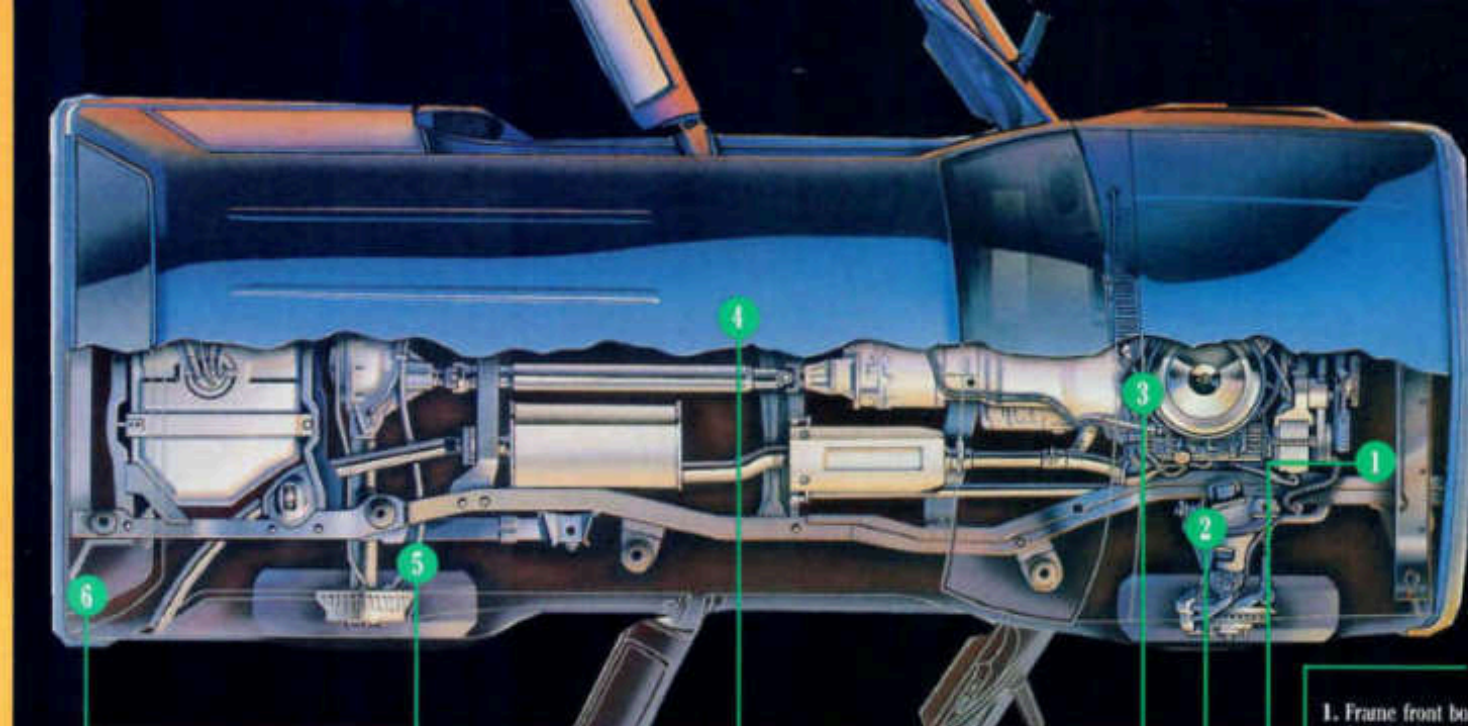
So when it's raining hard and the streets are slick, anti-lock brakes will help you stop while maintaining steering control. This, combined with steel-belted radial tires, gives you excellent all-season traction. Two-stage multileaf rear springs help smooth the ride by adjusting to load. And humming underneath it all lies Jimmy's real pride and glory: the 4.3L Vortec V6 engine. It deftly churns out 160 SAE net horsepower. This year, there's a new 1992 option for all Jimmys: The High Performance (HP) 4.3L V6 that one-ups our

standard engine with even more power and torque. Our instrument cluster is simple, with clean, easy to read gauges. Jimmy seats have been designed for a perfect combination of softness and support. It's no surprise that GMC Truck has had such a tradition of high resale value. So no matter how our new Jimmy delights you with its comfort, underneath it's built like a truck. So it lasts like a truck. A long, long time.

*See your GMC Truck Dealer for terms of the limited warranty.

Available electronic instrumentation with complete digital gauge (U52) is part of EZ-Spec (D4A and D4A8 packages).

At right: SLE-trim Jimmy (4 dr) with available 4WD shown in solid Frost White and available equipment. See pages 18 through 19 for listing of features included in each level.



1. Frame front boxed for added strength.
2. Fully independent front suspension.
3. 4.3L Vortec V6 has 160 SAE net horsepower.
4. Frame and sheet metal treated with 5 layers of corrosion protection.
5. Standard 4-wheel anti-lock braking system.
6. Double walls of steel in the hood and tailgate and most key areas in between.



HANDLES FAMILIES

AS WELL AS IT HANDLES THE ROAD

ROOMY INTERIOR FOR THE KIDS. LEATHER TRIMMED SEATS FOR YOU.

We thought of your kids, your groceries, what you do on your weekends, the road you drive to work and how you feel at the end of a day. We then incorporated it all into a new SLT Touring Package, designed exclusively for 4-door Jimmys. It's generous in every sense of the word. You can recline on butter-soft leather in the seating areas and feel like you're lounging in some impeccable living room. We added details

like a leather-wrapped steering wheel and leather door trim. We added a new Softride Suspension package (4WD only) including Delco®/Bilstein gas charged shocks and quiet, smooth riding tires, with standard 4-wheel anti-lock brakes. You get enough room to not only seat a big family of five, but to soothe them as well. And a new standard sound-suppression package that gives you the luxury of near silence even at highway speeds. So get into one today at your GMC Truck Dealer and listen to the quiet.

At right, Interior of SLT Touring Package has luxurious Ultra-soft leather in the seating areas in choice of charcoal or gray. Note new cup holder provision for coffee cup handle.

You have 35.2 cubic feet behind the rear seat for cargo.

With the rear seat folded down, there's room to load up to a total of 74.3 cubic feet behind the front seat.

At right, SLT is shown in Forest Green Metallic and Steel Gray Metallic.



THE SPORT COUPE OF SPORT UTILITIES

TO CREATE THE WORLD'S MOST TECHNOLOGICALLY ADVANCED SPORT UTILITY VEHICLE IT TOOK US 80 YEARS AND 6 SECONDS.

This Jimmy does what any good sports coupe should do: It makes you feel adventurous. And why not? Pair the most powerful standard V6 engine in its class with a shorter, easy-to-manuever wheelbase, and you'll definitely enjoy the ride. Standard front bucket seats round out our sports package. And your GMC Truck dealer has a GM Performance Parts Catalog to customize an already great ride. To use the words of Car and Driver: "[Any Jimmy] will make you let out a little whoop of delight, so favored is its



handsome face and so pleasing are its actions both on- and off-road." Now take a look at what just blew in from the vast imaginations of engineering know how. The new 1992 Typhoon. It's what happens when you intercool and turbocharge an already powerful 4.3L V6: 280 wild horses that go from 0 to 60 in a mere 6 seconds.* The purest performance. And it's surprisingly affordable. Typhoon is based on the specially modified GMC Truck that set a land speed record of 210,069 mph in the flying mile.* It's a symbol of absolute, undaunted technology: Full-time all-wheel drive puts Typhoon's raw power to the streets. 4-wheel anti-lock lets you stay in control even during hard stops. Typhoon! It could only come from the one company that eats, sleeps, breathes, and above all, dreams trucks: GMC Truck.

*1991 Buyers Guide
*On a test track with a professional driver.



Center. Shown in Midnight Black, Typhoon is also available in Aspen Blue Metallic, Bright Teal, Apple Red and Frost White. Shown with available luggage rack. Standard interior has leather in the seating areas.





Above: Available Electric Shift Transfer Case engages 4WD easily and quietly.

This Jimmy (2 dr) has available 4WD, is SLE trimmed and is shown in Aspen Blue Metallic and available equipment.

Interior is shown with Special Custom Cloth in Blue. Note Insta-Trac 4WD lever.



STABILITY TIMES FOUR

INSTA-TRAC® 4-WHEEL DRIVE: SO EASY TO USE, IT'S PATENTED.

The flick of a wrist will literally put you in control of even the most intimidating roads. Our Jimmy 4x4 comes standard with Insta-Trac

Shift-on-the-Fly. There's no stopping. No getting out of your Jimmy to lock the front hubs. It gets even simpler with available Electric Shift Transfer Case (NPI). Press the dash-mounted rocker switch and you're in 4WD. Absence of floor shift lever makes for more leg-roominess and it's quiet, too. All four wheels go to work with torsion bar independent front suspension. Power steering, power brakes and 4-wheel anti-lock brake systems are standard. And big, burly tires designed specifically for 4-wheel drive. Roads that used to terrorize you with a fine layer of frozen mist can be approached with confidence. Wooded trails that used to beckon are now yours to scout. For the adventure of off-roading. Or the adventure of rush hour in a snowstorm, drive Jimmy 4x4.

4x4 INSTA-TRAC



OUR EASIEST JIMMY TO GET INTO

TAKE ONE SMALL STEP INTO OUR MOST AFFORDABLE JIMMY.

It's 70 degrees outside and sunny. The perfect day for running errands. Lots of stops to make. Lots of hopping in and out. There are definitely times, places and climates where you just don't need a 4x4. You'll find

our 2-wheel drive Jimmy is an affordable choice. A lower independent front suspension makes it easy for, say, a fourth grader to hop in the back seat (while lugging along his science project). You still get the Jimmy's trademark roominess. Enough for some Little Leaguers, groceries, dry cleaning or taking the dog to the vet. And you still get the same standard powerful 4.3L V6 engine and reliable four-wheel anti-lock brakes. But we've used coil springs as opposed to torsion bars, so the ride isn't quite as stiff and burly. Coil springs, shock absorbers, and smaller tires with street treads help smooth the ride. So when you hit a pothole you don't bounce-bounce-bounce. You just flow gracefully along. And let's face it, 2-wheel drive Jimmys save you money right out of the showroom with a lower sticker price than a 4x4.

2-WHEEL DRIVE



That 28.1 cubic feet of loading space behind the bench on 2-door Jimmys comes in handy. Available (P16) exterior spare tire carrier adds convenience and volume.


At right. Shown here in sporty SLS trim, this 2WD Jimmy (2 dr) has Apple Red paint and available equipment.





Standard on all Jimmys is the 160 SAE net horsepower V6, the Vortec. See your GMC Truck dealer for information on recommended towing equipment and ask for a '92 Trailering Guide.

Below. This Jimmy (4dr) has available 4WD and is shown in the new Bright Teal paint with available equipment.



THE MOST STANDARD V6 POWER IN ITS CLASS

ENGINES THAT PULL THEIR WEIGHT ...AND THEN SOME. Start with a 4.3L Vortec V6. Push it to 160 SAE net horsepower at 4000 RPM and 230 lb-ft torque at 2800 RPM. It's the 4.3L V6 success story. Add electronic fuel injection to assure you of quick starts on bitter cold mornings. Overdrive

transmission to help preserve the engine by letting it cruise at reduced RPMs. Now for 1992, magic has been worked on the 4.3L V6 to bring you the optional High Performance 4.3L V6 (HP). And we mean magic: 200 SAE net horsepower at 4500 RPM; 260 lb-ft torque at 3600 RPM. Quite a rush, especially when paired with other perks like the required optional automatic transmission with torque converter clutch. Central port electronic fuel injection. And, perhaps most notably, special new balance shafts that minimize engine vibration at higher RPMs. A Jimmy properly equipped with the standard or high performance engine can tow a big, booming 6,000 pounds.* 300 pounds better than the next best.†

*When properly equipped. Includes trailer, passengers, cargo and equipment.
†Excludes other GM products.

POWERTRAIN/TOWING

TRIM LEVELS

THE TERM "PLUSH" IS NO LONGER LIMITED TO LUXURY SEDANS

OUR NEW APPROACH TO TRIM LEVELS LETS YOU HAVE WHATEVER YOU WANT.

When describing our top trim packages, it's tempting to use terms normally reserved for upscale sedans: posh, luxurious, well-appointed. From deep-cushioned seating to simple, readable instrumentation, our new SLT and SLE Jimmys are the epitome of the good life. Whether you prefer the Ultra-soft leather in the seating areas of our SLT model, or the Custom Cloth of SLE, we're quite certain you'll feel good inside any new Jimmy, especially with

the spring seat construction. We offer a host of options to make sure you have every amenity right at your fingertips. New this year, GMC Truck lets you add any option package to any trim level. For example, you can outfit a base trim level with most available features. Or take our SLE trim and add just the basic necessities. This way, you're sure to get a Jimmy that suits you perfectly. Here's a highlight of standard features. For a full list of both standard and available options, see fold-out pages 22 and 23.

SLT TRIM/4-DOOR



GMC Truck's most luxurious level Jimmy for 1992 is engineered with distinction. It's for those discerning drivers who choose to blend a boulevard ride and a whisper-quiet interior with the ruggedness and safety of this refined 4WD utility vehicle. The SLT Touring Package contains:

- Ultra-soft leather in the seating areas with reclining front buckets and a folding rear bench with center armrest.
- Leather trim accents on door panels.
- Tiltwheel™ Steering with leather-wrapped steering wheel.
- Softride Suspension (only w/4WD), including Delco®/Bilstein gas-charged shocks and five P235/75R-15 all-season, steel-belted radial tires.
- Special sound suppression package.
- Power windows and door locks.
- Premium AM/FM/cassette stereo sound, with equalizer. (An AM/FM/CD stereo, is available).
- Rear window wiper/washer.



SLE TRIM/4-DOOR



The comfortable SLE-level Jimmy for 1992 achieves a thoroughly satisfying balance between GMC Truck general purpose usefulness and car-like ease of operation and convenience. The exterior of this 4-door Jimmy SLE has the following features:

- Body color bumpers, with rub strip.
- Black finished door handles and lock cylinders.
- Chrome and dark gray molded grille.
- Black RH and LH below-eye-level mirrors.
- Bright wheel opening moldings and gray body side moldings with bright inserts.
- SLE plaque.
- Bright tailgate trim, with black applique.
- Five all-season, steel-belted radial tires.
- Four rally wheels, with black center insert. (Gray steel wheels with trim rings on 4WD.)
- Standard 6-passenger seating, w/front bench.



SLE TRIM/2-DOOR



If you're looking for a slightly leaner and more compact Jimmy in SLE trim, try this 2-door. It has all the up-level exterior trim and engineering attributes of the 4-door at left. Now just look at all the SLE interior features:

- Choice of four interior colors.
- Tinted glass on all windows.
- New high-back, reclining bucket seats w/folding seat backs; choice of Custom Vinyl, Special Custom Cloth, or Ultra-soft leather in the seating areas.
- AM/FM stereo radio, electronically tuned, with seek/scan, digital clock and fixed mast antenna.
- Deluxe heater/defroster, with side window defogger vents.
- Door-operated courtesy and front/rear dome lamps, w/bright trim.
- Convenience tray.
- Rearview mirror, with dual reading lamps.
- Color-keyed cowl kick panels; carpeted rear quarter & endgate panels; front/rear floor mats; full cover carpeting; RH/LH sunshades w/mirror on right.
- Black plastic door sill plate; color-keyed plastic endgate scuff panel.



From left, SLT has (ZY2) conventional 2-tone with Garnet (*48) upper and (*90) Steel Gray Metallic paint treatment. SLE is shown with solid (ZY1) Aspen Blue Metallic (*24). Jimmy (2 dr) in SLE has solid Frost White (*12) paint. Last two w/EZ-Spec Group 4, and available electric mirrors (D48).

Interiors, from left: SLT Touring Package is shown with standard Ultra-soft leather in the seating areas. SLE has Gray Special Custom Cloth w/bench front seat, providing seating for six. Jimmy (2 dr) SLE has reclining buckets in Blue Special Custom Cloth.



TRIM LEVELS

EVEN OUR STANDARD TRIM ISN'T STANDARD

THE PERFECT COMBINATION OF STYLE AND DURABILITY.

How could you call a choice of ten bold, shiny paint colors "standard?" Or interior seating that provides the perfect blend of support and softness? Our SL trim level creates its own new standards to bring you Jimmys that are pleasing inside and out. Yet with the SL trim level, we kept both the "sport" and the "utility" in mind. With SLS, you'll appreciate accents like chrome on the bumpers and grille, and gray body side moldings. Deluxe Custom Cloth upholstery on SLS, and Custom

Vinyl on SL trim make for a comfortable and practical environment. Ideal for a day at the beach, including kids, sand and one very wet family dog. Other available amenities like an AM/FM stereo with seek-scan, air conditioning, or a handy floor console, put convenience within easy reach. And, as mentioned earlier, you can order any option package with any trim level. Take a look at the highlights of our sportiest trim packages. For a complete listing of standard and available options, see fold-out pages 22 and 23.

SL TRIM/2-DOOR



There's nothing "base" about this entry-level Jimmy for 1992. The 2WD SL (2 dr), shown above is trimmed to a "t," for GMC Truck:

- Choice of 10 colors.
- Chrome bumpers, with black rub strips.
- Chrome & dk. gray molded grille & headlamp marker bezels.
- Gray-painted wheels and bright metal hub caps.
- Black finished door handles and lock cylinders.
- Five all-season, steel-belted radial tires.
- High-back bucket seats with folding backs in leather grained Custom Vinyl.
- AM/FM stereo radio, electronically tuned, with seek/scan, digital clock and fixed mast antenna.
- Deluxe heater/defroster, with side window defogger vents.
- Color-keyed plastic door panel, with map pocket and housing in door latch release area.
- Color-keyed carpeting, padded RH and LH sunshades and cloth cover on full foam headliner.
- Engine compartment lamp.



SLS TRIM/4-DOOR



GMC Truck's SLS trim level accentuates Jimmy's rugged reliability and sporting heritage. The specifics listed here are in addition to features on Jimmy SL and/or they are upgrades:

- Choice of five colors in solid paint scheme.
- Body color bumpers, with rub strips.
- Body color and dark gray grille, with matching headlamp bezel.
- Black wheel opening moldings; tailgate applique and trim; RH and LH below-eye-level mirrors.
- Choice of two interior colors, Blue and Black.
- High-back, reclining front bucket seats in Deluxe Custom Cloth.
- AM/FM stereo radio, electronically tuned, with seek/scan, digital clock and fixed mast antenna.
- Deluxe heater/defroster, with side window defogger vents.
- Black sport 4-spoke steering wheel, with leather wrap.
- Color-keyed cowl kick panels; carpeted lower rear quarter and end-gate panels; padded RH and LH sunshades, with mirror on right-hand sun shade.



SLS TRIM/2-DOOR



Even without available 4WD, Jimmy makes for a multitude of potential utility in daily driving. The Jimmy (2 dr) shown above includes:

- Five all-season, steel-belted radial tires.
- Gray-painted cast aluminum wheels in 2WD models (Gray-tinted aluminum wheels with black-painted vents and lug nut pockets and a "4x4" logo on 4WD).
- Halogen headlamps.
- Hood insulator and cowl-to-fender seals.
- Floor console, with cupholder.
- Convenience tray.
- Color-keyed front and rear floor mats and full floor carpeting.
- Entry-assist grab handles, front and rear.
- Tinted glass on all windows.



From left, SL (2 dr), 2WD is shown in (ZY1) solid Steel Gray Metallic (#90), and available Rally wheels. SLS (4 dr), center, with available 4WD and available electric mirrors (D48), has (ZY1) Midnight Black (#19) paint. Jimmy SLS (2 dr) has (ZY1) solid Apple Red (#72) paint. Last two w/EZ-Spec Group 4.

Interiors, from left: Jimmy SL shown with Charcoal Custom Vinyl buckets. SLS has Deluxe Custom Cloth buckets in Charcoal, same is shown with SLS at right.

COLOR AND TRIM

EXTERIOR COLORS

Midnight Black #19

Aspen Blue Metallic #24

Light Blue #26

Royal Blue Metallic #47

Garnet #48

Steel Gray Metallic #90

Forest Green Metallic #44

Apple Red #72

Bright Teal #25

Frost White #12



Solid (ZY1) paint is available in a wide choice of colors.



Conventional two-tone (ZY2) is available in all ten 1992 Jimmy colors, with lower accent paint on SLE trim.



Special 2-tone (ZY3) combinations are available in Midnight Black and Apple Red, or Garnet and Apple Red in SLS only.

See your GMC Truck dealer for details.

EXTERIOR-INTERIOR COLOR COMPATIBILITY

EXTERIOR SOLID COLORS	CODE	INTERIOR TRIM COLORS			
		GRAY	BLUE	GARNET	CHARCOAL
Midnight Black	19	■	■	■	■
Aspen Blue Metallic	24	■	■	■	■
Light Blue	26	■	■	■	■
Royal Blue Metallic	47	■	■	■	■
Garnet	48	■	■	■	■
Steel Gray Metallic	90	■	■	■	■
Forest Green Metallic	44	■	■	■	■
Apple Red	72	■	■	■	■
Bright Teal	25	■	■	■	■
Frost White	12	■	■	■	■

MODEL SELECTOR/SEAT AVAILABILITY

Body Type	Drive Type	Trim Level	Front Bucket Seats	Front Bench Seat	Rear Bench Seat	Total Available Passenger Capacity	Cargo Capacity (cu ft)*
2-DR	2WD	SL/SLS/SLE	Std	N/A	Avail	2-4	67.3
2-DR	4WD	SL/SLS/SLE	Std	N/A	Avail	2-4	67.3
4-DR	2WD	SLS	Std	N/A	Avail	2-5	74.3
4-DR	4WD	SLS	Std	N/A	Avail	5	74.3
4-DR	2WD	SLE	Avail	Std	Avail	5-6	74.3
4-DR	4WD	SLE	Avail	Std	Avail	5-6	74.3

*With rear seat folded down
N/A-Not available.



SELECTED OPTIONS



◀ Compact disc player with Premier Speaker System (UIC).



◀ Electric shift transfer case (NP1).



◀ Upper body stripe (D98).



◀ Electric outside rearview mirrors (D48).



◀ 4.3L High Performance (HP) V6, with central port electronic fuel injection, available with automatic transmission only (L35).

Wheels for Jimmy: clockwise from top left, (N60) gray-paint, available Cast Aluminum for 2WD; (ZJ7) Rally with trim ring; (N90) gray tint available Cast Aluminum for 4WD; standard steel with hubcap for 2WD; standard 14-hole wheel for 4WD.

▶
S-Standard
A-Available
1-Except windshield and front side door glass.
2-D96 Body Beltline Striping available.
3-Includes red striping on lower body sides and tailgate.
4-P06 Wheel Trim Rings (bright) available.
5-Included in ZM7 Driver Convenience Package

EXTERIOR EQUIPMENT

MODEL - JIMMY

TRIM LEVEL		2-DOOR			4-DOOR		
		SL (STD)	SLS (YC3)	SLE (YC2)	SLS (YC3)	SLE (YC2)	SLT (YC9)
AIR DAM WITH FOG LAMPS	4x2 models only	A	A	A	A	A	—
BUMPER, FRONT AND REAR	Chromed with gray rub strips	S	—	—	—	—	—
	Painted (body color) with gray rub strips	—	S	S	S	S	—
	Painted lower body color with gray rub strips	—	A	A	A	A	S
CARRIER, ROOF-MOUNTED LUGGAGE-BLACK	Includes rear window air deflector with black finish roof rack	A	A	A	A	A	A
CARRIER, TAILGATE-MOUNTED FULL-SIZE SPARE TIRE	Includes black spare tire cover with Jimmy name	A	A	A	A	A	A
DOOR HANDLES AND LOCK CYLINDERS GLASS	Black finish	S	S	S	S	S	S
	Tinted, all windows	S	S	S	S	S	—
	Deep-tinted, all windows ¹	A	A	A	A	A	A
GRILLE WITH INTEGRAL HEADLAMPS/SIDE MARKER LAMP BEZELS	Chromed with dark gray	S	—	S	—	S	S
	Body color with dark gray	—	S	—	S	—	—
MIRRORS	Dual outside, below-eyeline, black	S	S	S	S	S	S
	Dual outside, electric remote-controlled, black	A	A	A	A	A	A
	Bodyside-gray with bright trim	—	—	S	S	S	S
MOLDINGS	Wheel opening-bright	—	—	S	—	S	S
	Windshield-black	S	S	S	S	S	S
	Solid paint in choice of 10 colors	S ²	—	S ²	—	S ²	—
PAINT/STRIPING	Solid paint in choice of 5 colors	—	S ³	—	S ³	—	—
	Conventional 2-tone paint using Steel Gray Metallic as secondary color in 9 combinations	—	—	A ²	—	A ²	S
	Special 2-tone paint in choice of 10 color combinations; includes body striping at beltline	A	A	—	A	—	—
TAILLAMP TRIM	Black	S	S	—	S	—	—
	Bright	—	—	S	—	S	S
WHEELS/WHEEL TRIM, 4x2 MODELS	Steel wheels painted gray	S ⁴	—	—	—	—	—
	Rally with black center inserts, trim rings and red GMC letters	—	—	S	—	S	—
	Cast aluminum (gray paint finish)	A	S	A	S	A	S
WHEELS/WHEEL TRIM, 4x4 MODELS	Steel wheels painted gray	S ⁴	—	—	—	—	—
	Steel wheels painted gray w/trim rings	—	—	S	—	S	—
	Cast aluminum (gray tint finish)	A	S	A	S	A	S

FUNCTIONAL EQUIPMENT

MODEL - JIMMY

TRIM LEVEL		2-DOOR			4-DOOR		
		SL (STD)	SLS (YC3)	SLE (YC2)	SLS (YC3)	SLE (YC2)	SLT (YC9)
COLD CLIMATE PACKAGE		A	A	A	A	A	A
HEADLAMPS	Halogen-type	S	S	S	S	S	S
HOOD BLANKET		S	S	S	S	S	S
HOOKS, FRONT TOW	4x4 models	S	S	S	S	S	—
SPARE TIRE	Full-size spare tire with steel spare wheel and tire cover	S	S	S	S	S	S
	Outside mount w/cover	A	A	A	A	A	A
SOFTIDE SUSPENSION		—	—	—	—	—	S
WINDSHIELD WIPER/WASHER SYSTEM	Conventional	S	S	S	S	S	S
	Intermittent	A ⁵	A ⁵	A ⁵	A ⁵	A ⁵	A
	Tailgate window	A	A	A	A	A	A

INTERIOR EQUIPMENT

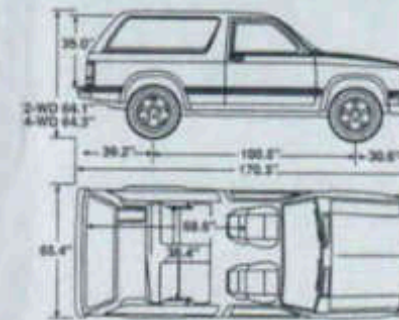
MODEL - JIMMY	2-DOOR			4-DOOR		
	SL (STD)	SLS (YC3)	SLE (YC2)	SLS (YC3)	SLE (YC2)	SET (YC9)
TRIM LEVEL						
AIR CONDITIONING	A	A	A	A	A	A
CLOCK, ELECTRIC DIGITAL	S ¹	S ¹	S ¹	S ¹	S ¹	S ¹
COAT HOOK, LEFT/RIGHT HAND	S	S	S	S	S	S
CONSOLE, FLOOR-MOUNTED W/CUPHOLDER	A	S	S	S	A	S
CONVENIENCE PACKAGES						
Intermittent windshield wipers/Tiltwheel™ steering combination	A	A	A	A	A	A
Power door lock/power window combination	A	A	A	A	A	S
Electric tailgate window release/delugger combination	A	A	A	A	A	A
FLOOR COVERING						
Charcoal rubber, full floor	A	—	—	—	—	—
Color-keyed carpet, full floor	S	S	S	S	S	S
FLOOR MATS, REMOVABLE						
Color-keyed front and rear	A	S	S	S	S	S
FLOW-THROUGH VENTILATION	S	S	S	S	S	S
GLOVEBOX WITH LOCK AND LIGHT	S	S	S	S	S	S
GRAB HANDLES, OVERHEAD						
RH front door	S	S	S	S	S	S
Rear	S	S	S	S	S	S
HEADLAMP WARNING BUZZER	S	S	S	S	S	S
HEADLINER						
Color-keyed	S	S	S	S	S	S
GAGES						
Speedometer, odometer, trip odometer, fuel, voltmeter, engine temperature and oil pressure	S	S	S	S	S	S
Electronic instrumentation with trip odometer and tachometer	A	A	A	A	A	A
KEY-IN-IGNITION WARNING BUZZER	S	S	S	S	S	S
LAMPS						
Front and rear dome	S	S	S	S	S	S
Courtesy LH/RH	S	S	S	S	S	S
Ashtray	S	S	S	S	S	S
Glove box	S	S	S	S	S	S
Engine Compartment	S	S	S	S	S	S
LIGHTER, CIGARETTE	S	S	S	S	S	S
MIRRORS						
10" rearview, conventional	S	—	—	—	—	—
10" rearview with dual reading lamps	—	S	S	S	S	S
RH visor, unlighted (4-Dr. LH and RH)	—	S	S	S	S	—
LH & RH visor, lighted	A	A	A	A	A	A
RADIOS, ELECTRONICALLY TUNED						
AM/FM stereo	S	S	S	S	S	S
AM/FM stereo with cassette tape player	A	A	A	A	A	—
AM stereo/FM stereo with graphic equalizer and stereo cassette tape player with search-repeat ^{2†}	A	A	A	A	A	A
AM stereo/FM stereo w/compact disc player and 4 premium speakers ³	A	A	A	A	A	A
AM Radio	A ⁴	A ⁴	A ⁴	A ⁴	A ⁴	—
SEATS						
Fixed back front bench with head restraints	—	—	—	—	S	—
High-back cloth front bucket, LH & RH (SL Vinyl)	S	S	S	S	A	—
Front bucket, w/leather in seating areas	—	A	A	—	—	S
Folding rear bench	A ¹	A ¹	A ¹	A ¹	A ¹	S ²
SEAT BACK, BUCKET						
Folding feature	S	S	S	—	—	—
EZ-entry feature (RH seat)	S	S	S	—	—	—
Reclining feature	A	S	S	S	S	S
STEERING WHEEL						
Deluxe, black 4-spoke	S	S	S	—	S	—
Leather wrap 4-spoke	—	S	A	S	A	S
SUNSHADES, LEFT/RIGHT HAND	S	S	S	S	S	S
TRIM PANELS, DOOR						
With map pockets (front only)	S	S	S	S	S	S
With LH coin holder (front only)	—	S	S	S	S	S
With armrests	S	S	S	S	S	S
With cloth inserts & carpet trim	—	S	S	S	S	—
With leather upper inserts, carpeted lower	—	A ⁵	A ⁵	—	—	S

TYPHOON (Z79). A unique vehicle in the Jimmy lineup, its standard equipment includes: Turbocharged 4.3L V6 • all-wheel drive • 4-wheel anti-lock braking system • automatic transmission • Cruise Control • special sports suspension • aluminum (turbine design) wheels • and a unique paint and trim appearance. Among its other special fittings are: Leather-trimmed sport buckets with lumbar and other adjustments • leather-trimmed folding rear bench • unique leather-wrapped steering wheel • unique AM/FM/cassette stereo with seek/scan/repeat and graphic equalizer • air conditioning • complete analog instrumentation with 120 mph speedometer and turbo pressure gauge • floor shifter with console and two cup holders • fully carpeted interior with carpet floor mats. So complete, in fact, and top-of-the-line is Typhoon's standard equipment that the only upgrade option available is a CD player. Typhoon is available in Midnight Black, Aspen Blue Metallic, Bright Teal, Apple Red and Frost White paint. Ask your GMC Truck dealer for details.

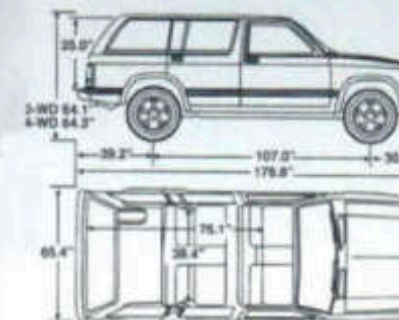
⁵-Standard
^A-Available
¹-Included with standard radio.
²-Also includes seek-scan, digital clock, stereo speakers and mast-type antenna.
³-Includes padded armrests (and zippered storage pockets with YC2/YC3 trim) on rear wheelhousings.
⁴-Standard on 4-door 4x4 models w/armrest.
⁵-Requires leather seats.
⁶-Only available with Package 1.
[†]-C-Quan[®] Receives C-Quan[®] AM stereo broadcasts. Most AM stations across the country broadcast in C-Quan but some do not. Check your local stations for compatibility in your area.

DIMENSIONAL DATA

2-DR MODELS



4-DR MODELS



ENGINE TECHNICAL DATA

FUEL	Gasoline		
	4.3L V6	4.3L V6 (HP)	Turbocharged/Intercooled 4.3L V6
Capacity/Configuration/Cylinders	4.3L V6	4.3L V6 (HP)	Turbocharged/Intercooled 4.3L V6
Ordering Code	LB4	L35	LB4/279
Cubic Inch Displacement	262	262	262
Bore and Stroke, inches	4.0 x 3.48	4.0 x 3.48	4.0 x 3.48
Compression Ratio	9.3:1	9.1:1	8.35:1
Fuel Delivery	Electronic Fuel Injection	Central Port Electronic Injection	Port Electronic Fuel Injection
SAE net Horsepower @ rpm	160 @ 4000	200 @ 4500	280 @ 4400
SAE net Torque (lb-ft) @ rpm	230 @ 2800	260 @ 3600	360 @ 3600

GROSS COMBINATION WEIGHT RATING (GCWR)¹

Engine	GCWR (lb) by Engine and Axle Ratio			
	7500	8000	8500	9500
	Axle Ratio With Automatic Transmission			
4.3L Vortec V6	—	—	3.08 ²	3.42 ²
	Axle Ratio With Manual Transmission ³			
4.3L Vortec V6	3.08 ²	3.42 ²	—	—

1—Includes tow trailer, passengers, cargo and equipment on tow vehicle and trailer. 2—Above GCWR reduced by 1000 lb if tow vehicle is equipped with available P235/75R 15 on-off road tires. 3—K04 engine oil cooler required for trailers over 2500 lb. 4—GCWR is reduced by 500 lb if vehicle is equipped with available P235/75R 15 on-off road tires.

TECHNICAL INFORMATION

DRIVE TYPE	2-Wheel		4-Wheel		All-Wheel
BODY TYPE	2-door utility	4-door utility	2-door utility	4-door utility	2-door utility
MODEL NUMBER	TS10516	TS10506	TT10516	TT10506	TT10516
GVW RATING, lb.	4350	4850	4700	5100	4700
MAXIMUM PAYLOAD, lb.	1169	1481	1215	1388	900
ENGINE/TRANSMISSION AVAILABILITY	(consult your GMC Truck dealer for available axle ratios)				
4.3L Vortec V6/5-speed manual overdrive	standard ⁴		—		
4.3L Vortec V6/4-speed automatic overdrive	available		—		
4.3L Turbocharged/Intercooled V6/4-speed automatic overdrive	—		—		standard
FRONT SUSPENSION	independent; coil springs		independent; torsion bars ¹		independent; torsion bar
Capacity, lb.	2200	2200	2400	2400	2400
Shock absorber diameter, mm	25 (LPG)	32	32	32	25
Stabilizer bar diameter, inches	1.14		1.26		1.26
REAR SUSPENSION	semi-elliptical 2-stage multi-leaf springs				
Axle capacity, lb.	2900	2900	2900	2900	2300
Spring capacity, lb. ²	1300	1450	1350	1450	1200
Shock absorber diameter, mm	25	25	32	32	25
BRAKES	hydraulic; front disc/rear drum				vented disc/rear drum
Anti-lock system	—				4-wheel
Vacuum booster	—				standard
Parking	—				cable to rear wheels
STEERING (ratio)	fixed integral power (17.5:1)				
TIRES	all-season steel-belted, radial-ply, blackwall; front, rear and spare				
Standard (F/R capacity)	(5) tubeless all-season SBR		P205/75R 15 BW (1453 lbs)		4 tubeless all-season SBR P245/50VR 16 BW (1350 lbs)
Available	various; consult your GMC Truck dealer for details				none
FUEL TANK CAPACITY, gallons	20				
FREEDOM BATTERY	12-volt negative ground; 525 Cold Cranking Amps				12-volt negative ground 630 Cold Cranking Amps
ALTERNATOR AMPS	100				

1—ZM6 Suspension Package available on 2-door models; requirements and inclusions not listed below; see your dealer for details. 2—At ground, each. 3—Tire chains should not be used with available P235/75R on-off road tires as they can damage the vehicle. 4—Not available with 4.3L V6 (HP).

Your GMC Truck dealer can make it easy for you to buy or lease your new GMC Truck vehicle through GMAC. With GMAC the entire transaction can be handled right in the showroom. While buying gives you the traditional advantages of ownership, leasing offers other advantages. With GMAC leasing you can drive up to 15,000 miles a year without penalty. At the end of the lease, you have the option of purchasing your vehicle at an amount determined at the inception of the lease.

IMPORTANT: A WORD ABOUT THIS CATALOG

We have tried to make this catalog as comprehensive and factual as possible. We reserve the right, however, to make changes at any time, without notice, in prices, colors, materials, equipment, specifications, models and availability. Also, tires shown in illustrations are supplied by various manufacturers. Since some information may have changed since the time of printing, please check with your GMC Truck dealer for complete details.

A WORD ABOUT ENGINES.

GMC Truck models are equipped with engines produced by different operating units of GM, its subsidiaries or suppliers to GM worldwide.

A WORD ABOUT ASSEMBLY OF GMC TRUCK MODELS.

GMC Truck models are assembled by different operating units of General Motors, its subsidiaries or suppliers to GM worldwide. GMC Truck models incorporate thousands of components produced by different operating units of GM, its subsidiaries or suppliers to GM worldwide. We sometimes find it necessary to produce GMC Truck models with different or differently sourced components than originally

scheduled. All such components have been approved for use in GMC Truck models and will provide the quality performance associated with the GMC Truck name. Since some options may be unavailable when your vehicle is assembled, we suggest you verify that your vehicle includes the equipment you ordered or, if there are changes, that they are acceptable to you.

A WORD ABOUT UPDATED SERVICE INFORMATION.

GMC Truck Division regularly sends its dealers useful service bulletins about GMC Truck products. GMC Truck Division monitors product performance in the field. We then prepare bulletins for servicing our products better. Now you can get these bulletins, too. Ask your dealer. To get ordering information, call toll free 1-800-551-4123.

A WORD ABOUT CORROSION PROTECTION

GMC Truck models are designed and built to resist corrosion. All body sheet metal components are warranted against rust-through corrosion for 6-years/100,000 miles. See your dealer for terms and conditions of the limited warranty. Application of additional rust inhibiting materials is not required under the corrosion coverage.

Because it's from GMC Truck, your new Jimmy comes with many significant benefits, among them: the added safety of standard 4-wheel anti-lock brakes on both 2- and 4-door models. In addition, from its comprehensive Bumper to Bumper Plus warranty to its long list of standard safety features, your new Jimmy is also one of the best protected vehicles in our history. We invite you to read about these important benefits.

1992 GMC TRUCK SAFETY FEATURES

OCCUPANT PROTECTION:

Manual lap/shoulder safety belts, outboard front and rear seat positions Manual lap safety belts, center front/rear seat positions, where applicable Energy absorbing steering column Energy absorbing instrument panel Energy

absorbing seat back tops

Interlocking door latches Safety armrests Inertia-locking, folding front seat backs Break-away day/night inside rearview mirror Security door locks and door retention components Laminated windshield glass Tempered safety glass side and rear windows.

ACCIDENT AVOIDANCE:

Side marker lamps and reflectors Parking lamps that illuminate with headlamps Four-way hazard warning flashers Back-up lamps Directional signal control with lane change feature Windshield washer, defroster and multi-speed wipers Outside left and right rearview mirrors Brake system with dual master cylinder and warning light Starter safety switch Dual action hood latch Low glare finish on inside windshield moldings, wiper arms and blades, metallic steering wheel surfaces Dual sun visors Illuminated heater

and defroster controls Tires with built-in tread wear indicators Audible brake lining wear indicators, w/disc brakes Four wheel anti-lock brake system Safety road wheel rims Pressure relief fuel cap.

1992 GMC TRUCK WARRANTY



Your new Jimmy is protected by one of the most comprehensive warranties in the industry: GM's Bumper to Bumper Plus. The entire vehicle (except tires, which are covered by their manufacturer) is warranted for repairs, including parts and labor, to correct defects in materials or workmanship for 3 years or 36,000 miles. This warranty is transferrable and covers towing to the nearest GM dealer should towing be necessary. In addition, any body

LOW MAINTENANCE

Another benefit of your new Jimmy is its low required maintenance. Traditional engine tuneups, for example, are virtually eliminated. Depending on your type of driving, oil changes are recommended only every 6 months or 7,500 miles. Be sure to read the owner's manual for the complete maintenance schedule for your vehicle and type of driving you do.

Finally, the benefits of your new GMC Jimmy extend beyond the vehicle itself. See the back cover of this catalog for highlights of GMC Truck's Commitment Plus and new Roadside Assistance Program.

COMMITMENT PLUS:

A CUSTOMER SATISFACTION PROGRAM AS DISTINCTIVE AS THE JIMMY ITSELF.

Our goal is to make your new Jimmy the most rewarding vehicle you've ever owned. We want you to be satisfied with the service, care and consideration of your GMC Truck dealer. To that end, we and the more than 2400 GMC Truck dealers have developed Commitment Plus. Among its benefits to you:

- Roadside assistance — available to you 24 hours a day. Dialing a 1 (800) number gives you access to emergency services such as towing, tire change assistance, locksmith services, and more for as long as you own your Jimmy.
- Keeping in touch with you throughout your ownership with one thought in mind... complete customer satisfaction.
- Complimentary 3000-mile inspection and maintenance service, including oil and oil filter change.
- A complimentary full tank of fuel upon delivery.
- See your GMC Truck dealer for full details on this important additional benefit of GMC Truck ownership. Applies to retail sales only.

GMC is a registered trademark and GMC Truck is a trademark of General Motors Corp. © 1991 GM Corp. All rights Reserved.

GM[®], GMAC[®], Jimmy[®], Vortec[®], Insta-Trac[®] and Delco[®] are registered trademarks of General Motors Corporation.

GMC Truck[™] and Commitment Plus/GMC Truck Logo[™] are trademarks of General Motors Corporation.

5001-92

Little is USA

