

2014

# S AVANA

GMC | WE ARE PROFESSIONAL GRADE





**2014 GMC SAVANA** . Continuous innovation results from a dedication to engineering Professional Grade vehicles. From the beginning, GMC has been committed to the highest standards of design and engineering—combining refinement, performance and ingenuity to create precision-crafted vehicles that continuously exceed expectations. That's why the 2014 Savana is built to keep any operation organized and in control. The first full-size van to offer all-wheel drive, Savana provides the broadest V-8 engine lineup in its class, giving you all the tools you need to succeed. And now GMC's Pro Grade Protection is standard on every 2014 Savana. Learn more about this enhanced peace of mind on page 14. GMC. We Are Professional Grade.

SAVANA PASSENGER VAN IN DEEP BLUE METALLIC (left)  
SAVANA CARGO VAN IN SUMMIT WHITE (right)  
Vehicles shown with available equipment.



**MODELS**

- 2 Passenger
- 4 Cargo
- 6 Interior

**FEATURES & BENEFITS**

- 10 Interior
- 11 Technology
- 11 Exterior
- 12 Powertrain
- 13 Chassis & Suspension
- 15 Safety


**SELECTION**

- 16 Exterior Colors
- 16 Interior Colors
- 17 Specifications

SAVANA PASSENGER VAN IN QUICKSILVER METALLIC  
shown with available equipment.

Carry a crowd thanks to the strength of the  
available Duramax Diesel, pg. 12.





Maintain control in virtually any road condition with StabiliTrak, pg. 13.

## MODELS

### CARRIES LOADS OF PEOPLE, CARGO AND VERSATILITY.

GMC engineers anticipated your needs with Savana Passenger and Cargo vans. Which is why from the eight-passenger 1500 Series to the available extended-wheelbase, 15-passenger 3500 Series, the range of Savana Passenger Vans has the capacity to go beyond mere utility. The Savana Cargo Van does the same when it comes to cargo hauling. It's engineered in multiple configurations, with as much as 10,000 pounds of maximum trailering strength<sup>1</sup> and 313.9 cubic feet of maximum cargo volume.<sup>2</sup>

<sup>1</sup>Maximum trailer weight ratings are calculated assuming a base vehicle, except for any optional(s) necessary to achieve the rating, plus driver. The weight of other optional equipment, passengers and cargo will reduce the maximum trailer weight your vehicle can tow. See your GMC dealer for additional details. <sup>2</sup>With passenger seat removed. Cargo and load capacity limited by weight and distribution.

SAVANA CARGO VAN IN SUMMIT WHITE  
shown with available equipment.

No other competitor offers this kind of access, with  
available driver-side swing-out cargo doors, pg. 10.



Even if you're in business for yourself, you're not alone with Business Choice, pg. 17.



SAVANA INTERIOR IN MEDIUM PEWTER  
shown with available equipment.

Head in the right direction with the available  
touch-screen Navigation System, pg. 10.



Accommodate up to 15 with flexible and comfortable seating configurations, pg. 10.

Keep your hands on the wheel, thanks to available Bluetooth® for phone,<sup>2</sup> pg. 10.

**OUT AND ABOUT, NOT OUT OF TOUCH.** When you're moving from one job site to another, connectivity is king. Fortunately, Savana offers a van-load worth of innovative technologies to keep you connected, including available dealer-installed Wi-Fi.<sup>3</sup> To discover all the ways to connect, turn to page 11.

<sup>1</sup>Map coverage available in the United States, U.S. Virgin Islands, Puerto Rico and Canada. <sup>2</sup>Go to [gmtotalconnect.com](http://gmtotalconnect.com) to find out which phones are compatible with the vehicle. <sup>3</sup>Monthly rates apply. Visit [autonetmobile.com](http://autonetmobile.com) for coverage map and details.

**FEATURES & BENEFITS**

**PROFESSIONAL GRADE:  
A USER'S GUIDE.**

Every one of Savana's components is engineered to a level of excellence we call Professional Grade. The result is uncompromising versatility, highly capable performance and innovation. What follows are detailed insights into how these features—including Pro Grade Protection—contribute to Savana's full range of capability.



\*Maximum trailer weight ratings are calculated assuming a base vehicle, except for any option(s) necessary to achieve the rating, plus driver. The weight of other optional equipment, passengers and cargo will reduce the maximum trailer weight your vehicle can tow. See your GMC dealer for additional details.

**SAVANA 2500 CARGO VAN IN SUMMIT WHITE**  
shown with available equipment.



Access Savana's vast cargo area with an available passenger-side sliding door, pg. 11.

Some of your best tools are on wheels. Tow up to 10,000 lbs,<sup>1</sup> pg. 13.

## INTERIOR FEATURES

**HARD AT WORK. SIMPLE TO USE.** With its long wheelbase and minimal rear wheel-well interference, Savana Cargo Van takes utility to a new level of functionality. There's a maximum 313.9 cu. ft. of cargo volume<sup>1</sup> on extended-wheelbase models, while Savana Passenger Van offers two wheelbase choices, three model series and three seating arrangements for up to 15 passengers. All Savana vans surround you with a level of engineering refinement and advanced safety technology designed to make this the most comfortable full-size van you've ever driven. <sup>1</sup>With passenger seat removed. Cargo and load capacity limited by weight and distribution.



**1 TOUCH-SCREEN NAVIGATION<sup>2</sup>** The available integrated touch-screen Navigation System helps you locate your next job site and map the most efficient route.

<sup>2</sup>Map coverage available in the United States, U.S. Virgin Islands, Puerto Rico and Canada.

**TILT-ADJUSTABLE STEERING WHEEL.** With the available tilt-adjustable steering wheel, just pull the lever and tilt the wheel to the position that suits you best. Also available is a leather-wrapped steering wheel with integrated radio controls.

**VOICE RECOGNITION** The available Bluetooth<sup>3</sup> system uses voice recognition to dial phone numbers and name tags.

<sup>3</sup>Go to [gmbluetooth.com](http://gmbluetooth.com) to find out which phones are compatible with the vehicle.



### STEERING-WHEEL-MOUNTED RADIO CONTROLS

These available controls adjust the radio, channel selection, volume and muting. When equipped with the available USB port,<sup>4</sup> the controls also run many of the music search and audio features of compatible MP3 and iPod<sup>®</sup> players.

<sup>4</sup>Not compatible with all devices.

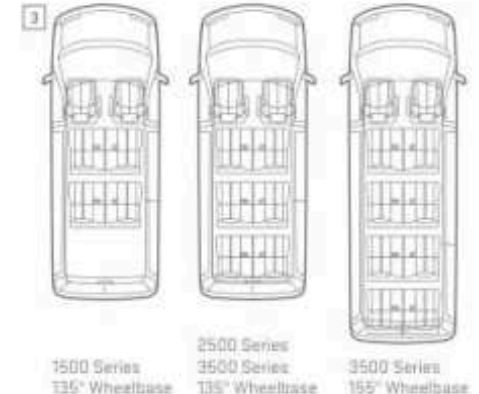
### CARGO INTERIOR

**DRIVER-SIDE SWING-OUT DOORS** An extra pair of GM-exclusive side doors are available on Savana 135" wheelbase Cargo Van models for fast, easy loading and unloading.

**2 BUILD TO SUIT** Ask your GMC dealer about the purpose-built applications designed to transform Savana Cargo Van's interior into a workshop on wheels.

**PASSENGER/CARGO INTERIOR** The new available five-person passenger/cargo configuration on 2500/3500 Cargo Vans provides the capability of carrying people and all their belongings.

**DESIGNED FOR AMERICANS WITH DISABILITIES ACT (ADA) COMPLIANCE** To assist with compliance under the ADA, Savana is designed to be fitted with ADA-compliant wheelchair and seating configurations, without compromising interior comfort or convenience. (Vehicles contain equipment from an independent supplier. See the Important Words page for information about alterations and warranty.)



### PASSENGER INTERIOR

**3 PASSENGER CONFIGURATIONS** Savana Passenger Vans accommodate up to eight passengers in 1500 Series models, up to 12 passengers in 2500 and 3500 Series 135" wheelbase models or up to 15 passengers in the 3500 Series 155" wheelbase models.

**CLIMATE CONTROL** All Savana Passenger Van models include front air conditioning, while rear air conditioning is available on 1500 and 2500 Series models and standard on 3500 Series extended-wheelbase models. A rear auxiliary heater is available with LS trim, included with rear air conditioning and standard on 3500 Series extended-wheelbase models.

**POWER WINDOWS AND DOOR LOCKS** Standard on all Savana models are convenient power windows and door locks.

## EXTERIOR FEATURES

**EASY COME. EASY GO.** Savana Cargo Vans are engineered to make them easy to load and unload. To reduce the effort necessary to access your equipment and cargo, Savana offers several laborsaving door options. No matter which ones you choose, you'll gain the helping hand you and your crews can use.

### SAVANA TECHNOLOGIES

**ULTRASONIC REAR PARKING ASSIST** This available system uses ultrasonic waves to alert you to objects up to 8 feet behind the vehicle. The system operates at speeds less than 5 mph. The closer you are, the faster it beeps, to give you a clear signal that can help you operate the vehicle with maximum care.


**REAR-VISION CAMERA SYSTEM** This available system makes it easier to back up to a trailer or negotiate a tight space. This system places a monitor in your rearview mirror (or navigation screen, if equipped) to display a view of the area behind the vehicle. The rear-vision camera does not replace driver vision. Please use proper care when backing up.

**SiriusXM SATELLITE RADIO**<sup>®</sup> Enjoy SiriusXM Satellite Radio in your Savana, with a 3-month trial subscription to the XMPremier Package available in WT, LS and LT models. Only SiriusXM brings you more of what you love, all in one place. Get over 130 channels, including commercial-free music, plus the best in sports, comedy and talk-radio formats.

\*If you subscribe after your trial period, subscriptions are continuous until you call SiriusXM to cancel. See SiriusXM Customer Agreement for complete terms at [siriusxm.com](http://siriusxm.com). Other fees and taxes will apply. All fees and programming subject to change.

**WI-FI CAPABILITY**<sup>®</sup> Savana is available with dealer-installed Wi-Fi, so you and your crews can stay connected to information via laptops and other wireless devices. Various applications are also available.

\*Monthly rates apply. Visit [autonetwork.com](http://autonetwork.com) for coverage map and details.



**1 PASSENGER-SIDE SLIDING DOOR** Open the available passenger-side sliding cargo door to access Savana's vast cargo area. A wide variety of optional equipment is available that's purpose-built for the tools and materials of practically every trade.

**2 DRIVER-SIDE SWING-OUT CARGO DOORS** Order the available 60/40 driver-side cargo doors on 135" wheelbase models and you'll add another easy way to access the Savana cargo space. No other competitor offers this feature.

**3 REAR CARGO DOORS** Savana's rear cargo doors open 165 degrees and feature a low lift height, so it's easy to load up its cargo space—up to a maximum of 313.9 cu. ft. on extended-wheelbase models.<sup>2</sup>

<sup>2</sup>With passenger seat removed. Cargo and load capacity limited by weight and distribution.

## POWERTRAIN, CHASSIS & SUSPENSION

**TRANSFER OF POWER.** When it comes to crafting the power, foundation and suspension systems of Savana vans, GMC engineers know that performance drives Savana as well as your business. That's why Savana offers the widest choice of V-8s in its class, an efficient V-6, the most powerful heavy-duty diesel and fuel options like E85,<sup>7</sup> biofuels and Compressed Natural Gas (CNG).

### ENGINES



**VORTEC 6.0L V-8 VVT (L86)**  
HORSEPOWER: 342 hp @ 5400 rpm  
TORQUE: 373 lb-ft @ 4400 rpm

**VORTEC ENGINES** Innovative "vortex technology" swirls and tumbles the incoming air and fuel for optimum power and response. For information on standard and available engines by model, see page 17.

### VORTEC

The five technologically advanced gasoline-powered engines offered in the Vortec family range from a 4.3L V-6 to a 6.0L V-8. Each is designed to give you power, torque and efficiency to meet your needs for confident daily driving, passing and trailering.

**VORTEC 4.3L V-6 (LJ3)**  
HORSEPOWER: 195 hp @ 4600 rpm  
TORQUE: 280 lb-ft @ 2800 rpm

**VORTEC 4.8L V-8 VVT (L20)**  
HORSEPOWER: 285 hp @ 5400 rpm  
TORQUE: 295 lb-ft @ 4600 rpm

**VORTEC 5.3L V-8 VVT (LMF) FlexFuel Capable**  
HORSEPOWER: 310 hp @ 5200 rpm  
TORQUE: 334 lb-ft @ 4000 rpm

**VORTEC 6.0L V-8 VVT (L86) FlexFuel Capable**  
HORSEPOWER: 342 hp @ 5400 rpm  
TORQUE: 373 lb-ft @ 4400 rpm

**VORTEC 6.0L V-8 VVT CNG (LC8) (Cargo Vans Only)**  
HORSEPOWER: 282 hp @ 4800 rpm  
TORQUE: 320 lb-ft @ 4400 rpm

### COMPRESSED NATURAL GAS (CNG) TECHNOLOGY

GMC supports the goal of reducing CO<sub>2</sub> emissions by offering CNG technology that significantly reduces vehicle emissions. Check [gmfeet.com](http://gmfeet.com) for availability.

**E85 FLEXFUEL CAPABILITY** To give you more choices at the pump, select Savana Vortec V-8 engines are capable of running on E85 ethanol. This advanced biofuel is a mostly renewable fuel that burns cleaner than gasoline and helps to reduce the need for imported oil.

<sup>7</sup>E85 FlexFuel capability is not available in AZ, CA, CT, DE, MA, MD, ME, NJ, NY, OR, PA, RI, VT and WA. E85 is a combination of 85% ethanol and 15% gasoline. Go to [efit.energy.gov/efit/fuels](http://efit.energy.gov/efit/fuels) to see if there is an E85 fuel station near you.

**VARIABLE VALVE TIMING (VVT)** Standard on all Vortec V-8 engines, this technology monitors and changes valve open and close points to give you near-peak levels of torque across the entire range of engine speeds.

### DURAMAX DIESEL

The available Duramax Diesel 6.6L V-8 Turbo is coupled with an automatic 6-speed transmission. Together, they form a heavy-duty powertrain that produces a remarkable 525 lb-ft of torque at just 1600 rpm.

**DURAMAX POWER** To become the most powerful available diesel in its class, the Duramax Diesel 6.6L V-8 Turbo uses advanced direct-injection technology to run at peak efficiency and to start easily in extremely cold temperatures—as quickly as 3.0 seconds at -40° F.


### DURAMAX HIGH-PRESSURE DIRECT INJECTION

For fast starts in cold weather, quieter operation and maximum efficiency, the direct-injection system pressurizes fuel up to 29,000 psi. This helps to turn heavy diesel fuel into a fine mist that can be injected precisely to meet engine demand, burning cleaner and faster with lower emissions and increased power compared with more conventional diesels.

**DURAMAX DIESEL 6.6L V-8 TURBO (LGH)**  
HORSEPOWER: 260 hp @ 3100 rpm  
TORQUE: 525 lb-ft @ 1600 rpm  
TRANSMISSION: 6-Speed Automatic



**DURAMAX B20 BIODIESEL CAPABILITY** The Duramax Diesel is engineered to operate on B20 biodiesel, a mixture of 20 percent biodiesel produced from domestic, renewable resources and 80 percent petroleum diesel.



## TRANSMISSIONS

Savana transmissions are built for the rigors of the road. On 1500 Series models, a 4-speed electronically controlled automatic with overdrive is standard. On 2500 and 3500 Series models, a heavy-duty 6-speed automatic is standard.

**HEAVY-DUTY 6-SPEED AUTOMATIC OVERDRIVE TRANSMISSION** An ideal partner for Savana's available heavy-duty engines, the 6L90 6-speed automatic is standard on all 2500 and 3500 Series models.

**AUTOMATIC GRADE BRAKING** Standard on Savana 2500 and 3500 Series models, this feature can be activated in Tow/Haul mode, but disengaged with Driver Shift Control activated. Using data on vehicle speed, acceleration, engine torque and brake pedal usage, it detects when your vehicle is on a downhill grade. Then if necessary, the transmission downshifts to help you hold your desired speed.

**TOW/HAUL MODE** This driver-selectable feature of the 4- and 6-speed automatic transmissions reduces excess shifting when towing or hauling a heavy load. On the 6-speed, Driver Shift Control electronically limits the range of available gears.

## CHASSIS & SUSPENSION

Our push for capability didn't stop with a fully boxed steel frame. We knew hills, ramps and rain-slicked roads made heavy loads feel even heavier. So we engineered Savana with technologies, including an available all-wheel-drive system, the StabiliTrak stability control system and an available Eaton® automatic locking rear differential. No other competitor offers a fully automatic locking rear differential for on-road use.

**ALL-WHEEL DRIVE (AWD)** Available on the 1500 Series, this AWD system was the first of its kind in a factory-built full-size van. It constantly monitors and adjusts torque seamlessly between the front and rear wheels to enhance traction.



**135" OR 155" WHEELBASE OPTIONS** To help you build a vehicle to suit your needs, Savana is available in two wheelbase configurations that can meet a variety of personal and professional applications.

**TRACTION CONTROL SYSTEM** To make the most of available traction on many road surfaces, traction control measures and compares the speed of your wheels. If it senses one or more wheels starting to spin, such as on a slippery surface, the system applies individual brakes and manages engine power to slow the wheel down and maintain traction, so you can move forward with a better sense of control.

## FULLY INDEPENDENT FRONT SUSPENSION

On Rear-Wheel Drive (RWD) models, an independent coil-over-shock front suspension gives you a smooth ride with responsive handling. AWD models feature a torsion-bar front suspension to keep the ride height close to standard RWD models for easier driver and passenger entry and exit.



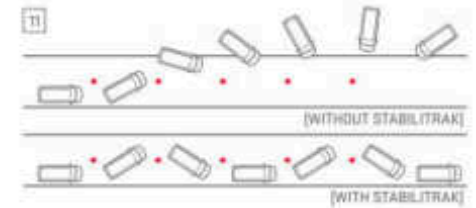
**EATON AUTOMATIC LOCKING REAR DIFFERENTIAL** When the available Eaton locker senses a difference in wheel speed between the left and right rear wheels of approximately 100 rpm, it locks both to turn in unison for added traction.

## FULLY BOXED HIGH-STRENGTH STEEL FRAME

Welding two overlapping C-channel sections forms a rigid box that resists bending and twisting. This frame helps Savana achieve impressive Gross Vehicle Weight Ratings (GVWR) and Gross Combination Weight Ratings (GCWR) as well as support a maximum conventional trailer rating\* of up to 10,000 lbs in Cargo Van and Passenger Van models.

\*Maximum trailer weight ratings are calculated assuming a base vehicle, except for any optional necessary to achieve the rating, plus driver. The weight of other optional equipment, passengers and cargo will reduce the maximum trailer weight your vehicle can tow. See your GMC dealer for details.

**PARALLEL LEAF SPRINGS** The rear suspension uses parallel leaf springs that increase their capacity progressively to match payload. So the ride is comfortable when empty and stable when loaded to the limit.



## STABILITRAK STABILITY CONTROL SYSTEM

Using a network of vehicle sensors to monitor how Savana is responding to steering and braking commands, StabiliTrak determines if the vehicle is not responding properly. It can pulse the brakes or reduce engine power to help maintain the path being steered.

**POWER STEERING** Rack-and-pinion-type steering is standard on all Savana 1500 Series models. This provides a positive, on-center feel at highway speeds, as well as low-speed assist for maneuvering in parking spaces. Savana 2500 and 3500 Series models use power recirculating ball-type steering to give a constant level of assist, even when operating at the maximum weight rating.

**POWER FOUR-WHEEL DISC BRAKES** Every Savana model comes standard with the confidence of power four-wheel disc brakes with ABS.

**TRAILERING CAPACITY\*** The maximum ratings range from 6700 lbs in the 1500 Series Cargo Van and 6200 lbs in the Passenger Van, up to 10,000 lbs in the 2500 and 3500 Series Cargo Vans and the 3500 Passenger Van.

\*Maximum trailer weight ratings are calculated assuming a base vehicle, except for any optional necessary to achieve the rating, plus driver. The weight of other optional equipment, passengers and cargo will reduce the maximum trailer weight your vehicle can tow. See your GMC dealer for details.

## ONSTAR FEATURES

**HELP IS CLOSE AT HAND.** The OnStar Directions & Connections

Plan<sup>1</sup> is standard on Passenger Vans for 6 months (optional on Cargo Vans).

Connect to a live OnStar Advisor just by pressing the blue OnStar button on

your rearview mirror. <sup>1</sup>Visit [onstar.com](http://onstar.com) for coverage map, details and system limitations.

### SAFETY

**AUTOMATIC CRASH RESPONSE<sup>2</sup>** In many crashes, built-in sensors in your van can automatically alert an OnStar Advisor, who is immediately connected into your vehicle to see if you need help sent to your exact location—even if you can't respond.

<sup>2</sup>OnStar acts as a link to assisting emergency service providers. Not all vehicles may transmit all crash data.

**CRISIS ASSIST** During severe weather or other crisis situations, OnStar offers assistance to help you connect with loved ones and navigate your way to safety.

**EMERGENCY SERVICES** If someone in your Savana needs emergency help, the OnStar emergency button gives you a priority connection to a specially trained Advisor at any time, day or night.

**ROADSIDE ASSISTANCE<sup>3</sup>** If you're stranded, run out of gas or have a flat tire, one push of the OnStar button can immediately connect you to an Advisor, ready to help any hour of the day or night.

<sup>3</sup>Roadside service provided by Allstate Roadside Services.

**REMOTE DOOR UNLOCK<sup>4</sup>** If you get locked out of your Savana, OnStar can help. An OnStar Advisor can send a signal to your Savana that usually unlocks the doors within minutes.

<sup>4</sup>Services vary by model and conditions.

**REMOTE HORN AND LIGHTS** Can't remember where you parked? Call the toll-free number and OnStar will send a signal to flash your lights and sound your horn to help you locate your Savana.

**STOLEN VEHICLE ASSISTANCE<sup>5</sup>** If your Savana is ever stolen, OnStar can help locate it after verification with law enforcement.

<sup>5</sup>Services vary by model and conditions.

### CONNECTIONS

**HANDS-FREE CALLING<sup>6</sup> WITH VOICE-ACTIVATED DIALING** Available OnStar Hands-Free Calling is built into your Savana. Push a button, call out the number and you're free to keep your eyes on the road.

<sup>6</sup>Visit [onstar.com](http://onstar.com) for coverage map, details and system limitations. OnStar Hands-Free Calling requires existing OnStar service contract and prepaid minutes. Not available in certain markets. Calls can be made in U.S. and Canada only.

**TURN-BY-TURN NAVIGATION** OnStar Turn-By-Turn Navigation is simple—all you have to do is push one button and ask the OnStar Advisor to download directions to your Savana.

**ONSTAR VEHICLE DIAGNOSTICS<sup>7</sup>** The peace of mind that comes from knowing the condition of your Savana's key systems is as easy as checking your e-mail. With 6 months of standard service on equipped vehicles, OnStar Vehicle Diagnostics can run hundreds of checks of your Savana's engine, transmission, antilock brakes and more, then organize the information into an easy-to-read monthly report.

<sup>7</sup>Capabilities vary by model. Visit [onstar.com](http://onstar.com) for details and system limitations.

**ONSTAR REMOTELINK<sup>8</sup> KEY FOB SERVICES<sup>9</sup>** Unlock. Start. Find. From anywhere. New this year, OnStar RemoteLink Key Fob Services are included for five years on OnStar-equipped 2014 vehicles when you download the app and use RemoteLink services during the trial period. Services include remote door unlock and lock, remote start and stop and remote horn and lights.

<sup>8</sup>Available on select Apple™, Android™, and BlackBerry® devices. Services vary by device, vehicle and conditions. Requires an active OnStar subscription. <sup>9</sup>Access is available for 5 years from the date of vehicle delivery and is transferable. Does not include any emergency services or other OnStar services. To cancel OnStar RemoteLink Key Fob Services or if your vehicle is sold, it is important to contact an OnStar Advisor. See [onstar.com/mobile](http://onstar.com/mobile) for full details.

## PROFESSIONAL GRADE COVERAGE

### GMC PRO GRADE PROTECTION


Pro Grade Protection is now standard on every 2014 Savana. From scheduled maintenance to protecting the entire vehicle and the powertrain in between, you can drive with confidence knowing that Professional Grade doesn't simply describe your Savana's design and engineering, it's how well we protect it, too.

2-YEAR/24,000-MILE RECOMMENDED  
SCHEDULED MAINTENANCE<sup>10</sup>

3-YEAR/36,000-MILE BUMPER-TO-BUMPER  
LIMITED WARRANTY<sup>11</sup>

5-YEAR/100,000-MILE POWERTRAIN  
LIMITED WARRANTY<sup>12</sup>

<sup>10</sup>Covers only scheduled oil changes with filter, tire rotations and 27-point inspections, according to your new vehicle's recommended maintenance schedule for up to 2 years or 24,000 miles, whichever comes first. Does not include air filters. Maximum of four service events. See participating dealer for other restrictions and complete details. <sup>11</sup>Whichever comes first. See dealer for limited warranty details.



## SAFETY FEATURES

**PEACE OF MIND.** While you're busy focusing on your business, GMC engineers designed Savana to surround you and your passengers with a Professional Grade level of protection. It starts with a reinforced steel safety cage and continues with frontal and head curtain side-impact air bags.<sup>12</sup>

### 12 REINFORCED STEEL SAFETY CAGE DESIGN

Savana's high-strength steel frame is tied into the main body structure with reinforced body sills, roof pillars and a reinforced floor. This design creates a safety cage that surrounds passengers and helps to maintain passenger compartment integrity in the event of a collision.

**13 FRONTAL AIR BAGS<sup>13</sup>** To help reduce the risk of injury, all Savana models feature driver and front-passenger frontal air bags. Savana 1500 Series models have the Passenger Sensing System that can deactivate the outboard front-passenger air bag if that occupant is under a certain weight.

\*Air bag inflation can cause severe injury or death to anyone too close to the air bag when it deploys. Be sure every occupant is properly restrained. Always use safety belts and the correct child restraint for your child's age and size, even with air bags. Even in vehicles equipped with the Passenger Sensing System, children are safer when properly secured in a rear seat in the appropriate infant, child or booster seat. Never place a rear-facing infant restraint in the front seat of any vehicle equipped with an active frontal air bag. See your vehicle Owner's Manual and child safety seat instructions for more safety information.

### 14 HEAD CURTAIN SIDE-IMPACT AIR BAGS<sup>14</sup>

Standard on Passenger Vans and available on Cargo Vans, these air bags unfurl from the roof rail like a protective curtain for the first-, second- and third-row outboard passengers, and can be activated by either rollover sensors or side-impact sensors. It only takes milliseconds for these air bags to deploy, and all the air bags can stay inflated for up to five seconds in the event of a rollover.

**15 TIRE PRESSURE MONITORING SYSTEM** Properly inflated tires are important to your comfort, vehicle control and economy. The Tire Pressure Monitoring System uses tiny sensors inside the wheels to "broadcast" tire pressure to your vehicle,<sup>15</sup> which alerts you to their status and inflation level through the Driver Information Center. If you subscribe to OnStar Vehicle Diagnostics, this information is part of their monthly e-mail update, or if you have the RemoteLink App,<sup>16</sup> you can check the status instantly.

<sup>15</sup>Does not monitor spare tire. <sup>16</sup>Available on select iPhone, Android™ and BlackBerry™ platforms. Services vary by phone, vehicle and conditions. Requires an active OnStar subscription.

SELECTION

AN IMPORTANT HIRING DECISION. You'll find


numerous choices in exterior, interior and performance options.

Build Savana to reflect your particular color, feature and capability

preferences. In other words, make Savana truly yours.



EXTERIOR COLORS



INTERIOR COLORS

INTERIOR MATERIALS/CLOTH

Standard LT Available WT, LS



INTERIOR COLORS/VINYL

Standard WT, LS



WHEELS

1500 SERIES WHEELS



**NX7**  
17" 8-LUG GRAY-PAINTED STEEL  
STANDARD: 1500  
SERIES WT. LS TRIMS



**PO3**  
17" 8-LUG GRAY-PAINTED STEEL  
WITH CHROME CENTER CAP  
STANDARD: 1500 SERIES LT TRIM  
AVAILABLE: 1500 SERIES WT.  
LS TRIMS



**N88**  
17" 8-LUG  
PREMIUM ALUMINUM  
AVAILABLE: 1500  
SERIES LS, LT TRIMS

2500/3500 SERIES WHEELS



**QB5**  
16" 8-LUG GRAY-PAINTED STEEL  
STANDARD: 2500/3500 SERIES  
WT. LS TRIMS



**PO3**  
16" 8-LUG GRAY-PAINTED STEEL  
WITH CHROME CENTER CAP  
STANDARD: 2500/3500 SERIES  
LT TRIM  
AVAILABLE: 2500/3500 SERIES  
WT. LS TRIMS

GMC Business Choice is an incentive program designed specifically for business owners who use vehicles in the day-to-day operation of their business and not solely for transportation purposes. This incentive is available when you purchase or lease an eligible truck or van and offers valuable upfit equipment, upfit cash or card benefits. See your GMC dealer for details.



| PASSENGER / CARGO VAN SPECIFICATIONS                                |                    |  |                 |                            |                 |                               |
|---|--------------------|--|-----------------|----------------------------|-----------------|-------------------------------|
| ENGINE SPECIFICATIONS   |                    |  |                 |                            |                 |                               |
|   | AXLE RATIO         | VORTEC 4.3L V-6  | VORTEC 4.8L V-6 | VORTEC 5.3L V-6            | VORTEC 6.3L V-6 | DURAMAX DIESEL 6.6L V-8 TURBO |
| SAE net horsepower @ rpm  |                    | 195 @ 4500   | 295 @ 5400      | 310 @ 5200                 | 342 @ 5400      | 260 @ 3100                    |
| SAE net torque @ rpm (lb-ft)  |                    | 260 @ 2800   | 295 @ 4600      | 334 @ 4000                 | 373 @ 4400      | 525 @ 1600                    |
| ENGINE/MODEL AVAILABILITY   |                    |  |                 |                            |                 |                               |
| 1500 Series (RWD)   |                    | ● (Cargo only)   | -               | ● (Passenger)<br>○ (Cargo) | -               | -                             |
| 1500 Series (AWD)   |                    | -  | -               | ●                          | -               | -                             |
| 2500 Series (RWD)   |                    | -  | ●               | -                          | ○               | ○ (Cargo only)                |
| 3500 Series (RWD)   |                    | -  | ●               | -                          | ○               | ○                             |
| MAX. TRAILER WEIGHT IN LBS <sup>1</sup><br>(PASSENGER/CARGO)        |                    |  |                 |                            |                 |                               |
| 1500 Series (RWD)   | 3.73 (3.42 V-6)    | ~7400  | -               | 6200/6700                  | -               | -                             |
| 1500 Series (AWD)   | 3.73               | -  | -               | 6000/6500                  | -               | -                             |
| 2500 Series   | 3.42 (3.54 Diesel) | -  | 6700/7400       | -                          | 9800/10,000     | ~10,000                       |
| 3500 Series (regular wheelbase)                                     | 3.42               | -  | 6700/7400       | -                          | 9700/10,000     | -                             |
| 3500 Series (extended wheelbase)                                    | 3.42               | -  | 6400/7100       | -                          | 9300/10,000     | -                             |
| 3500 Series (regular wheelbase)                                     | 3.54               | -  | -               | -                          | -               | 10,000/10,000                 |
| 3500 Series (extended wheelbase)                                    | 3.54               | -  | -               | -                          | -               | 9700/10,000                   |
| STANDARD TECHNICAL DATA   |                    | 1500 SERIES  |                 | 2500 SERIES                |                 | 3500 SERIES                   |
| Gross Vehicle Weight Rating (GVW) <sup>2</sup>                      |                    | 7300 (RWD)/7300 (AWD)                                      |                 | 8000                       |                 | 9800/9900                     |
| Front Suspension (RWD)  |                    | Independent coil springs - all series                      |                 |                            |                 |                               |
| Front Suspension (AWD)  |                    | Independent torsion bar - all series                       |                 |                            |                 |                               |
| Front Axle Capacity (lbs)   |                    | 3900 (RWD)/3700 (AWD)                                      |                 | 4100                       |                 | 4300/4600                     |
| Rear Suspension   |                    | Multileaf springs - all series                             |                 |                            |                 |                               |
| Rear Axle Capacity (lbs)  |                    | 4000   |                 | 5360                       |                 | 6084                          |
| Brakes  |                    | 4-wheel disc with antilock system - all series             |                 |                            |                 |                               |
| Transmission: Electronic automatic with overdrive, Tow/Haul mode    |                    | 4-speed  |                 | 5-speed heavy-duty         |                 | 5-speed heavy-duty            |
| Cargo Capacity with Seats Removed (regular wheelbase) <sup>3</sup>  |                    | 278.2 cu. ft. Passenger (270.4 cu. ft. Cargo) - all series |                 |                            |                 |                               |
| Cargo Capacity with Seats Removed (extended wheelbase) <sup>3</sup> |                    | 252.8 cu. ft. Passenger (212.5 cu. ft. Cargo) - all series |                 |                            |                 |                               |
| Fuel Tank Capacity  |                    | 31 gallons approx. - all series                            |                 |                            |                 |                               |
| KEY: ● STANDARD ○ AVAILABLE - NOT AVAILABLE                         |                    |  |                 |                            |                 |                               |

<sup>1</sup>Maximum trailer weight ratings are calculated assuming a base vehicle, except for any option(s) necessary to achieve the rating, plus driver. The weight of other optional equipment, passengers and cargo will reduce the maximum trailer weight your vehicle can tow. See your GMC dealer for details. <sup>2</sup>When properly equipped, includes weight of vehicle, passengers, cargo and equipment. <sup>3</sup>Cargo and load capacity limited by weight and distribution.

## VEHICLE SPECIFICATIONS

WT LS LT

### TRIM LEVELS

#### MECHANICAL

|   |       |
|---|-------|
| <b>ALL-WHEEL DRIVE</b> Available only on 1500 Series models   | ○ ○ ○ |
| <b>ALTERNATOR</b> 145 amps. Standard on diesel models. Also included with rear air conditioning on gas-engine models.   | ○ ○ ● |
| <b>AUXILIARY HEAT GENERATOR</b> Fuel operated. Diesel models only.  | ○ ○ ○ |
| <b>BATTERY</b> Dual heavy-duty maintenance-free with 770 cold-cranking amps, rundown protection and retained accessory power. Diesel models only.                     | ● ● ● |
| <b>COLD CLIMATE PACKAGE</b> Engine block heater   | ○ ○ ○ |
| <b>DIFFERENTIAL</b> Heavy-duty automatic locking rear   | ○ ○ ○ |
| <b>ENGINES</b> Vortec 4.3L V-6 MF <sup>1</sup>  | ● - - |
| Vortec 4.3L V-6. Standard on 2500 and 3500 Series models.   | ● ● ● |
| Vortec 5.3L V-8 FlexFuel. Standard on 1500 Series WT AWD, LS and LT models.   | ● ● ● |
| Vortec 6.0L V-8 FlexFuel. Available on 2500 and 3500 Series models.   | ○ ○ ○ |
| Duramax Diesel 6.6L V-8 Turbo. See dealer for more details on model availability.   | ○ ○ ○ |
| <b>STABILITRAK</b> Vehicle stability enhancement system and traction control  | ● ● ● |
| <b>TOW/HAUL MODE SELECTOR</b>   | ● ● ● |
| <b>TRAILERING EQUIPMENT</b> Heavy-duty trailering hitch platform and 7-pin sealed connector   | ○ ○ ○ |
| <b>TRANSMISSIONS</b> 4-speed automatic, electronically controlled with overdrive, Tow/Haul mode and internal transmission oil cooler. Standard on 1500 Series models. | ● ● ● |
| 6-speed automatic, heavy-duty, electronic Tow/Haul mode. Standard on 2500 and 3500 Series models.   | ● ● ● |
| <b>TRANSMISSION OIL COOLER</b> External. 2500 and 3500 Series models  | ● ● ● |

#### SEATING

|   |       |
|---|-------|
| <b>FRONT RECLINING BUCKET SEATS</b> With vinyl trim                                     | ● ● - |
| With custom cloth trim  | ○ ○ ○ |
| <b>POWER SEAT ADJUSTER</b> Driver and front passenger. 6-way (driver only on WT models) | ○ - ○ |
| <b>SEATING CONFIGURATION</b> 2-passenger, WT models only                                | ● - - |
| 5-passenger, 2500 and 3500 Series WT models only. See your dealer for more details.     | ○ - - |
| 8-passenger, 1500 Series models   | - ● ● |
| 8-passenger, 2500 and 3500 Series models  | - ○ ○ |
| 12-passenger, 2500 and 3500 Series models   | - ● ● |
| 15-passenger, 3500 Series extended-wheelbase models only                                | - ○ ○ |

#### INSTRUMENTATION AND CONTROLS

|   |       |
|---|-------|
| <b>8-POINT DIGITAL COMPASS</b> Located in the Driver Information Center. Requires rear air conditioning.  | ○ ○ ● |
| <b>OUTSIDE TEMPERATURE DISPLAY</b> Located in the Driver Information Center. On LS trim, requires Chrome Appearance Package.  | ○ ○ ● |
| <b>REAR-VISION CAMERA SYSTEM</b> With inside rearview mirror display. If Touch-Screen Navigation <sup>2</sup> is ordered, camera display is on NAV screen.  | ○ ○ ○ |
| <b>STEERING WHEEL</b> Leather-wrapped; includes steering-wheel-mounted audio controls. Requires Convenience Package [ZQ2] and up-level CD with MP3 audio system or Touch-Screen Navigation System. <sup>3</sup> | ○ ○ ○ |
| <b>TILT-ADJUSTABLE STEERING WHEEL</b> Includes cruise control. Requires Convenience Package [ZQ3] on WT and LS models. Standard on 3500 Series Passenger models.  | ○ ○ ● |
| <b>ULTRASONIC REAR PARKING ASSIST</b> With audible warning. Requires AM/FM stereo with CD/MP3 player or AM/FM stereo with CD/DVD/MP3 player and Touch-Screen Navigation <sup>3</sup> .                          | ○ ○ ○ |

#### INTERIOR/CONVENIENCE

|  |       |
|--|-------|
| <b>AIR CONDITIONING</b> Front  | ● ● ● |
| Rear. Requires auxiliary lighting on LS models. Standard on 2500 Series Passenger extended-wheelbase models. | ○ ○ ● |
| <b>CONVENIENCE PACKAGE [ZQ2]</b> Power windows and door locks  | ○ ○ ● |
| <b>CONVENIENCE PACKAGE [ZQ3]</b> Tilt-Wheel and cruise control. Standard on 3500 Series Passenger models.    | ○ ○ ● |
| <b>DELUXE CONSOLE</b> With swing-out storage   | ○ ○ ● |

KEY ● STANDARD ○ AVAILABLE - NOT AVAILABLE

WT LS LT

### TRIM LEVELS

#### INTERIOR/CONVENIENCE continued

|  |       |
|--|-------|
| <b>PADDED VISORS</b> Driver and passenger side   | ● ● ● |
| With vanity mirrors (illuminated on passenger side). Standard on 3500 Series extended-wheelbase models.  | - ○ ● |
| <b>POWER WINDOWS AND DOOR LOCKS</b>  | ● ● ● |
| <b>REAR AUXILIARY HEATER</b> WT and LS trim; included with rear air conditioning. Standard on 3500 Series Passenger extended-wheelbase models. | ○ ○ ● |
| <b>REAR-WINDOW DEFOGGER</b>  | ○ ○ ○ |
| <b>REMOTE KEYLESS ENTRY</b> Includes 2 transmitters. Requires Convenience Package [ZQ2] on WT and LS models.                                   | ○ ○ ● |
| <b>REMOTE START</b> Requires remote keyless entry on WT and LS models  | ○ ○ ○ |

#### ENTERTAINMENT/COMMUNICATION/NAVIGATION

|   |       |
|---|-------|
| <b>AM/FM STEREO</b> With seek-and-scan, digital clock and 2 front-door speakers   | ○ ● ● |
| With CD player  | ○ ○ ○ |
| With CD/MP3 player; USB port <sup>4</sup> and 6 speakers. On WT and LS trim, requires power windows and door locks.                   | ○ ○ ○ |
| With CD/DVD/MP3 player; USB port <sup>4</sup> and Touch-Screen Navigation <sup>2</sup> . Includes 6 speakers on Passenger Van models. | ○ ○ ○ |
| <b>BLUETOOTH<sup>5</sup> FOR PHONE</b> Personal cell-phone connectivity   | ○ ○ ○ |
| <b>ONSTAR DIRECTIONS &amp; CONNECTIONS PLAN<sup>6</sup></b> 6-month subscription  | ○ ● ● |
| <b>SIRIUSXM RADIO<sup>7</sup></b> 3 trial months included   | ○ ○ ○ |

#### EXTERIOR STYLING AND FUNCTIONALITY

|   |       |
|---|-------|
| <b>CHROME APPEARANCE PACKAGE</b> Chrome front and rear bumpers and grille; includes halogen composite headlamps   | ○ ○ ● |
| <b>DAYTIME RUNNING LAMPS</b>  | ● ● ● |
| <b>FRONT AND REAR BUMPERS</b> Black (includes rear step pad)  | ● ● - |
| Chrome (includes rear step pad)   | ○ ○ ○ |
| <b>OUTSIDE REARVIEW MIRRORS</b> Manual foldaway   | ● ● ● |
| Power-operated, heated, black. Requires Convenience Package [ZQ2]. Included with Power Package on WT and LS trim. | ○ ○ ○ |
| <b>SAVANA PRO</b> Includes 3 remote-release side-access panels. See your dealer for more details.                 | ○ - - |
| <b>SLIDING PASSENGER-SIDE DOOR</b> On LS trim, requires rear air conditioning                                     | ○ ○ ○ |
| <b>SOLAR-RAY DEEP-TINTED WINDOWS</b>  | ○ ● ● |
| <b>SWING-OUT DRIVER-SIDE DOORS</b> Not available on extended-wheelbase models. See your dealer for more details.  | ○ - - |
| <b>SWING-OUT PASSENGER-SIDE DOORS</b>   | ● ● ● |

#### SAFETY AND SECURITY

|  |       |
|--|-------|
| <b>AIR BAGS<sup>8</sup></b> Frontal, for driver and front passenger                      | ● ● ● |
| Head curtain side-impact for first-, second- and third-row outboard occupants            | ○ ● ● |
| <b>ENHANCED-TECHNOLOGY GLASS</b> Rearmost side windows; 12- and 15-passenger models only | - ● ● |
| <b>LATCH CHILD SEAT ANCHOR SYSTEM</b>  | - ● ● |
| <b>PASS-KEY III THEFT-DETERRENT SYSTEM</b>   | ● ● ● |
| <b>POWER DOOR LOCKS</b> With lockout protection  | ○ ○ ● |
| <b>SIDE STEEL DOOR BEAMS</b>   | ● ● ● |
| <b>TIRE PRESSURE MONITORING SYSTEM</b> Does not monitor spare tire                       | ● ● ● |

<sup>1</sup>Map coverage available in the United States, U.S. Virgin Islands, Puerto Rico and Canada. <sup>2</sup>Not compatible with all devices. <sup>3</sup>Go to gmdataconnect.com to find out which phones are compatible with the vehicle. <sup>4</sup>Visit onstar.com for details and system limitations. <sup>5</sup>If you subscribe after your trial period, subscriptions are continuous until you call SiriusXM to cancel. See SiriusXM Customer Agreement for complete terms at siriusxm.com. Other fees and taxes will apply. All fees and programming subject to change. For more information about NavTraffic, visit siriusxm.com/navtraffic. For more information about Travel Link, visit siriusxm.com/travelink. XM satellite service is available only to those in the 48 contiguous USA and DC. <sup>6</sup>A NOTE ON CHILD SAFETY: Always use safety belts and the correct child restraint for your child's age and size, even with air bags. Even in vehicles equipped with the Passenger Sensing System, children are safer when properly secured in a rear seat in the appropriate infant, child or booster seat. Never place a rear-facing infant restraint in the front seat of any vehicle equipped with an active frontal air bag. See your vehicle Owner's Manual and child safety seat instructions for more safety information.

## IMPORTANT WORDS

### COMMITMENT PLUS

From the owner orientation – and full tank of gas – you receive when you take possession of your Savana to the **24-Hour Roadside Assistance, Courtesy Transportation and Travel Benefits**, Commitment Plus is a portfolio of owner privileges that lasts throughout your warranty. For expert product information, Roadside Assistance or other services, call 1-800-GMC-8782.

**TRAVEL BENEFITS AND ROADSIDE ASSISTANCE** Available around the clock; trip routing service, a program for reimbursement for trip interruption due to necessary warranty repairs, towing, flat tire change, jump-starts and more for 5 years or 100,000 miles (whichever comes first).

**COURTESY TRANSPORTATION** Available at participating dealers: shuttle service, reimbursement of certain public transportation or fuel expenses for overnight warranty repairs and courtesy rental for overnight work repairs. See your dealer for details.

**GMC OWNER CENTER** A complimentary, one-stop resource to enhance your GMC ownership experience. It's easy to sign up. Just go to [gm.com/gmownercenter/gmc](http://gm.com/gmownercenter/gmc).

### ONSTAR



OnStar is a core asset of your Savana. Benefiting from more than a decade of innovative development, it is both a highly advanced technology – fully integrated within the vehicle – and a warm human service.

Standard on all Savana Passenger Vans and available on Cargo Vans are 6 months of the OnStar Directions & Connections Plan, including the convenience of available Hands-Free Calling.<sup>1</sup> It also includes Automatic Crash Response, Stolen Vehicle Assistance, link to Emergency Services, Roadside Assistance, Remote Door Unlock, OnStar Vehicle Diagnostics, Crisis Assist and Remote Horn and Lights. OnStar services require vehicle electrical system (including battery), wireless service and GPS satellite signals to be available and operating for features to function properly. OnStar acts as a link to existing emergency service providers.<sup>2</sup> Not all vehicles may transmit all crash data.

### HANDS-FREE CALLING

Available OnStar Hands-Free Calling<sup>1</sup> capability is built into your Savana. It's there when your cell phone is unavailable, its battery is low, you can't reach it easily or you left it at home or in the office. Your Hands-Free Calling system is the right choice whenever you need an easy way to make and receive calls – at the touch of the phone icon on the rearview mirror or the steering-wheel-mounted controls. Voice-activated dialing is convenient because you don't have to dial when you are at the wheel. And Hands-Free Calling is reliable because it's specially designed for better reception and fewer dropped calls in areas of limited cellular reception.

### ONSTAR TURN-BY-TURN NAVIGATION

Standard on all Savana Passenger Vans and available on Cargo Vans are 6 months of the OnStar Directions & Connections Plan that adds innovative, easy-to-use Turn-by-Turn Navigation plus Information and Convenience Services and Driving Directions. With Turn-by-Turn Navigation, you simply tell the OnStar Advisor your intended destination, and directions will automatically be sent to your Savana. If you drive off course, the system can reroute you to your intended destination. An automated voice then guides you turn-by-turn until you arrive at your destination. Turn-by-Turn Navigation is further enhanced with eNAV, allowing you to send MapQuest<sup>SM</sup> directions directly to your vehicle. No need to print out directions; just call them up with simple voice commands.

### SIRIUSXM SATELLITE RADIO



SiriusXM Satellite Radio<sup>2</sup> is available on all Savana models. It includes 3 trial months of service.

SiriusXM Satellite Radio makes your drive come alive with commercial-free music channels from virtually every genre, artist-dedicated channels, live performances and more. Tune in to live play-by-play from the biggest sports, exclusive entertainment from top personalities, compelling talk, hilarious comedy, world-class news, local traffic and weather and family-friendly programming. Welcome to the world of satellite radio. Visit [siriusxm.com](http://siriusxm.com) for details.

### GMC CERTIFIED SERVICE



To help your Savana live up to its performance promise, GMC Certified Service – found exclusively at your GMC dealer – is there. With all the engineering excellence in Savana, GM-trained technicians have the expertise to care for all of it.

VISIT US AT [GMC.COM](http://GMC.COM)



[FACEBOOK.COM/GMC](http://FACEBOOK.COM/GMC)

### ADDITIONAL NOTES

**A NOTE ON CHILD SAFETY** Always use safety belts and the correct child restraint for your child's age and size, even with air bags. Even in vehicles equipped with the Passenger Sensing System, children are safer when properly secured in a rear seat in the appropriate infant, child or booster seat. Never place a rear-facing infant restraint in the front seat of any vehicle equipped with an active frontal air bag. See your vehicle Owner's Manual and child safety seat instructions for more safety information.

**TRAILERING AND OFF-ROAD INFORMATION** Please carefully review the Owner's Manual for important safety information about trailering or off-road driving in your vehicle.

**IMPORTANT WORDS ABOUT THIS CATALOG** We have tried to make this catalog comprehensive and factual. We reserve the right, however, to make changes at any time, without notice, in prices, colors, materials, equipment, specifications, models and availability. Specifications, dimensions, measurements, ratings and other numbers in this catalog and other printed materials provided at the dealership or affixed to vehicles are approximates based upon design and engineering drawings and prototypes and laboratory tests. Your vehicle may differ due to variations in manufacture and equipment. Since some information may have been updated since the time of printing, please check with your GMC dealer for complete details. GMC reserves the right to lengthen or shorten the model year for any product for any reason, or to start and end model years at different times. All competitive claims are based on the latest information available at the time of printing and GM Large Van segment.

**FLEET ORDERS** Some standard content may be deleted with fleet orders. See dealer for details.

**ENGINES** GMC products are equipped with engines produced by GM Powertrain or other suppliers to GM worldwide. The engines in GMC products may also be used in other GM makes and models.

**GMC.COM** See more of Savana on our Web site: [gm.com/savana](http://gm.com/savana). More photos and information; hot links to related subjects; convenient dealer locator; pricing guide, spec out your own vehicle. Or call 1-800-GMC-8782.

**AN IMPORTANT NOTE ABOUT ALTERATIONS AND WARRANTIES** Installations or alterations to the original equipment vehicle (or chassis) as distributed by General Motors are not covered by the General Motors New Vehicle Limited Warranty. The special body company, assembler, equipment installer or upfitter is solely responsible for warranties on the body or equipment and any alterations (or any effect of the alterations) to any of the parts, components, systems or assemblies installed by GM. General Motors is not responsible for the safety or quality of design features, materials or workmanship of any alterations by such suppliers.

**NEW-VEHICLE LIMITED WARRANTY** All GMC light-duty vehicles come with a fully transferable, no-deductible 5-year/100,000-mile (whichever comes first) Powertrain Limited Warranty. GM vehicles registered in the USA are also covered for 3 years or 36,000 miles (whichever comes first). Coverage includes tires and towing to your nearest GMC dealership. Repairs will be made to correct any vehicle defect and most warranty repairs will be made at no charge. In addition, rust-through corrosion will be covered for 5 years or 100,000 miles (whichever comes first). See dealer for details.

**ASSEMBLY** GMC vehicles and their components are assembled or produced by different operating units of General Motors, its subsidiaries or suppliers to GM worldwide. We sometimes find it necessary to produce GMC vehicles with different or differently sourced components than originally scheduled. Since some options may be unavailable when your vehicle is assembled, we suggest that you verify that your vehicle includes the equipment you ordered or, if there are changes, that they are acceptable to you.

**GMMOBILITY.COM** (1-800-323-3935) GM Mobility offers financial assistance for eligible adaptive equipment to make automotive travel easier for persons with disabilities or special transportation needs. To learn more about special GM Mobility offers, visit [gmmobility.com](http://gmmobility.com).

**GMCARDMEMBERSERVICES.COM** Did you know about the family of reward credit cards that can help you get a great deal on a new GM car, light-duty truck, SUV or crossover? With a GM reward card, you accrue earnings on every credit card purchase to use toward the purchase or lease of an eligible new GM vehicle. With three cards to choose from, you're sure to find one that suits you.

<sup>1</sup>Visit [onstar.com](http://onstar.com) for coverage map, details and system limitations. OnStar Hands-Free Calling requires existing OnStar service contract and prepaid minutes. Not available in certain markets. Data can be made in U.S. and Canada only. Services vary with conditions. <sup>2</sup>If you subscribe after your trial period, subscriptions are continuous until you call SiriusXM to cancel. See SiriusXM Customer Agreement for complete terms at [siriusxm.com](http://siriusxm.com). Other fees and taxes will apply. All fees and programming subject to change. For more information about NavTraffic, visit [siriusxm.com/navtraffic](http://siriusxm.com/navtraffic). XM satellite service is available only to those in the 48 contiguous USA and DC.

©2013 General Motors. All rights reserved. GM, the GM logo, GMC, the slogans, emblems, vehicle model names, vehicle body designs and other marks appearing in this catalog are the trademarks and/or service marks of General Motors, its subsidiaries, affiliates or licensors. iPod and iPhone are registered trademarks of Apple, Inc. Facebook is a registered trademark of Facebook, Inc. Twitter is a registered trademark of Twitter, Inc. YouTube is a registered trademark of Google, Inc. Sirius, XM and all related marks and logos are trademarks of SiriusXM Radio, Inc.



[TWITTER.COM/THISISGMC](http://TWITTER.COM/THISISGMC)



[YOUTUBE.COM/GMC](http://YOUTUBE.COM/GMC)

