

2014

# SIERRA

GMC | WE ARE PROFESSIONAL GRADE



**2014 GMC SIERRA.** To engineer our most dynamic and advanced pickup ever, we didn't limit ourselves to the usual truck innovations. For the all-new 2014 Sierra, we ventured far beyond the automotive category to discover some incredible technologies. For our new available Safety Alert Driver Seat, we're utilizing haptic sensory feedback to alert drivers through their sense of touch. Twenty-first century, smart-grid power generation that conserves energy when demand is low, then makes more when it's needed, was the inspiration for our new EcoTec3 engines that offer abundant power and efficiency.<sup>1</sup> And why should fighter pilots be the only ones to benefit from touch-screen technology? In Sierra, they aren't. Discover how these and other innovations make the 2014 Sierra more than just a truck. It's incredible thinking in the form of a truck. That's Professional Grade.

EPA-estimated 16 city/23 hwy mpg (2WD), 16 city/22 hwy mpg (AWD) with the optional 5.3L V-8 engine.



#### MODELS

- 2 Sierra Family
- 4 Denali Interior
- 8 Driver Technologies
- 10 Double Cab
- 14 All-Terrain

#### PERFORMANCE

- 18 EcoTec3 Technologies
- 20 Powertrain Achievements

#### FEATURES & BENEFITS

- 22 Exterior
- 26 Interior
- 28 Technologies
- 30 Suspension & Chassis
- 32 Trailering
- 34 Safety
- 35 Pro Grade Protection

#### SELECTION

- 38 Materials & Colors
- 40 Wheels
- 42 Accessories
- 44 Specifications



#### SIERRA FAMILY

## THE NEW FACE OF PROFESSIONAL GRADE.

Every Sierra turns refinement, performance and ingenuity into a pickup that's designed and engineered like no other. Improved aerodynamics manage airflow for increased fuel efficiency<sup>1</sup> and decreased wind noise. Inside, Sierra's cabin sets the standard for how quiet, comfortable, and—with its premium materials—how inviting a truck interior can be. It also puts technology that connects, protects and entertains at your fingertips. Out on the road, the all-new EcoTec3 engines use three technologies to produce power, torque and efficiency. To help you better manage your cargo, the 2014 Sierra offers the most innovative cargo box in its class. The result of all of this Professional Grade engineering is a truck you have to drive to appreciate. Now, to select the Sierra that's perfect for your needs, simply open the flap.

SIERRA DOUBLE CAB SLT IN QUICKSILVER METALLIC (left)

SIERRA DENALI CREW CAB IN DNYX BLACK (right)

Vehicles shown with available equipment.

<sup>1</sup>EPA-estimated mpg for 4.3L EcoTec3 engine: 18 city/24 hwy (2WD), 17 city/22 hwy (4WD); 6.2L EcoTec3 engine: 16 city/23 hwy (2WD), 16 city/22 hwy (4WD). EPA estimates for 6.2L EcoTec3 engine not yet available.

## SIERRA EQUIPMENT HIGHLIGHTS

**ONE STANDARD OF EXCELLENCE. SEVERAL EXPRESSIONS.** Once you select your

cab configuration—Regular, new Double or Crew Cab—you can equip it to your liking. Starting with Sierra, each trim level

builds onto the next, all culminating in Sierra Denali—the ultimate expression of Professional Grade.



### SIERRA (1SA)

- EcoTec3 4.3L V-6 engine
- 6-speed automatic transmission
- Four-wheel disc brakes with Duralife brake rotors
- 17" painted steel wheels
- StabiliTrak with trailer sway control
- Cloth 40/20/40 bench front seat
- 4.2" diagonal color radio display with two USB<sup>®</sup> ports; 3.5" diagonal Driver Information Center (DIC)
- Power door locks and windows
- Chrome bumpers with CornerStep rear bumper
- Chrome grille surround
- Four movable cargo box upper tie-downs
- Projector-beam headlamps



### SLE (3SA)

Includes all Sierra standard content with the following additions/replacements:

- Locking rear differential (4WD only)
- Cloth bench seat with lockable underseat storage
- Soft-touch instrument panel
- Aluminum interior trim
- 8" diagonal Color Touch sound system with IntelliLink<sup>®</sup>
- SiriusXM Satellite Radio,<sup>2</sup> 3-month trial
- OnStar,<sup>3</sup> standard for 6 months
- 4.2" diagonal color LCD DIC
- Leather-wrapped steering wheel
- Steering-wheel audio controls
- Rear-Vision Camera System
- Remote keyless entry
- Chrome-accent 3-bar grille insert
- Body-color side molding, door handles and mirror caps
- Power, heated outside mirrors
- LED cargo box lighting
- EZ-Lift and Lower Tailgate



### SLT (4SA)

Includes all SLE standard content with the following additions/replacements:

- EcoTec3 5.3L V-8 engine
- Locking rear differential (2WD and 4WD)
- 18" polished aluminum wheels
- Leather-appointed front bench seats with heat and 10-way power (includes driver memory)
- Power-adjustable pedals
- Manual tilt/telescoping steering column
- Dual-zone automatic air conditioning
- Rear defroster
- Auto-dimming inside rearview mirror
- TIGV outlet in cabin
- Remote start
- Projector-beam headlamps with LED signature lighting
- Fog lamps
- Chrome side moldings
- Heated, power-folding outside mirrors with turn signal indicators
- Chrome door handles and mirror caps



### DENALI (5SA)

Includes all SLT standard content with the following additions/replacements:

- Power sliding rear window with defroster
  - 20" chrome wheels
  - Heated/cooled front leather bucket seats, 12-way power (includes 4-way lumbar)
  - 8" diagonal customizable driver display
  - Heated steering wheel
  - Navigation<sup>4</sup> with IntelliLink<sup>®</sup>
  - Bose<sup>®</sup> audio
  - Bright sill plates
  - Body-color bumpers
  - Recovery hooks (2WD and 4WD)
  - Front and rear park assist
  - Chrome exhaust tip (dealer-installed)
  - Chrome 5" rectangular assist steps
- EXPERIENCE THE ULTIMATE SIERRA AT GMC.COM/DENALI

<sup>1</sup>Not compatible with all devices. <sup>2</sup>Full functionality requires compatible Bluetooth<sup>®</sup> and smartphone. Some devices require USB connectivity. Data plan rates apply. <sup>3</sup>If you subscribe after your trial period, subscription is continuous until you call SiriusXM to cancel. See SiriusXM Customer Agreement for complete terms at siriusxm.com. Other fees and taxes will apply. All fees and programming subject to change. XM satellite service is available only to those in the 48 contiguous USA and DC. <sup>4</sup>Go to onstar.com for details and system limitations. <sup>5</sup>Map coverage available in the United States, U.S. Virgin Islands, Puerto Rico and Canada.




SIERRA ALL-TERRAIN CREW CAB SLT IN QUICKSILVER METALLIC (left)  
SIERRA DENALI CREW CAB IN ONYX BLACK (center) SIERRA DOUBLE CAB SLT IN QUICKSILVER METALLIC (right)  
Vehicles shown with available equipment.



Personalize your Sierra with  
Professional Grade accessories, pg. 42.

Discover the full range of  
Sierra capabilities, pg. 44.

MODELS | 3

A high-angle, close-up photograph of the interior of a vehicle, specifically the front and rear passenger areas. The seats are upholstered in a dark, possibly black, leather with visible stitching. The center console and door panels feature wood-grain trim. The overall lighting is dim, highlighting the textures of the leather and wood.

**AS QUIET AS A LUXURY SUV.** Sierra achieves a new standard for solitude thanks to triple door seals, sound-absorbing materials and an inlaid design that fits the doors precisely into the body. Sierra Denali takes attention to detail a step further with heated and cooled premium leather-trimmed front bucket seats, a heated leather-wrapped steering wheel, new soft-touch instrument panel, real aluminum trim and contrasting stitching.



Don't miss a beat with the available (standard on Denali) Bose premium 7-speaker audio system, pg. 28.



**YOURS TO COMMAND.** Inspired by modern fighter jets, Sierra's all-new ergonomically configured instrument panel puts information where it's most visible and controls are easily accessible. In Sierra Denali, the new 8" diagonal color touch-screen with navigation<sup>1</sup> provides dynamic response, while a new 8" Customizable Driver Display lets you personalize vital information. Knobs and buttons are larger to accommodate gloved hands, while gauges are easier to read and LED back-lit.

<sup>1</sup>Map coverage available in the United States, U.S. Virgin Islands, Puerto Rico and Canada.



Make entertainment personal with the Color Touch Sound System with IntelliLink, pg. 28.

## DRIVER TECHNOLOGIES

**PRECISION INSTRUMENTS.** The 2014 Sierra provides the very latest technologies to help you work smarter and improve your driving experience.

From personalized available voice-activated entertainment and navigation to available Driver Alert safety technologies, to Denali's personalized gauge display, you're surrounded by everything you need to do your best.



**CUSTOMIZABLE DRIVER DISPLAY** Sierra Denali's new reconfigurable gauge cluster allows you to personalize the new 8" diagonal color Driver Information Center (DIC) for optimal viewing. By choosing from a menu of display themes, you're able to control not only what information you see, but how you see it.



**PERSONALIZED ENTERTAINMENT AND NAVIGATION** Sierra's new available 8" diagonal LCD center touch-screen is the perfect display for the available Color Touch Sound System with IntelliLink,<sup>1</sup> as well as the available Navigation System.<sup>2</sup> The screen provides instant information, dynamic response and predictive functionality to help you multitask at the worksite.

<sup>1</sup>Full functionality requires compatible Bluetooth and smartphone. Some devices require USB connectivity. <sup>2</sup>Map coverage available in the United States, U.S. Virgin Islands, Puerto Rico and Canada. <sup>3</sup>Not compatible with all devices.



**SAFETY ALERT TECHNOLOGIES** To help avoid trouble, Sierra is the first full-size pickup to offer the new available Driver Alert Package, including Forward Collision Alert, Lane Departure Warning and the Safety Alert Driver Seat. These innovations help provide additional sources of information about the driving environment surrounding your Sierra.



**CENTER PANEL INSTRUMENTATION** Access to controls and power sources is centrally located and within easy reach of the driver's seat. This array of switches puts Sierra's important functions at your fingertips. Opt for available bucket seats with center console and get access to USB ports<sup>1</sup> and power outlets for convenient power boost.

## THINKING INSIDE THE BOX.

Unlike the stamped-steel approach of the other guys, at GMC we use a roll-formed process for Sierra's cargo bed for the same reason it's used on submarine hulls: it allows us to use higher-grade steel that's stronger, lighter and more durable.

For 2014, Sierra offers a maximum payload of more than a ton<sup>1</sup> (2108 lbs) to help manage more cargo. The new available 6-foot, 6-inch cargo box on Crew Cab provides nearly an extra foot of hauling capacity. Depending on the cab, a 5-foot, 8-inch or 8-foot box is also available.

\*Maximum payload capacity includes weight of driver, passengers, optional equipment and cargo.





Extend your workday with available under-rail LED box lights, pg. 25.

Secure almost any shape or size load with movable upper tie-down hooks, pg. 25.



**EASIER COME. EASIER GO.** Setting a design standard for truck interiors means SLE and SLT models surround you with premium, durable materials. And the new Double Cab features forward-hinged rear doors to make getting in and out of the rear seat easier in tight places.



Stay connected and powered up with convenient USB and power outlets, pg. 28.





**ALL-TERRAIN: YOUR IMAGINATION SHOULDN'T BE LIMITED BY PAVEMENT.** Keep it going long after the road ends. Sierra with the available All-Terrain Package includes the Z71 Off-Road Suspension Package, Hill Descent Control and adds off-road jounce bumpers, a high-capacity air cleaner, underbody shield protection and Rancho® Tenneco® shocks. Enhancing its unique appearance are a body-colored grille and bumpers and 18-inch chrome aluminum wheels.




**OFF ROAD DOESN'T MEAN ROUGHING IT.** The Sierra All-Terrain Packages ensure that no matter how rugged the going is outside, it's always durable, comfortable and supportive inside. All-Terrain features an exclusive interior that includes carbon-fiber-inspired accents, unique seat designs, special dark aluminum IP material and other distinctive All-Terrain appointments.




It's easier than ever to get into Sierra,  
thanks to improved rear-seat access, pg. 26.

**INSTANTANEOUS RESPONSE** Electronic Throttle Control plays a key role in optimizing DI, AFM and VVT. A sensor measures pedal position, signaling the throttle to open at the precise rate and angle.

**KEEPS ITS COOL** A new composite intake manifold reduces mass and helps thermally isolate air from under-hood heat. This improves volumetric efficiency (power and torque) during hot conditions.



**PERFORMANCE HARMONY** The new plenum design delivers the precise balance of power and torque. Manifold geometry was analyzed to develop robust combustion for maximum performance.



**NEW BLOCK ON THE BLOCK** EcoTec3 engines utilize a deep-skirt aluminum block, enhanced cooling and newly designed cylinder heads. An engine-driven high-pressure fuel pump optimizes Direct Injection for outstanding performance and efficiency.

## POWERTRAIN

### THE BEST FUEL ECONOMY OF ANY V-8 PICKUP, AND EVEN SOME V-6s.<sup>1</sup>


The all-new Sierra EcoTec3 engine family features GMC's latest technologies: Direct Injection (DI), Active Fuel Management (AFM) and continuously Variable Valve Timing (VVT) to deliver power when needed and fuel efficiency<sup>1</sup> when less power is called for. No other competitive pickup offers these standard technologies in all its engines: 4.3L V-6, 5.3L V-8 and 6.2L V-8. In fact, the available 5.3L V-8 generates 355 hp, 383 lb-ft of torque and 23 mpg hwy,<sup>1</sup> giving it the best V-8 pickup fuel economy. Translating all of Sierra's power and torque is our proven electronically controlled Hydra-Matic 6-speed automatic transmission.

<sup>1</sup>MPG estimates mpg for 4.3L EcoTec3 engine: 18 city/24 hwy (2WD), 17 city/22 hwy (4WD). 5.3L EcoTec3 engine: 18 city/23 hwy (2WD), 16 city/22 hwy (4WD). EPA estimates for 6.2L EcoTec3 engine not yet available.

**OUTSMARTING TRADITIONAL POWER GENERATION.** Twenty-first century smart-grid power-plant technology conserves energy when demand is low, then makes more when it's needed. The EcoTec3 engine works the same way by shutting down cylinders, varying valve timing and utilizing Direct Injection to produce power when you need it and fuel economy<sup>1</sup> when you don't.



**DIRECT INJECTION** For precise fuel distribution and fast, efficient combustion, all engines benefit from DI technology. The system moves the fuel closer to the ignition point in the engine—the combustion chamber. By injecting fuel at over 2000 psi, the air and fuel mix more completely. This helps the charge to burn fast for crisp throttle response and maximized combustion efficiency at cruising speeds.



**ACTIVE FUEL MANAGEMENT** By sensing load and demand, AFM optimizes fuel efficiency<sup>1</sup> by activating or deactivating cylinders (two on the V-6 and four on the V-8). Under high-demand conditions, such as at high speeds or when loads demand more power, the valve's switching mechanism is depressurized, re-engaging the cylinder and restoring full power—without you ever noticing the transition.



**VARIABLE VALVE TIMING** For responsiveness in low-speed city driving and bold power for open-road passing or trailering, all Sierra engines feature continuously VVT. It monitors and adjusts valve open and close points for near-peak levels of torque across the entire range of engine speeds. A unique dual-equal phaser adjusts the camshaft timing for both intake and exhaust valves.

<sup>1</sup>EPA estimated mpg for 4.3L EcoTec3 engine: 18 city/24 hwy (240), 17 city/22 hwy (440); 5.3L EcoTec3 engine: 16 city/23 hwy (290), 16 city/22 hwy (440). EPA estimates for 6.2L EcoTec3 engine not yet available.

SEE ECOTEC3 ENGINES IN ACTION AT [GMC.COM/ECOTEC3](http://GMC.COM/ECOTEC3)

**OUR ENGINEERS HAVE ALWAYS BEEN OVERACHIEVERS.** In a perfect world, truck engines would produce an abundant amount of power and torque for hauling and trawling, while doing it all efficiently. Welcome to the GMC EcoTec3 family of engines—making this the most powerful Sierra 1500 lineup, ever. You'll find that they combine a host of performance capabilities that also help you overachieve.



**LV3 ENGINE** 4.3L V-6 EcoTec3 with Active Fuel Management, Direct Injection and continuously Variable Valve Timing. Includes aluminum block construction with FlexFuel capability, capable of running on unleaded or up to 85 percent ethanol.<sup>2</sup>

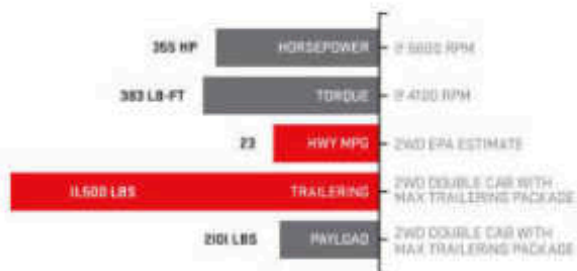


**ENGINEERING ACHIEVEMENTS FOR 4.3L V-6**

- Class-leading standard V-6 payload rating of up to 2100 lbs<sup>3</sup>
- Best-in-class standard V-6 trailer weight rating of up to 7600 lbs<sup>4</sup>
- Most torque of any standard V-6 in its class



**LB3 ENGINE** 5.3L V-8 EcoTec3 with Active Fuel Management, Direct Injection and continuously Variable Valve Timing. Includes aluminum block construction with FlexFuel capability, capable of running on unleaded or up to 85 percent ethanol.<sup>2</sup>



**ENGINEERING ACHIEVEMENTS FOR 5.3L V-8**

- The best fuel economy of any V-8 pickup<sup>5</sup>
- Competition-leading trailer weight rating of up to 11,500 lbs<sup>6</sup>



**LB6 ENGINE** 6.2L V-8 EcoTec3 with Active Fuel Management, Direct Injection and continuously Variable Valve Timing. Includes aluminum block construction. [This option will not be available until fall 2013.]



**ENGINEERING ACHIEVEMENTS FOR 6.2L V-8**

- The most powerful engine offered in any light-duty pickup
- Its trailer weight rating of up to 12,000 lbs<sup>6</sup> is the most offered in a light-duty pickup

**FEATURES & BENEFITS**  
**PROFESSIONAL GRADE:**  
**A USER'S GUIDE.**

Every one of Sierra's components is engineered to a level of excellence we call Professional Grade.

The result is uncompromising comfort, highly capable performance and innovation at every turn. What follows are detailed insights into how these features span the entire vehicle—including Pro Grade Protection [see page 35 to learn more] to help maintain a premium driving, hauling and trawling experience.

<sup>1</sup>When running on E85, Sierra offers an EPA-estimated mpg 12 city/16 hwy 4.3L V-6 2WD; 12 city/17 hwy 5.3L V-8 2WD. E85 FlexFuel capability is not available in AZ, CA, CT, DE, MA, MD, ME, NJ, NY, OR, PA, RI, VT and WA. E85 is a combination of 85% ethanol and 15% gasoline. Go to [www.gmc.com/efv](http://www.gmc.com/efv) to see if there is an E85 station near you. <sup>2</sup>Maximum payload capacity includes weight of driver, passengers, optional equipment and cargo. <sup>3</sup>Maximum trailer weight ratings are calculated assuming a basic vehicle, except for any option(s) necessary to achieve the rating, plus driver. The weight of other optional equipment, passengers and cargo will reduce the maximum trailer weight your vehicle can tow. See your GMC dealer for additional details. <sup>4</sup>EPA-estimated mpg for 5.3L EcoTec3 engine: 16 city/23 hwy (2WD); 16 city/23 hwy (4WD).

**OUR DESIGNERS LOVE DETAILS AS MUCH AS OUR ENGINEERS DO.** Achieving a level of perfection otherwise known as Sierra Denali means there is no such thing as a small detail. That's why all it takes is one look to know that Sierra is as well designed as it is engineered.



**DISTINCTIVE SIGNATURE GRILLE** Sierra Denali's commanding presence is immediately signaled by the unique appearance of its chrome three-dimensional grille.



**BODY-COLOR BUMPER** Along with a chrome lower fascia, Denali's body-color front bumper gives Sierra an unmistakable style.



**EXCLUSIVE 20" CHROME WHEELS** There's no mistaking these 10-spoke 20" aluminum wheels. Denali is tastefully stamped into the rims.



SIERRA DENALI IN ONYX BLACK shown with available equipment.



Get a helping hand with the redesigned cargo box, pg. 24.

Personalize your Sierra with an array of available accessories, pg. 42.

## EXTERIOR FEATURES

### MANAGES THE AIR AND YOUR CARGO.

Sierra's purposeful design helps reduce wind noise for a quiet cabin while increasing fuel efficiency.<sup>1</sup> Sierra is also ready, willing and able to solve any challenge, offering the most innovative cargo box in its class.

**1 STYLING WITH A PURPOSE** The styling of the new Sierra was crafted with the purpose of commanding plenty of attention. This is accomplished with strong, muscular lines and distinctive curves. Even the way the wheel arch moldings are tightly integrated into the fenders helps protect the finish against chipping from stones and debris.



**2 ENGINEERED AIRFLOW** Managing and optimizing airflow for your benefit is an achievement shared by GMC engineers and designers. The new dimensional grille captures a larger portion of air to help cool the engine. Now, only air necessary for cooling is directed into the engine compartment, while the rest flows smoothly around the truck. Sierra's sculpted styling also serves the purpose of reducing wind noise to create a quieter cabin. The resulting lower drag coefficient also enhances Sierra's fuel efficiency.<sup>1</sup>

<sup>1</sup>EPA estimate mpg for 4.3L EcoTec3 engine: 18 city/24 hwy (2WD), 17 city/22 hwy (4WD); 5.3L EcoTec3 engine: 16 city/23 hwy (2WD), 16 city/22 hwy (4WD). EPA estimates for 6.2L EcoTec3 engine not yet available.



**3 SIGNATURE LIGHTING** In a GMC pickup first, Sierra introduces a new projector-beam headlamp fully integrated into the grille surround. The headlamps create a bold, distinctive appearance, further enhanced with available LED signature lighting (standard on SLT and Denali).

**REDESIGNED CARGO BOX** The pickup box floor is expertly crafted from strong and durable roll-formed steel. Simple, yet all-too-important elements like standard rail protectors at the top of the box improve damage resistance. And to help reduce turbulence, a rear spoiler is integrated into the top of the tailgate.



**3 EZ-LIFT AND LOWER TAILGATE** Getting to the cargo box is now easier with the new available EZ-Lift and Lower Tailgate. A torsion bar reduces effort to raise the tailgate, and a rotary damper allows for gradual lowering when opening it. To help prevent damage, rail protectors are built into the top of the box and tailgate. And to help reduce turbulence, a rear spoiler is integrated into the top of the tailgate.

**4 LED UNDER-RAIL LIGHTS** Available LED lights are conveniently positioned under each cargo box rail to make it easier to load or unload at night, or when the box is enclosed by a tonneau cover.

**5 MOVABLE TIE-DOWN HOOKS** Four new patented, load-bearing upper tie-down hooks are standard. Rated at 250 pounds each, they can be repositioned in several places around the box depending on the cargo being secured.

**6 CORNERSTEP REAR BUMPER** Integrated into the corners, these new bumper steps make it easy to access the cargo box. The deep tread of the step is designed to accommodate large steel-toed boots. Along with the corner steps, new hand assists built into the top of the side rails help give you a boost into the bed.

**AEROSPAT** Air deflectors are now located in front of the rear tires to direct air around the wheel openings to help reduce turbulence and drag. The result is a more efficient driving experience.

## INTERIOR

**YOU WON'T HEAR A QUIETER FULL-SIZE PICKUP.** Sierra achieves new standards for how quiet and supportive a truck can be.

Climb into Sierra and new seats support you, while premium materials like available leather-appointed seating and real aluminum trim surround you.

Convenient and generous storage options abound so everything is at your fingertips.



**7 PREMIUM MATERIALS** Setting a design standard for truck interiors means SLE and SLT models surround you with attractive, durable materials. On select models, the instrument panel provides a new premium, soft-touch feel, real aluminum trim and contrasting stitching that gives the interior an overall contemporary and finished appearance.

**LASTING COMFORT SEATS** Hard work shouldn't be without its comforts. That's why the seats in Sierra feature a new sculpted design and also provide lasting comfort with dual-firmness foam. This helps ensure they retain their shape over time, reducing driver and passenger fatigue. The seats are also smart, thanks to the new available Driver Alert Package. The driver's seat vibrates depending on inputs from the Forward Collision Alert and Lane Departure Warning. See page 34 to learn more.



**8 GENEROUS STORAGE** We understand that Sierra may be your mobile office. GMC designers kept that in mind when constructing the new available center floor console. It's been designed to help maximize space. Movable cupholders provide flexibility, and a cavernous storage bin offers enough room to accommodate your hanging files, laptop or other mobile devices. We've even added pockets to the sides of the console so you have an ideal place for notebooks, wallets or other documents.

**9 EASY REAR-SEAT ACCESS** Sierra has always been easy to get into. But now, we've improved rear-seat comfort and access by adding nearly 2 inches of leg room on Crew Cabs. Getting into and out of the rear seat of the Double Cab is also easier in tight places, thanks to new forward-hinged rear doors. On both models, the rear doors are bigger to provide easy entry to and exit from the second row. This was accomplished without enlarging the cabin, but by cleverly using the existing space.




**99 PURPOSEFUL DOOR PANELS** Purposeful design also means crafting door trim panels that look good and are made from a material that is reinforced to stand up to everyday wear and tear. You'll also appreciate the convenience of easy dual "grab and go" storage pockets integrated into the doors, so everything you need is within easy reach.

**100 UPPER AND LOWER GLOVE BOXES** To keep the cabin clutter-free, Sierra features new twin glove boxes to provide you and your fellow companions with personal storage areas.



**POWER-SLIDING REAR WINDOW** The available power-sliding rear window now offers a new defrost feature to improve visibility.

**HEATED AND COOLED FRONT SEATS** The ultimate in all-weather comfort, these seats are appointed in a perforated leather that allows the cooling feature to circulate air between you and the seat surface. They are standard on Denali and available on SLT models.



**HEATED STEERING WHEEL** Standard on Denali, the leather-wrapped, heated steering wheel adds soothing warmth whenever the driver demands it.

**CLIMATE CONTROL** All Sierra models are equipped with air conditioning. Automatic dual-zone climate control with individual settings for the driver and right-front passenger is standard on SLT and Denali, and available on SLE.

**POWER FRONT SEATING** Get comfortable more easily with power-adjustable front seats. Power driver-seat adjustment is available for 40/20/40 seating with select equipment packages, and power driver and passenger seats are included with all bucket seats in SLE (six-way), SLT (10-way) and Denali (12-way).

**POWER-ADJUSTABLE PEDALS** To help drivers of varying sizes sit at a comfortable distance from the steering wheel, adjustable pedals with memory are available on SLE and SLT models, and are standard in Denali.

## TECHNOLOGIES

**THE BRAINS BEHIND THE BRAWN.** Sierra's brainpower doesn't take a backseat to its horsepower. Inside you'll find some of the industry's most advanced and personalized technologies. Use your voice to stay connected, informed and entertained with the new available IntelliLink<sup>3</sup> audio and navigation<sup>2</sup> systems. And Denali's new Customizable Driver Display allows you to arrange vehicle information you want, where you want it.

**16 CUSTOMIZABLE DRIVER DISPLAY** Choose Sierra Denali, and a reconfigurable gauge cluster allows you to personalize the new 8" color DIC for optimized information placement. The DIC's menu can be navigated with steering-wheel controls. Driver alerts are also clearly displayed.

**17 DRIVER INFORMATION CENTER** To make important information easy to comprehend at a glance, GMC designers created a new available 4.2" diagonal color Driver Information Center (DIC) with improved gauge placement. Even certain radio information can now be displayed in the DIC. The DIC's menu can be navigated with steering-wheel controls. Driver alerts are also clearly displayed.

**18 PERSONALIZED ENTERTAINMENT** Sierra offers the new available GMC 8" diagonal Color Touch Sound System with IntelliLink.<sup>3</sup> Featuring a full-color screen, IntelliLink adds hands-free, voice-activated control of your communication and entertainment. Stream Pandora<sup>®</sup> internet radio<sup>3</sup> through your smartphone or sync your MP3 music library. My Media connects media libraries from multiple devices in the truck. You can even store frequently used phone contacts for quick access.

**19 VOICE AND TOUCH-SCREEN NAVIGATION** In response to your voice or touch commands, Sierra's available Navigation System<sup>2</sup> displays 2-D or 3-D map graphics on the 8" diagonal center-mounted screen. NavTraffic (with 3-month trial of SiriusXM<sup>®</sup>) incorporates real-time traffic and road conditions into the screen, directing you toward the most efficient route.

SEE IT IN ACTION AT [GMC.COM/VISION](http://GMC.COM/VISION)

**20 STEERING-WHEEL-MOUNTED CONTROLS** Keeping your eyes on the road, you can activate available Bluetooth<sup>3</sup> phone controls with your fingertips. The system simply links your compatible Bluetooth device to Sierra's audio system.

**21 CONNECTIVITY** Depending on the model you choose, you'll never be far from a convenient power supply: up to six USB ports,<sup>3</sup> four auxiliary power outlets and a new 110-volt outlet keep first- and second-row passengers connected and powered up.

**BOSE<sup>®</sup> AUDIO SYSTEM** The Bose system is engineered to give you the realism and presence of a live performance. Standard on Denali and SLT and available on SLE models.

**REAR-SEAT ENTERTAINMENT SYSTEM** Your rear-seat passengers will enjoy the ride even more. Available in SLT and Denali Crew Cab models, the system includes a DVD/Blu-ray player with 9.2" diagonal LCD flip-down screen, two sets of wireless headphones and an A/V remote control.

**REAR-VISION CAMERA SYSTEM** The center screen also serves as your monitor for the Rear-Vision Camera System standard on most models. Its dynamic grid lines provide the perfect target when backing up or hitching a trailer.

**REMOTE VEHICLE START** This available feature lets you start your vehicle from up to 195 feet away. Your Sierra will run for up to 10 minutes. If equipped with the automatic climate control system, it will default to heating or cooling mode based on the outside temperature.


### SIRIUSXM SATELLITE RADIO/NAVTRAFFIC<sup>1</sup>

On most models, enjoy SiriusXM Satellite Radio with a 3-month trial subscription to the XMPremier Package. Only SiriusXM brings you more of what you love, all in one place. Get over 130 channels, including commercial-free music, plus the best sports, news, talk, comedy and entertainment. With NavTraffic, you'll get continuously updated traffic information as it occurs, right on your vehicle's available navigation system. Welcome to the world of SiriusXM.

<sup>1</sup>Full functionality requires compatible Bluetooth and smartphone. Some devices require USB connectivity. <sup>2</sup>Map coverage available in the United States, U.S. Virgin Islands, Puerto Rico and Canada. <sup>3</sup>Data plan rates apply. <sup>4</sup>If you subscribe after your trial period, subscriptions are continuous until you call SiriusXM to cancel. See SiriusXM Customer Agreement for complete terms at [siriusxm.com](http://siriusxm.com). Other fees and taxes will apply. All fees and programming subject to change. For more information about NavTraffic, visit [siriusxm.com/navtraffic](http://siriusxm.com/navtraffic). XM satellite service is available only to those in the 48 contiguous USA and DC. <sup>5</sup>Go to [totalconnect.com](http://totalconnect.com) to find out which phones are compatible with the vehicle. <sup>6</sup>Not compatible with all devices.


DISCOVER DENALI'S TECHNOLOGIES AT  
[GMC.COM/PERSONALTECH](http://GMC.COM/PERSONALTECH)





## SUSPENSION & CHASSIS

**RIDE. HANDLED.** Sierra is crafted from thousands of components, yet their sheer brilliance comes from how they seamlessly work in unison. Precise integration of tires, wheels, chassis, suspension, steering, axles and new Duralife brake rotors helps provide greater command and control of your Sierra. For the all-new Sierra, the challenge was far from simple. Engineers were asked to reduce weight to transfer increased engine output to the road and build upon Sierra's already impressive ride and handling qualities, all without diminishing its legendary power, capability and durability. The successful result epitomizes the GMC philosophy that just being good enough is never enough—there are always new goals to overachieve.



19

**19 CORROSION-RESISTANT DURALIFE BRAKE ROTORS** To reinvent the brake rotor, GMC engineers used Ferritic Nitro-Carburizing (FNC) technology, which can help double rotor life. FNC is a patented GM-exclusive corrosion protection process designed to prolong rotor life by hardening the rotor surface. It provides protection against rust to help prevent steering-wheel shudder when applying the brakes.

**18 COIL-OVER-SHOCK FRONT SUSPENSION** This fully independent system is precisely tuned for improved handling. The front shock module has been enhanced to increase road isolation in response to even smaller vibration inputs. A thicker spring isolator and a higher spring rate produce a more controlled ride. The new 34-mm hollow stabilizer bar reduces weight without sacrificing vehicle stability.

**HIGH LATERAL-RATE BODY MOUNTS** Connecting the body to the frame are new high-lateral-rate and redesigned hydraulic body mounts. You'll enjoy improved comfort and a smoother, quieter ride. The new shear-style mounts at the front of the cab dampen side-to-side vibrations, while the new hydraulic mounts at the rear of the cab dampen vertical vibrations.

**20 ELECTRIC RACK-AND-PINION STEERING** The new electric variable assist power rack-and-pinion steering system on Sierra improves fuel efficiency versus engine-powered systems. The variable assist is tuned to provide less assist at highway speeds for a solid on-center feel, and more assist for less steering effort when you're maneuvering in tight spaces.

**HYDROFORMED FRAME** Providing Sierra with the ultimate in a solid foundation is a hydroformed, boxed, high-strength steel frame. This allows Sierra to haul more, tow more and tackle more rugged terrain while you and your companions are sitting comfortably.

**WIDER WHEELS** This is where every aerodynamic, power, torque and handling innovation engineered into Sierra meets the pavement. That's why new half-inch-wider 17", 18" and 20" wheels provide greater on-center feel and crisper control during subtle steering movements.



21

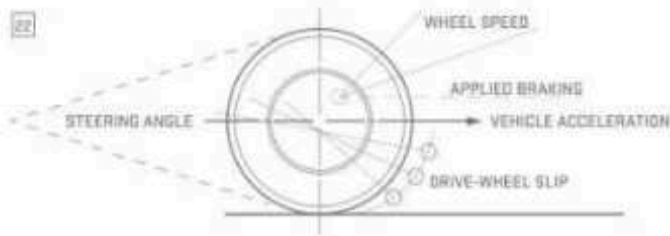
**21 AUTOMATIC LOCKING REAR DIFFERENTIAL** This feature directs power to the wheel with the most traction on loose gravel or slippery surfaces. It is available on SLE, SLT and Denali 4WD models and available on 2WD (standard on Denali).

**22 STABILITRAK** Sierra's electronic stability control system helps improve stability by detecting and reducing traction loss. It senses when Sierra is not responding to steering inputs, adjusting engine speed and applying brake pressure to any individual wheel to help maintain directional control. For rollover mitigation, Stabilitrak anticipates a vehicle "tip up" situation, rapidly braking to help reduce lateral forces and the likelihood of a rollover.

**LARGER RING GEARS** Sierra's increased horsepower and torque call for an enhanced way to transmit that power to the pavement. That's why the rear axle features a larger (9.5") ring gear on the V-8s, and the redesigned rear axles are now stronger and beefier to handle the increased power capacity. This robust axle design also provides improved durability.

\*EPA-estimated mpg for 4.3L EcoTec3 engine: 16 city/24 hwy (2WD), 17 city/20 hwy (4WD). 5.3L EcoTec3 engine: 16 city/23 hwy (2WD), 16 city/22 hwy (4WD). EPA-estimated for 6.2L EcoTec3 engine not yet available.

SEE IT IN ACTION AT [GMC.COM/STABILITRAK](http://GMC.COM/STABILITRAK)




22

## TRAILERING FEATURES

**PULL UP TO 12,000 LBS. LEAVE WORRY BEHIND.** The 2014 Sierra is all about strength, thanks to meticulous attention to detail throughout its drivetrain, suspension and body structure. It's strong enough to achieve a best-in-class standard V-6 engine trailer weight rating of up to 7600 lbs. On models with the available 6.2L V-8 and Max Trailering Package, it produces a class-leading rating of up to 12,000 lbs, while the 5.3L V-8 comes in at 11,500 lbs and Denali at 9,800 lbs.<sup>1</sup> Before Sierra is even in motion, systems are monitoring conditions and preparing the truck to overachieve.

<sup>1</sup>Class is half-ton full-size pickups. Sierra's 7600-lb rating requires Sierra Regular Cab Standard Box 4WD with 4.3L EcoTec3 V-6 engine. Sierra's 12,000-lb rating requires Sierra Flexible Cab or Crew Cab 2WD with 6.2L EcoTec3 engine and Max Trailering Package (available fall 2013). Sierra's 11,500-lb rating requires Sierra Double Cab 2WD with 5.3L EcoTec3 engine and Max Trailering Package (available fall 2013). Maximum trailer weight ratings are calculated assuming a base vehicle, except for any option(s) necessary to achieve the rating, plus driver. The weight of other optional equipment, passengers and cargo will reduce the maximum trailer weight your vehicle can tow.





**23 HILL DESCENT CONTROL** Activated by pushing a button within easy reach on the instrument panel, Hill Descent Control is included on Z71 models, All-Terrain and available on Denali. It uses antilock braking to provide a smooth and controlled hill descent in rough terrain without you having to touch the brake pedal.

**MAX TRAILERING PACKAGE** Dynamic towing results when Sierra is equipped with this available feature. It includes an automatic locking rear differential, 282 Trailering Package, heavy-duty 9.76" rear axle with 3.73 axle ratio, increased-capacity rear springs, integrated trailer brake controller, enhanced cooling system and recalibrated shock tuning for increased control.

**24 HILL START ASSIST** Sensors automatically detect when Sierra is on a 5 percent grade or more. It holds the brakes for up to 1.5 seconds or until the accelerator is pressed, preventing rollback. It is most effective when trailering, giving you time to switch from the brake to the accelerator without rolling.

**25 TOW/HAUL MODE** To give you even more power to accelerate when trailering or hauling heavy loads, Tow/Haul mode raises transmission upshift points. This feature also helps you slow Sierra by raising downshift points, which use engine compression to slow your Sierra instead of merely braking.

**TRAILER SWAY CONTROL** Keep both you and your trailer heading in the same direction, automatically. This system uses StabiliTrak sensors to detect a swaying trailer, and it applies both the vehicle's and the trailer's brakes (if properly equipped) to help bring it back in line.

**26 TRAILER BRAKE CONTROLLER** For fingertip control and easy monitoring of your trailer brakes, Sierra offers an available integrated trailer brake controller. Now conveniently located to the upper left of the steering wheel, it even displays the level of brake force or "gain" in the Driver Information Center.

**AUTO GRADE BRAKING** This standard feature automatically senses when you want to slow your Sierra and engages a Grade Braking shift pattern to help maintain your desired speed.

**TAPSHIFT** For drivers who prefer full control over their truck's shifting, enhanced TapShift controls on the shift lever are backed by a patent-pending shift algorithm that improves shift response time by up to 60 percent compared with previous systems.

## SAFETY FEATURES

**A STARRING ROLE.** The 2014 Sierra 1500 Crew Cab is the first pickup to receive a 5-Star Overall Vehicle Score for safety since NHTSA revised its criteria in 2011.<sup>1</sup> Sierra is also the first full-size pickup to offer the new available Driver Alert Package that makes you aware of vehicles in front of you or when you wander out of your lane, while a system of air bag supplemental restraints<sup>2</sup> provides added protection.

27



29



**27 SAFETY ALERT TECHNOLOGIES** The best way to handle a collision is to avoid it. The available Forward Collision Alert (FCA) warns you when you're rapidly approaching another vehicle and it appears a collision is imminent. The available Lane Departure Warning (LDW) alerts you if you wander from your lane without using your turn signal. Both provide a visual alert and allow you to choose from additional audible signals, or the new Safety Alert Driver Seat uses vibrations to warn you.

**WATCH THEM COME TO LIFE AT  
GMC.COM/CONFIDENCE**

**29 FRONTAL AIR BAGS<sup>2</sup>** All Sierra models come with driver and front-passenger air bags. To help reduce the risk of injury to passengers, dual-stage frontal air bags use sensors to gauge the severity of a crash, then determine whether to deploy one or two levels of inflation. Sierra also features a Passenger Sensing System for the outboard front passenger that automatically turns off the air bag if the passenger is under the appropriate weight.

**HEAD CURTAIN SIDE-IMPACT AIR BAGS<sup>2</sup>** These air bags unfurl from the roof rail like a protective curtain for outboard passengers, and can be activated by either rollover sensors or side-impact sensors.

**SEAT-MOUNTED SIDE-IMPACT AIR BAGS<sup>2</sup>** To help protect the thorax and pelvic regions of the driver and outside front passenger in a side-impact collision, Sierra includes side-impact air bags mounted on the driver and outside front passenger seat.

**LATCH CHILD SEAT ANCHORING SYSTEM** Make it easier to properly install a child seat. LATCH stands for Lower Anchors and Top tethers for CHildren. A LATCH seat will install to specially designed retainer hooks in your Sierra with an audible "click." It also means that you can install a top tether strap that helps limit movement in a forward crash to help reduce the chance of injury.

**REINFORCED STEEL SAFETY CAGE DESIGN** Sierra's robust body structure is engineered to help maintain the integrity of the passenger compartment in the event of a collision. All steel from wheel to wheel, the body is designed to crush in a controlled manner in the event of a collision, absorbing the energy of a crash as much as possible.

**PASS-KEY III THEFT DETERRENT SYSTEM** Preventing unauthorized starting attempts in your Sierra comes down to a tiny chip found in your ignition key. It functions as an electronic "fingerprint" that disables your starting system if it detects a theft attempt is under way.

<sup>1</sup>Government 5-Star Safety Ratings are part of the National Highway Traffic Safety Administration's (NHTSA's) New Car Assessment Program ([www.safercar.gov](http://www.safercar.gov)). <sup>2</sup>Air bag inflation can cause severe injury or death to anyone too close to the bag when it deploys. Be sure every occupant is properly restrained. Always use safety belts and the correct child restraint for your child's age and size, even with air bags. Even in vehicles equipped with the Passenger Sensing System, children are safer when properly secured in a rear seat in the appropriate infant, child or booster seat. Never place a rear-facing infant restraint in the front seat of any vehicle equipped with an active frontal air bag. See your vehicle Owner's Manual and child safety seat instructions for more safety information.

GMC PRO GRADE PROTECTION

## THE INDUSTRY'S BEST PICKUP COVERAGE.

Pro Grade Protection is now standard on every 2014 Sierra.

From scheduled maintenance to protecting the entire vehicle,

you can drive with confidence.

2-YEAR/24,000-MILE RECOMMENDED  
SCHEDULED MAINTENANCE<sup>1</sup>

3-YEAR/36,000-MILE BUMPER-TO-BUMPER  
LIMITED WARRANTY<sup>2</sup>

5-YEAR/100,000-MILE POWERTRAIN  
LIMITED WARRANTY<sup>3</sup>

<sup>1</sup>Covers only scheduled oil changes with filter, four-wheel tire or single-rear-wheel rotations and 17-point inspections, according to your new vehicle's recommended maintenance schedule, for up to 2 years or 24,000 miles, whichever comes first. Does not include air filters. Maximum of four service events. See participating dealer for other restrictions and complete details. <sup>2</sup>Whichever comes first. See dealer for limited warranty details. <sup>3</sup>Visit [gmc.com](http://gmc.com) for coverage map, details and system limitations. OnStar acts as a link to existing emergency service providers. <sup>4</sup>OnStar acts as a link to existing emergency service providers. Not all vehicles may transmit all crash data. <sup>5</sup>Roadside service provided by MetLife Roadside Services. <sup>6</sup>Services vary by model and conditions. <sup>7</sup>Visit [onstar.com](http://onstar.com) for coverage map, details and system limitations. OnStar Hands-Free Calling requires existing OnStar service contract and prepaid minutes. Not available in certain markets. Calls can be made in U.S. and Canada only. <sup>8</sup>Available on select Apple, Android and BlackBerry devices. Services vary by device, vehicle and conditions. Requires an active OnStar subscription. <sup>9</sup>Access is available for 5 years from the date of vehicle delivery and is transferable. Does not include any emergency services or other OnStar services. To learn more about RemoteLink Key Fob Services, or if your vehicle is sold, it is important to contact an OnStar Advisor. See [onstar.com/mobile](http://onstar.com/mobile) for full details.

ONSTAR FEATURES

HERE WHEN YOU NEED US. Standard for 6 months on most

models, the OnStar Directions & Connections Plan<sup>5</sup> lets you speak to a live

OnStar Advisor just by pressing the blue OnStar button in your vehicle.

### SAFETY

**AUTOMATIC CRASH RESPONSE<sup>6</sup>** In many crashes, built-in sensors alert an OnStar Advisor to see if you need help—even if you can't respond.

**CRISIS ASSIST<sup>7</sup>** During severe weather or other crisis situations, OnStar helps you connect with loved ones and navigate your way to safety.

**EMERGENCY SERVICES<sup>8</sup>** If someone needs help, the OnStar emergency button connects you to an Advisor.

**ROADSIDE ASSISTANCE<sup>9</sup>** If you're stranded, run out of gas or have a flat tire, an OnStar Advisor is ready to help.

**SECURITY FEATURES<sup>10</sup>** Remote Door Unlock,<sup>11</sup> Remote Horn and Lights and Stolen Vehicle Assistance<sup>12</sup> provide help when you need it.

### CONNECTIONS

**HANDS-FREE CALLING<sup>13</sup> WITH VOICE COMMAND** Available OnStar Hands-Free Calling allows you to push a button and call out the number while you keep your eyes on the road.

**TURN-BY-TURN NAVIGATION<sup>14</sup>** Push your blue OnStar button and ask the Advisor to download directions to your Sierra.

**ONSTAR eNAV WITH MAPQUEST.COM<sup>15</sup>** Get a head start on a trip by checking out your destination on [mapquest.com](http://mapquest.com) and then clicking the "Send" link. Directions will be sent to your Sierra.

**DESTINATION DOWNLOAD<sup>16</sup>** With the optional Navigation System, an Advisor will download directions to your Sierra's navigation screen.

**ONSTAR REMOTELINK<sup>17</sup> KEY FOB SERVICES<sup>18</sup>** New this year, OnStar RemoteLink Key Fob Services are included for 5 years on OnStar-equipped 2014 vehicles. Download the app and use RemoteLink services during the 6-month trial period and any consecutive periods with an OnStar plan. Includes remote door unlock and lock, remote start and stop (requires factory-installed remote start) and remote horn and lights.

SIERRA ALL-TERRAIN DOUBLE CAB IN QUICKSILVER METALLIC  
shown with available equipment.

Dress up Sierra with an array  
of wheel choices, pg. 40.



Add your own finishing touches  
with GMC Accessories, pg. 42.



## SELECTION

### ENGINEERED BY US. BUILT BY YOU.

This is where you'll find numerous exterior, interior, entertainment, performance, capability and accessory selections to make Sierra truly your own. Build it to reflect your Professional Grade preferences.

ACCENTS




Axiom Aluminium




Barrish Aluminium



Mineral Caster Wood Tone




Grand Lace Wood Tone




Curly Wood Tone


INTERIOR COLORS AND SEATING SURFACES




Jet Black/  
Jet Black Cloth



Jet Black/  
Jet Black Leather-  
Appointed



Jet Black/  
Jet Black Perforated  
Leather-Appointed



Jet Black/  
Dark Ash Cloth

MODELS


MODEL	Axiom Aluminium	Barrish Aluminium	Mineral Caster Wood Tone	Grand Lace Wood Tone	Curly Wood Tone	Jet Black/Jet Black Cloth	Jet Black/Jet Black Leather-Appointed	Jet Black/Jet Black Perforated Leather-Appointed	Jet Black/Dark Ash Cloth
SIERRA	-	-	-	-	-	-	-	-	●
SLE	●	-	●	●	-	●	○	-	●
SLT	●	-	●	●	-	-	●	○	-
DENALI	-	●	-	-	●	-	-	●	-

KEY ● STANDARD ○ AVAILABLE - NOT AVAILABLE

EXTERIOR COLORS



Cobalt Blue Metallic<sup>SM</sup>



Onyx Black



Quicksilver Metallic



Summit White



Fire Red<sup>SM</sup>

<sup>SM</sup>Not available with All-Terrain Package. <sup>SM</sup>Not available on Denali. <sup>SM</sup>Crew Cab models only. Additional charge, premium paint. See your GMC dealer for more exterior color details.


INTERIOR COLORS AND SEATING SURFACES



Jet Black/  
Dark Ash Vinyl




Jet Black/  
Dark Ash Leather-  
Appointed



Jet Black/  
Dark Ash Perforated  
Leather-Appointed



Cocoa/  
Dune Cloth



Cocoa/  
Dune Leather-  
Appointed



Cocoa/  
Dune Perforated  
Leather-Appointed

ALL-TERRAIN PACKAGE



Dark Aluminum



D1F-Road Carbon  
Accent



Jet Black/  
Jet Black Cloth



Jet Black/Jet Black  
Leather-Appointed  
with Cobalt Red  
Accents



NOTE: BLE and DLT are offered in 3 standard seating color choices.




Bronze Alloy Metallic<sup>1</sup>




Iridium Metallic



Sonoma Red Metallic



Stealth Gray Metallic<sup>1</sup>



White Diamond Tricoat<sup>1</sup>

## SIERRA WHEELS

### SET YOUR SIERRA APART.

A selection of stylish GMC wheels in a range of sizes is available to help tailor Sierra to your personal style.

1 17" Painted steel • RD6  
Standard: Sierra

2 17" Stainless-steel clad • RD7  
Available: Sierra with Sierra Appearance Package only

3 17" Bright machined • 05W  
Standard: SLE

4 18" Bright machined • UHN  
Available: SLE with Z71 Off-Road Suspension Package or Max Trailering Package only

5 20" Chrome aluminum • NZM  
Available: SLT and SLT with Z71 Off-Road Suspension Package or Max Trailering Package

6 18" Polished aluminum • RCW  
Standard: SLT and SLT with Z71 Off-Road Suspension Package or Max Trailering Package

7 20" Ultra-bright machined • RD3  
Available: SLE and SLE with Z71 Off-Road Suspension Package or Max Trailering Package

8 18" Chrome aluminum • RT5  
Standard: SLE and SLT with All-Terrain Package

9 20" Ultra-bright machined aluminum with Dark Argent painted accents • NZH  
Available: SLE and SLT with All-Terrain Package

10 20" Chrome aluminum with Denali logo





7

8

9

**A STYLE ALL YOUR OWN.** Engineered to the same Professional Grade standards as your Sierra, GMC Accessories range from functional enhancements like assist steps and bed management systems to stylish wheels and accents.



**■ SOFT TONNEAU COVER** A roll-up soft folding tonneau with integrated crossbows shields cargo and allows full access to the bed. The cover also helps protect the bed itself from debris and harsh weather conditions.

**■ ASSIST STEPS** Make it easier to get in and out of your truck with these stylish steps. The 6" oval are aluminum and the 4" round are stainless steel. Both are rust-resistant and available in either chrome or black powder coat.

**■ 22" ACCESSORY WHEELS** Stand out from the crowd with these factory-engineered and -approved wheels from GMC Accessories! All wheels feature a brilliant, durable finish and are available with matching fogs and GMC logo center caps.

**■ CHROME RECOVERY HOOKS** Add functionality and enhance the appearance of your Sierra with chrome recovery hooks. These front hooks are for vehicle recovery only. For more information, see your GMC Owner's Manual.

To lend your own personal look to Sierra, choose from a range of wheels in a variety of finishes and styles.



22" 7-Spoke  
Silver Wheel (SF1)



22" 6-Spoke  
Chrome Wheel (SEZ)



22" 5-Spoke  
UBM/Hi Gloss  
Black Wheel (SEW)



22" 6-Spoke  
Silver Wheel  
with UBM (SFD)



22" 7-Spoke  
Silver Wheel with  
Black Inserts (RX)



22" 6-Spoke  
Chrome Wheel (SEY)



22" 6-Spoke  
Black Wheel (SEV)



22" 7-Spoke  
Silver Wheel with  
Chrome Inserts (RXN)

\*Use only GM-approved tire and wheel combinations. Unapproved combinations may change the vehicle's performance characteristics. For approved tire and wheel combinations and other important information, go to [gmaccessories.com](http://gmaccessories.com) or see your GMC dealer for details.




**CHROME FUEL DOOR** Add a distinct personality to the exterior of your Sierra with this stylish dealer-installed chrome fuel door.



**CHROME TAILGATE HANDLE** To help distinguish your Sierra, this good-looking chrome accent handle helps set off the tailgate.



**CHROME EXHAUST TIPS** These polished exhaust tips add a sporty appearance to your Sierra and feature the GMC logo.



**ALL-WEATHER FLOOR MATS** Be prepared for all conditions with these premium all-weather floor mats. Their deep-ribbed pattern collects debris.

DIMENSIONS			
CARGO DIMENSIONS	SHORT BOX	STANDARD BOX	LONG BOX
Cargo Volume <sup>1</sup>	63.4 cu. ft.	81.0 cu. ft.	76.3 cu. ft.
Inside Width at Floor	61.0"	61.0"	61.0"
Box Length at Floor	69.3"	79.9"	97.6"
EXTERIOR DIMENSIONS	REGULAR CAB	DOUBLE CAB	CREW CAB
Height	73.5"-74.1"	73.9"	73.7"-73.9"
Overall Length			
Short Box	-	-	229.5"
Standard Box	205.0"	228.5"	239.0"
Long Box	223.9"	-	-
WHEELBASE	REGULAR CAB	DOUBLE CAB	CREW CAB
Short Box	-	-	143.5"
Standard Box	119.0"	143.5"	153.0"
Long Box	133.0"	-	-

STANDARD TECHNICAL DATA		
Series / Drive Type	1500 / 2WD	1500 / 4WD
<b>BRAKES</b>		
All models: Power 4-wheel antilock braking system	Front disc/rear disc (w/Duralife rotors)	Front disc/rear disc (w/Duralife rotors)
<b>STEERING</b>	Electric power rack-and-pinion with variable assist	Electric power rack-and-pinion with variable assist
<b>FUEL TANK CAPACITY</b>	29.0/26.0/	26.0/29.0/
[Approx. gals.: Short/Standard/Long Box]	34.0	34.0
<b>ALTERNATOR (amps)</b>	160	160
<b>GVWR<sup>2</sup> (Gross Vehicle Weight Rating, lbs)</b>		
Regular Cab	6500-8800	6700-7000
Double Cab	6900-7200	7100-7200
Crew Cab	6900-7200	7100-7200

## SIERRA 1500 SPECIFICATIONS

### ENGINES

	EcoTec3 4.3L V-6 VVT DI AFM/FlexFuel Aluminum Block [LV3]	EcoTec3 5.3L V-8 VVT DI AFM/FlexFuel Aluminum Block [L83]	EcoTec3 6.2L V-8 VVT DI AFM Aluminum Block [L86]
<b>CAPACITY</b>	4.3 liters [262 cu. in.]	5.3 liters [325 cu. in.]	6.2 liters [376 cu. in.]
<b>SAE NET HORSEPOWER @ RPM</b>	285@5300	355@5600 87 octane gasoline 380@5600 E85	420@5600
<b>SAE NET TORQUE @ RPM [LB-FT]</b>	305@3500	383@4100 87 octane gasoline 416@4100 E85	480@4100
<b>ENGINE / MODEL AVAILABILITY</b>			
Regular Cab, Standard Box	●	○	-
Regular Cab, Long Box	●	○	-
Double Cab, Standard Box	●	○	○
Crew Cab, Short Box	●	○	○
Crew Cab, Standard Box	●	○	○
<b>FUEL ECONOMY (city/hwy mpg)</b>			
2WD (EPA est.)	18/24	16/23	EPA estimates not yet available.
4WD (EPA est.)	17/22	16/22	EPA estimates not yet available.
<b>TRANSMISSION</b>	1500: Electronically controlled 6-speed automatic transmission with overdrive, electronic engine grade braking and Tow/Haul mode		

## SIERRA 1500 SUSPENSIONS\*

### FRONT SUSPENSION COIL-OVER-SHOCK

FRONT AXLE/SPRING CAPACITY (lbs)	2WD		4WD
	[Short/Standard/Long Box]		
Regular Cab	- /3200/3300	- /3950/3950	
Double Cab	- /3600/-	- /3950/-	
Crew Cab	3650/3650/-	3950 / 3950/-	

### REAR SUSPENSION SEMI-ELLIPTICAL 2-STAGE MULTILEAF SPRINGS

REAR AXLE/SPRING CAPACITY (lbs)	2WD		4WD
	[Short/Standard/Long Box]		
Regular Cab	- /3800/3850	- /3850/3850	
Double Cab	- /3950/-	- /3950/-	
Double Cab w/Max Trailering Package <sup>†</sup>	- /4100/-	- /4100/-	
Crew Cab	3950/3950/-	3950/3950/-	
Crew Cab w/Max Trailering Package <sup>†</sup>	4100/4100/-	4100/4100/-	

\*Cargo and load capacity limited by weight and distribution. †When properly equipped, includes weight of vehicle, passengers, cargo and equipment. ‡Capacities and weight ratings are dependent on model, engine, transmission and GVWR combinations. See your GMC dealer for details. ‡Late availability. See your GMC dealer for more details.

KEY ● STANDARD ○ AVAILABLE - NOT AVAILABLE

PAYLOAD AND TRAILERING SPECIFICATIONS					
Model	Engine	Axle Ratio	Max Payload <sup>1</sup>	Max Conventional Trailering <sup>2</sup>	
Regular Cab Standard Box	4.3L	3.23	2088	6400	
	2WD	5.3L	3.08	2072	7300
		5.3L	3.42	2072	9300
Regular Cab Standard Box	4.3L	3.42	2088	7600	
	4WD	5.3L	3.08	2088	7100
		5.3L	3.42	2088	9100
Regular Cab Long Box	4.3L	3.23	2108	6300	
	2WD	5.3L	3.08	2102	7200
		5.3L	3.42	2102	10,200
Regular Cab Long Box	4.3L	3.42	2059	7400	
	4WD	5.3L	3.08	2053	6900
		5.3L	3.42	2053	8900
Double Cab Standard Box	4.3L	3.23	2076	6000	
	2WD	5.3L	3.08	2012	6900
		5.3L	3.42	2012	8900
		5.3L	3.73 <sup>3</sup>	2101 <sup>4</sup>	11,500 <sup>5</sup>
		6.2L	3.42	1901	9600
6.2L	3.73 <sup>3</sup>	1944 <sup>4</sup>	12,000 <sup>5</sup>		
Double Cab Standard Box	4.3L	3.42	1971	7100	
	4WD	5.3L	3.08	1974	6900
		5.3L	3.42	1974	8900
		5.3L	3.73 <sup>3</sup>	1866 <sup>4</sup>	11,200 <sup>5</sup>
		6.2L	3.42	1823	9500
6.2L	3.73 <sup>3</sup>	1866 <sup>4</sup>	11,000 <sup>5</sup>		
Crew Cab Short Box	4.3L	3.23	1933	5900	
	2WD	5.3L	3.08	1933	6800
		5.3L	3.42	1933	8800
		5.3L	3.73 <sup>3</sup>	2007 <sup>4</sup>	11,400 <sup>5</sup>
		6.2L	3.42	1819	9700
6.2L	3.73 <sup>3</sup>	1866 <sup>4</sup>	12,000 <sup>5</sup>		
Crew Cab Short Box	4.3L	3.42	1936	7100	
	4WD	5.3L	3.08	1957	6800
		5.3L	3.42	1957	8800
		5.3L	3.73 <sup>3</sup>	1930 <sup>4</sup>	11,200 <sup>5</sup>
		6.2L	3.42	1805	9500
6.2L	3.73 <sup>3</sup>	1645 <sup>4</sup>	11,800 <sup>5</sup>		

PAYLOAD AND TRAILERING SPECIFICATIONS continued					
Model	Engine	Axle Ratio	Max Payload <sup>1</sup>	Max Conventional Trailering <sup>2</sup>	
Crew Cab Standard Box	4.3L	3.23	1875	5800	
	2WD	5.3L	3.08	1871	6700
		5.3L	3.42	1871	8700
		5.3L	3.73 <sup>3</sup>	1947 <sup>4</sup>	11,300 <sup>5</sup>
		6.2L	3.42	1758	8600
6.2L	3.73 <sup>3</sup>	1791 <sup>4</sup>	12,000 <sup>5</sup>		
Crew Cab Standard Box	4.3L	3.42	1878	7000	
	4WD	5.3L	3.08	1883	6500
		5.3L	3.42	1883	8500
		5.3L	3.73 <sup>3</sup>	1751 <sup>4</sup>	11,100 <sup>5</sup>
		6.2L	3.42	1748	8400
6.2L	3.73 <sup>3</sup>	1577 <sup>4</sup>	11,700 <sup>5</sup>		

**SIERRA AXLE RATINGS AND PLOW WEIGHTS**

**FRONT GROSS AXLE WEIGHT RATING (FGAWR) WITH SNOW PLOW PREP PACKAGE (4WD MODELS ONLY)**

BODY	ENGINE	ENGINE TYPE	1500
Regular Cab	4.3L	Gas	3950
	5.3L	Gas	3950

**MAXIMUM PLOW WEIGHTS (4WD MODELS ONLY)**

BODY	ENGINE	ENGINE TYPE	1500
Regular Cab	4.3L	Gas	40/500 <sup>6</sup>
	5.3L	Gas	40/500 <sup>6</sup>

<sup>1</sup>Maximum payload capacity includes weight of driver, passengers, optional equipment and cargo. <sup>2</sup>Maximum trailer weight ratings are calculated assuming a base vehicle, except for any option(s) necessary to achieve the rating, plus driver. The weight of other optional equipment, passengers and cargo will reduce the maximum trailer weight your vehicle can tow. See your GMC dealer for additional details. <sup>3</sup>Requires Max Trailering Package. Available for 2013. <sup>4</sup>100/45R17C lbs maximum of permanently attached snow plow mounting hardware (not lbs maximum of removable snow plow blade and blade hardware). <sup>5</sup>Maximum plow weights based on a vehicle with average manufacturer option content and 150 lbs each for driver and one additional front-seat occupant. Additional equipment and occupants will reduce maximum plow weight. <sup>6</sup>Rear compensating weight may be required to maintain front axle weight below 65% of total vehicle weight when equipped with snow plow. Consult your snow plow manufacturer for specific compensating weight recommendations.

## VEHICLE SPECIFICATIONS

### TRIM LEVELS

#### MECHANICAL

	SIERRA	SLE	SLT	DENALI
<b>AIR CLEANER</b> High capacity. Included and only available with Z71 Off-Road Suspension Package on SLE and SLT.	-	○	○	●
<b>ALUMINIZED STAINLESS-STEEL MUFFLER AND TAILPIPE</b>	●	●	●	●
<b>BATTERY</b> Heavy-duty maintenance-free with rundown protection and retained accessory power	●	●	●	●
<b>BRAKES</b> 4-wheel disc, 4-wheel antilock with Duraflex rotors	●	●	●	●
<b>AUXILIARY EXTERNAL TRANSMISSION OIL COOLER</b> Included and only available with 5.3L V-8 engine or Snow Plow Prep Package	○	○	●	●
<b>EATON® HEAVY-DUTY AUTOMATIC LOCKING REAR DIFFERENTIAL</b> Standard on 4WD SLE models and included on 2WD models with Z71 Off-Road Suspension Package, Trailering Package or Max Trailering Package	○	●	●	●
<b>ENGINE</b> 4.3L V-6 EcoTec3 with aluminum block. Includes Active Fuel Management, Direct Injection, continuously Variable Valve Timing and FlexFuel capability	●	●	-	-
5.3L V-8 EcoTec3 with aluminum block. Includes Active Fuel Management, Direct Injection, continuously Variable Valve Timing and FlexFuel capability	○	○	●	●
6.2L V-8 EcoTec3 with aluminum block. Includes Active Fuel Management, Direct Injection and continuously Variable Valve Timing. Available fall 2013.	-	-	○	○
<b>STABILITRAK STABILITY CONTROL SYSTEM</b> Includes Proactive Roll Avoidance, traction control, electronic trailer sway control and Hill Start Assist	●	●	●	●
<b>Z71 OFF-ROAD SUSPENSION PACKAGE</b> Includes monotube Rancho® shocks, Z71 chrome side emblems on SLE and SLT, high-capacity air cleaner, Hill Descent Control, underbody transfer case shield on 4WD models and recovery hooks on 2WD SLE and SLT models. Included with available All-Terrain Package on SLE and SLT. On SLE, includes automatic locking rear differential on 2WD models. Also includes UHM 18" bright machined-aluminum wheels on SLE and SLT. This package is available with optional 20" wheels on SLE and SLT.	-	○	○	○
<b>TRAILERING PACKAGE</b> Includes automatic locking rear differential on Sierra and 2WD SLE models, trailer hitch platform and integrated 7-pin and 4-pin connectors. On SLE Double and Crew Cab models, included when available All-Terrain Package, Max Trailering Package or SLE Value Package is ordered.	○	○	●	●
<b>MAX TRAILERING PACKAGE</b> Includes 9.75" rear axle, 3.73 axle ratio, trailer brake controller, enhanced cooling radiators, revised shock tuning for increased control, heavier-duty rear springs and increased GVWR to 4100 lbs. Available fall 2013. On SLE, includes Trailering Package and locking rear differential on 2WD models. Also requires UHM 18" or RD3 20" aluminum wheels and 5.3L V-8 engine. Not available with Z71 Off-Road Suspension Package. On SLT, requires RCW 18" or NZM 20" aluminum wheels when ordered with 5.3L V-8 engine. Also requires NZM 20" aluminum wheels when ordered with 6.2L V-8 engine. Not available with Z71 Off-Road Suspension Package.	-	○	○	-
<b>TRANSMISSION</b> 6-speed automatic, electronically controlled with overdrive and Tow/Haul mode. Includes Cruise Grade Braking and Powertrain Grade Braking.	●	●	●	●
<b>INTEGRATED TRAILER BRAKE CONTROLLER</b> Requires Trailering Package on Sierra and SLE trims. Included with Max Trailering Package.	○	○	○	○
<b>TRANSFER CASE</b> 2-speed. Includes floor-mounted shifter (4WD models only). AutoTrac active transfer case (4WD models only)	●	-	-	-
<b>HILL DESCENT CONTROL</b> Included and only available with Z71 Off-Road Suspension Package or SLE Convenience Package or SLE Value Package	-	○	○	○
<b>SNOW PLOW PREP PACKAGE</b> Includes heavy-duty front springs, underbody transfer case shield, 170-amp generator, provisions for roof-mounted lamps and high-capacity air cleaner. Available on 4WD Regular Cab models only	○	○	-	-

#### INSTRUMENTATION AND CONTROLS

<b>DRIVER INFORMATION CENTER</b> With monochromatic 3.5" diagonal display. Provides warning messages, odometer, trip odometer and basic vehicle information.	●	-	-	-
With 4.2" diagonal color display. Includes driver personalization, warning messages, odometer, trip odometer and vehicle information.	-	●	●	-
8" color Customizable Driver Display	-	-	-	●
<b>DEFROSTER</b> Rear-window electric. On SLE, included and only available with SLE Preferred Package, SLE Convenience Package or SLE Value Package	○	○	●	●
<b>POWER-ADJUSTABLE PEDALS</b> On SLE, included and only available with SLE Convenience Package. Not available on Regular Cab models	-	○	●	●
<b>110-VOLT POWER OUTLET</b> In-cabin, 3-prong, household-style outlet. Included and only available with Convenience Package on Sierra trim. On SLE, included and only available with SLE Preferred Package or SLE Value Package.	○	○	●	●
<b>REAR PARK ASSIST</b> Ultrasonic. Included and only available with All-Terrain Package or SLE Convenience Package.	-	○	○	-
<b>FRONT AND REAR PARK ASSIST</b> Ultrasonic. Included and only available with SLT Preferred Package, Driver Alert Package or All-Terrain SLT Crew Cab "Plus" Package. On SLE, requires Regular Cab model.	-	○	○	●
<b>STEERING WHEEL</b> Leather-wrapped with audio and cruise controls	-	●	●	-
Heated and leather-wrapped with audio and cruise controls. On SLT, included and only available with SLT Preferred Package or All-Terrain SLT Crew Cab "Plus" Package.	-	-	○	●
<b>STEERING COLUMN</b> Tilt Wheel, manual operation	●	●	-	-
Tilt Wheel and manual telescopic operation. On SLE, included and only available with SLE Preferred Package or SLE Value Package.	-	○	●	●

### TRIM LEVELS

#### SEATING

	SIERRA	SLE	SLT	DENALI
<b>SEATS</b> Front 3-passenger cloth 40/20/40 split bench with driver and front-passenger manual recline, manual driver lumbar control and outboard head restraints. Includes center fold-down armrest with storage.	●	-	-	-
Front 3-passenger vinyl 40/20/40 split bench with driver and front-passenger manual recline and outboard head restraints. Includes center fold-down armrest with storage.	○	-	-	-
Front 3-passenger cloth 40/20/40 split bench with driver and front-passenger manual recline and outboard head restraints. Includes center fold-down armrest and lockable storage compartment in lower seat cushion. Not available with All-Terrain Package.	-	●	-	-
Front 3-passenger leather-appointed 40/20/40 split bench with heated seat cushions and seatbacks. Not available on Regular Cab models or with All-Terrain Package. Requires Jet Black interior trim.	-	○	-	-
Front 3-passenger leather-appointed 40/20/40 split bench with 10-way power seat adjusters. Includes power lumbar control, heated seat cushions and seatbacks, 2-position driver memory (does not apply to lumbar adjuster) and adjustable head restraints.	-	-	●	-
Front cloth bucket seats with 10-way driver seat power adjuster, 6-way passenger seat power adjuster, heated seat cushions and seatbacks, adjustable head restraints, floor console and storage pockets. Included with available All-Terrain Package.	-	○	-	-
Front leather-appointed bucket seats with 10-way power seat adjusters including power lumbar control, heated seat cushions and seatbacks, 2-position driver memory (does not apply to lumbar adjuster), adjustable head restraints and floor console and storage pockets. Included with All-Terrain Package.	-	-	○	-
Seat adjuster, driver 10-way power. Requires bench seat. Included and only available with SLE Preferred Package and SLE Value Package.	-	○	-	-
Heated driver and front-passenger cloth seating. Requires SLE Preferred Package or SLE Value Package and cloth 40/20/40 split bench seat.	-	○	-	-
Heated and cooled perforated leather-appointed front bucket seats. Included with Driver Alert Package. Not available with All-Terrain Package. On Denali, includes embossed Denali on front seats and 10-way driver and front-passenger power adjuster, including power lumbar control.	-	-	○	●
Folding rear 3-passenger bench. Double Cab models only. Includes child seat top tether anchor.	●	-	-	-
Folding rear 60/40 split 3-passenger bench. Includes child seat top tether anchor. Double and Crew Cab models only.	-	●	●	●

#### INTERIOR DETAILS

<b>CLIMATE CONTROL</b> Single-zone manual air conditioning	●	●	-	-
Dual-zone automatic climate control. On SLE, included and only available with SLE Preferred Package or SLE Value Package. Not available on Regular Cab models.	-	○	●	●
<b>CRUISE CONTROL</b> Steering-wheel-mounted	●	●	●	●
<b>DOOR LOCKS</b> Power	●	●	●	●
<b>FLOOR COVERING</b> Graphite-colored rubberized vinyl	●	-	-	-
Color-keyed carpeting with rubberized vinyl floor mats (Double and Crew Cab models include second-row floor mats)	○	●	●	-
Color-keyed carpeted first- and second-row floor mats. Included and only available with All-Terrain Package on SLE and SLT.	-	○	○	●
<b>NOISE CONTROL SYSTEM</b> Active noise cancellation. Included and only available with 6.2L V-8 engine.	-	-	○	○
<b>REMOTE START SYSTEM</b> On SLE, included and only available with SLE Preferred Package or SLE Value Package	-	○	○	●
<b>REMOTE KEYLESS ENTRY</b> Included and only available with Convenience Package on Sierra trim	○	●	●	●
<b>REARVIEW MIRROR</b> With manual day/night adjustment	●	●	-	-
With inside rearview auto-dimming feature. On SLE, included and only available with All-Terrain Package or Power Camper Mirrors.	-	○	○	●
<b>SILL PLATES</b> Bright. On SLE and SLT, included and only available with All-Terrain Package. Front only on Double Cab models.	-	○	○	●
<b>SUNROOF</b> Power sliding with express-open. Crew Cab models only.	-	-	○	○
<b>UNIVERSAL HOME REMOTE</b> (On SLE, included and only available with SLE Preferred Package or SLE Value Package. Not available on Regular Cab models.	-	○	●	●
<b>WINDOWS</b> Power with driver express-up and -down and express-down on all other windows. Standard on all Double and Crew Cab models.	○	●	●	●
Power rear sliding with rear defroster. On SLE, included and only available with SLE Convenience Package. On SLT, requires SLT Preferred Package or All-Terrain SLT Crew Cab "Plus" Package. Not available on Regular Cab models.	-	○	○	●

#### OPTION PACKAGES

<b>ALL-TERRAIN PACKAGE</b> Includes 18" chrome aluminum wheels (RT5), fog lamps, unique grille with body-color surround and chrome accents, Z71 Off-Road Suspension Package with monotube Rancho® shocks, Trailering Package, All-Terrain chrome door badge, underbody shield, rear park assist, body-color front and rear bumpers, cloth heated bucket seats (includes 10-way power driver and 6-way passenger seats), carpeted floor mats, bright sill plates and projector-beam headlamps with LED signature lighting. SLE models include chrome door handles and mirror caps, chrome full-feature mirrors and chrome side moldings. SLT models include leather-appointed front bucket seats and Bose® premium audio system. Not available with Driver Alert Package. Requires 4WD Double or Crew Cab model.	-	○	○	-
<b>ALL-TERRAIN SLT CREW CAB "PLUS" PACKAGE</b> Includes NZM 20" ultra-bright machined-aluminum wheels with painted accents, front and rear park assist, heated steering wheel and rear sliding power window. Requires (SAT) All-Terrain Package. Not available with SLT Preferred Package.	-	-	○	-

## VEHICLE SPECIFICATIONS

SIERRA  
SLE  
SLT  
DENALI

### TRIM LEVELS

<b>ALL-TERRAIN CHROME BUMPERS PACKAGE</b> Includes front chrome bumper, rear chrome bumper and rear bumper corner steps. Requires available All-Terrain Package.	-	○	○	-
<b>SIERRA APPEARANCE PACKAGE</b> Includes 20" 17" stainless-steel-steel wheels and deep-tint glass.	○	-	-	-
<b>SIERRA CONVENIENCE PACKAGE</b> Includes outside heated power-adjustable mirrors, remote keyless entry, 110-volt inverter and LED cargo box lighting.	○	-	-	-
<b>DRIVER ALERT PACKAGE</b> Includes Lane Departure Warning, Forward Collision Alert, front and rear park assist and Safety Alert Driver Seat. Includes heated and cooled driver and passenger front bucket seats on SLT. Not available with All-Terrain Package. On SLE, requires Regular Cab model.	-	○	○	○
<b>SLE CONVENIENCE PACKAGE</b> Includes power-adjustable pedals, rear park assist and rear power-sliding window with rear defroster. Not available on Regular Cab models.	-	○	-	-
<b>SLE PREFERRED PACKAGE</b> Includes driver 10-way power seat adjuster with front 40/20/40 split bench seats only, remote vehicle start, front fog lamps, rear defroster, manual tilt-telescopic steering column on V-8 models and 110-volt power outlet. Also includes Universal Home Remote and dual-zone automatic climate control on Double and Crew Cab models.	-	○	-	-
<b>SLE VALUE PACKAGE</b> Includes driver 10-way power seat adjuster with front 40/20/40 split bench only, remote vehicle start system, front fog lamps, Universal Home Remote, rear-window defroster, manual tilt-telescopic steering column, 110-volt power outlet, dual-zone climate control and Trailering Package. Not available with SLE Preferred Package or Regular Cab models.	-	○	-	-
<b>SLT CREW CAB VALUE PACKAGE</b> Includes 6" chrome tubular assist steps, Bose premium audio system and 22M 20" chrome aluminum wheels. Not available with All-Terrain Package. When 6.2L V-8 is ordered, front bucket seats are required.	-	-	○	-
<b>SLT PREFERRED PACKAGE</b> Includes front and rear park assist, heated steering wheel and rear power-sliding window with rear defroster. Not available with All-Terrain SLT Crew Cab "Plus" Package.	-	-	○	-

### ENTERTAINMENT/COMMUNICATION/NAVIGATION

<b>4.2" DIAGONAL COLOR RADIO</b> Includes AM/FM, USB port, <sup>1</sup> auxiliary jack and SD card slot.	●	-	-	-
<b>4.2" DIAGONAL COLOR RADIO WITH INTELLILINK<sup>®</sup></b> Includes AM/FM/CD, USB ports, SD card slot, auxiliary jack, Bluetooth <sup>®</sup> streaming audio for music and select phones, hands-free smartphone integration, Pandora <sup>®</sup> internet radio and voice-activated technology for radio and phone. On SLE Regular Cab models, includes SiriusXM <sup>®</sup> (standard for 3 months)/HD.	○	●	-	-
<b>8" DIAGONAL COLOR TOUCH RADIO WITH INTELLILINK<sup>®</sup></b> Includes AM/FM/SiriusXM <sup>®</sup> (standard for 3 months)/HD, USB ports, SD card slot, auxiliary jack, Bluetooth <sup>®</sup> streaming audio for music and select phones, hands-free smartphone integration, Pandora <sup>®</sup> internet radio and voice-activated technology for radio and phone. On SLE, not available on Regular Cab models.	-	●	●	○
<b>8" DIAGONAL COLOR TOUCH RADIO WITH NAVIGATION<sup>®</sup></b> Includes all features of 8" diagonal Color Touch Radio plus Navigation feature. On SLE, not available on Regular Cab models.	-	○	○	●
Single-slot CD/MP3 player, included and only available with IntelliLink <sup>®</sup> audio systems.	○	●	●	●
<b>6-SPEAKER AUDIO SYSTEM</b> 4-speaker audio on Regular Cab models.	●	●	●	-
Bose premium audio system with 6 speakers (7-speaker system including subwoofer when ordered with bucket seats). Includes Active Noise Cancellation System when ordered with 6.2L V-8 engine and bucket seats. Included with SLT All-Terrain Package and Denali.	-	-	○	●
<b>REAR-SEAT DVD ENTERTAINMENT SYSTEM</b> Includes rear-seat DVD/Blu-ray player with 5.2" diagonal LCD display, 2 sets of wireless headphones and A/V remote control. Requires front bucket seats and Bose premium audio system. Replaces single-slot CD/MP3 player. Crew Cab models only. Late availability.	-	-	○	○
<b>BLUETOOTH<sup>®</sup> FOR PHONE</b> Personal cell phone connectivity to vehicle audio system. Included and only available with IntelliLink <sup>®</sup> on Sierra trim.	○	●	●	●
<b>ONSTAR<sup>®</sup></b> Directions & Connections Plan, 6-month subscription.	○	●	●	●
<b>SIRIUSXM<sup>®</sup> SATELLITE RADIO</b> including 3 trial months of service. On Sierra trim, requires 4.2" diagonal Color Radio with IntelliLink <sup>®</sup> and OnStar <sup>®</sup> .	○	●	●	●

### EXTERIOR STYLING AND FUNCTIONALITY

<b>ASSIST STEPS</b> Chromed tubular with 6" rectangular design. Factory-installed on Crew Cab models only. Included with SLT Crew Cab Value Package.	○	○	○	●
<b>BUMPERS</b> Front, chrome. Not available with All-Terrain Package.	●	●	●	-
Rear, chrome with integrated rear bumper corner steps.	●	●	●	-
Front, body-color. Included and only available with All-Terrain Package on SLE and SLT.	-	○	○	○
Rear, body-color with integrated rear bumper corner steps, included and only available with All-Terrain Package on SLE and SLT.	-	○	○	○
<b>CARGO BOX</b> Movable tie-downs, high mounted (4)	●	●	●	●
Box rail caps	●	●	●	●
<b>DOOR HANDLES</b> Black	●	-	-	-
Body color. Not available with SLE All-Terrain Package.	-	●	-	-
Chrome. SLE trim requires All-Terrain Package.	-	○	●	●

### TRIM LEVELS

<b>FOG LAMPS</b> Front, halogen. On SLE, included and only available with SLE Preferred Package, SLE Value Package or All-Terrain Package.	-	○	●	●
<b>GRILLE SURROUND</b> Chrome. Grille is body-colored when All-Terrain Package is ordered on SLE and SLT. Chrome-accented center.	-	●	●	●
Chrome with unique Denali accents.	-	-	-	●
<b>GLASS</b> Solar-Ray tinted.	●	-	-	-
Solar-Ray deep-tinted. Included and only available with Appearance Package on Sierra trim.	○	●	●	●
<b>LIGHTS</b> Halogen projector-beam headlamps.	-	○	-	-
Halogen projector-beam with LED signatures. On SLE, included and only available with All-Terrain Package.	-	○	●	●
Under-rail LED lighting, cargo box. Included and only available with Convenience Package on Sierra trim.	○	●	●	●
<b>MOLDINGS</b> Body-color. Includes chrome bodyside moldings when available All-Terrain Package is ordered.	-	●	-	-
Bodyside, chrome. On SLE, included and only available with All-Terrain Package.	-	○	●	●
<b>RECOVERY HOOKS</b> Front frame-mounted (Black). Standard on Denali and all 4WD models. Included and only available with 27" Off-Road Suspension Package on 2WD SLE and SLT models.	-	●	●	●
<b>LOCKABLE TAILGATE</b> Includes EZ-Lift and Lower feature on SLE, SLT and Denali.	●	●	●	●
<b>WHEELHOUSE LINERS</b> Rear. Double Cab and Crew Cab models only.	-	●	●	●

### OUTSIDE MIRRORS

<b>MIRRORS</b> Black, manual.	●	-	-	-
Black, power-adjustable with heated glass and driver-side spotter mirror. Included and only available with Convenience Package on Sierra trim. Mirror caps are body-color on SLE.	○	●	-	-
Chrome cap, heated, power-adjustable, power-folding and driver-side auto-dimming with integrated turn signal indicators and puddle lamps (includes driver-side spotter mirror). On SLE, included and only available with All-Terrain Package.	-	○	●	●
Black, vertical camper-style with manual folding and extension and lower convex spotter glass. Requires Trailering Package.	○	-	-	-
Black, heated, power-adjustable vertical camper-style with manual folding and extension and lower convex spotter glass. SLE trim includes auto-dimming inside rearview mirror. Requires Max Trailering Package.	-	○	○	-

### SAFETY AND SECURITY

<b>AIR BAGS<sup>1</sup></b> Dual-stage frontal for driver and front passenger with Passenger Sensing System.	●	●	●	●
Front-seat-mounted side-impact driver and right front-passenger air bags for thorax and pelvis protection.	●	●	●	●
Front and rear head curtain side-impact air bags for all outboard seating positions.	●	●	●	●
<b>DAYTIME RUNNING LAMPS</b> With automatic lamp control.	-	○	○	○
<b>LANE DEPARTURE WARNING AND FORWARD COLLISION ALERT</b> Included and only available with Driver Alert Package. On SLE, requires Regular Cab model.	-	○	○	○
<b>REAR-VISION CAMERA SYSTEM</b> With dynamic guide lines.	-	●	●	●
<b>SAFETY ALERT DRIVER SEAT</b> Included and only available with Driver Alert Package. On SLE, requires Regular Cab model.	-	○	○	○
<b>THEFT DETERRENT SYSTEM</b> Unauthorized entry, included and only available with Remote Start System on SLE.	-	○	●	●
<b>TIRE PRESSURE MONITORING SYSTEM</b> Does not monitor spare tire.	●	●	●	●

<sup>1</sup>Not compatible with all devices. <sup>2</sup>Full functionality requires compatible Bluetooth and smartphone. Some devices require USB connectivity. Data plan rates apply. <sup>3</sup>Go to [gmconnect.com](http://gmconnect.com) to find out which phones are compatible with the vehicle. <sup>4</sup>Not available after your trial period. Subscriptions are continuous until you call SiriusXM to cancel. See SiriusXM Customer Agreement for complete terms at [siriusxm.com](http://siriusxm.com). Other fees and taxes will apply. All fees and programming subject to change. For more information about NavTraffic, visit [siriusxm.com/navtraffic](http://siriusxm.com/navtraffic). XM satellite service is available only to those in the 48 contiguous USA and DC. <sup>5</sup>Map coverage available in the United States, U.S. Virgin Islands, Puerto Rico and Canada. <sup>6</sup>Go to [nhtsa.gov](http://nhtsa.gov) for details and system limitations. <sup>7</sup>A NOTE ON CHILD SAFETY: Always use safety seats and the correct child restraint for your child's age and size, even with air bags. Even in vehicles equipped with the Passenger Sensing System, children are safer when properly secured in a rear seat in the appropriate infant, child or booster seat. Never place a rear-facing infant restraint in the front seat of any vehicle equipped with an active frontal air bag. See your vehicle Owner's Manual and child safety seat instructions for more safety information.

## IMPORTANT WORDS

### THE INDUSTRY'S BEST PICKUP COVERAGE

For 2014, Sierra comes with the Pro Grade Protection Plan, which includes 2-year/24,000-mile recommended scheduled maintenance,<sup>1</sup> 3-year/36,000-mile bumper-to-bumper limited warranty<sup>2</sup> and 5-year/100,000-mile powertrain limited warranty.<sup>3</sup> Roadside Assistance and Courtesy Transportation.

Starting with the owner orientation—and full tank of gas—you receive when you take possession of your Sierra to the **24-Hour Roadside Assistance, Courtesy Transportation and Travel Benefits**, you receive a portfolio of owner privileges that lasts throughout your warranty. For expert product information, Roadside Assistance or other services, call 1-800-GMC-8762.

**TRAVEL BENEFITS AND ROADSIDE ASSISTANCE** Available around the clock: trip routing service, a program for reimbursement for trip interruption due to necessary warranty repairs, towing, flat tire change, jump-starts and more for 5 years or 100,000 miles (whichever comes first).

**COURTESY TRANSPORTATION** Available at participating dealers: shuttle service, reimbursement of certain public transportation or fuel expenses for overnight warranty repairs and courtesy rental for overnight work repairs. See your dealer for details.

**GMC OWNER CENTER** A complimentary, one-stop resource to enhance your GMC ownership experience. It's easy to sign up. Just go to [gmc.com/gmownercenter/gmc](http://gmc.com/gmownercenter/gmc).

### ONSTAR



OnStar is a core asset of your Sierra. Benefiting from more than a decade of innovative development, it is both a highly advanced technology—fully integrated within the vehicle—and a warm human service. Standard on all Sierra models are 6 months of the OnStar Directions & Connections Plan, including the convenience of available Hands-Free Calling.<sup>4</sup> It also includes Automatic Crash Response, Stolen Vehicle Assistance, link to Emergency Services, Roadside Assistance, Remote Door Unlock, OnStar Vehicle Diagnostics, Crisis Assist and Remote Horn and Lights. OnStar services require vehicle electrical system (including battery), wireless service and GPS satellite signals to be available and operating for features to function properly. OnStar acts as a link to existing emergency service providers. Not all vehicles may transmit all crash data. Visit [onstar.com](http://onstar.com) for coverage maps, details and system limitations. Services vary with conditions.

### SIRIUSXM SATELLITE RADIO



SiriusXM Satellite Radio<sup>5</sup> is standard on all Sierra models. It includes 3 trial months of service. SiriusXM Satellite Radio makes your drive come alive with commercial-free music channels from virtually every genre, artist-dedicated channels, live performances and more. Tune in to live play-by-play from the biggest sports, exclusive entertainment from top personalities, compelling talk, hilarious comedy, world-class news, local traffic and weather and family-friendly programming. Welcome to the world of satellite radio. Visit [siriusxm.com](http://siriusxm.com) for details.

### GMC CERTIFIED SERVICE



**Certified Service** To help your Sierra live up to its performance promise, GMC Certified Service—found exclusively at your GMC dealer—is there. With all the engineering excellence in Sierra, GM-trained technicians have the expertise to care for all of it.

### ADDITIONAL NOTES

**A NOTE ON CHILD SAFETY** Always use safety belts and the correct child restraint for your child's age and size, even with air bags. Even in vehicles equipped with the Passenger Sensing System, children are safer when properly secured in a rear seat in the appropriate infant, child or booster seat. Never place a rear-facing infant restraint in the front seat of any vehicle equipped with an active frontal air bag. See your vehicle Owner's Manual and child safety seat instructions for more safety information.

**TRAILERING AND OFF-ROAD INFORMATION** Please carefully review the Owner's Manual for important safety information about trailering or off-road driving in your vehicle.

**IMPORTANT WORDS ABOUT THIS CATALOG** We have tried to make this catalog comprehensive and factual. We reserve the right, however, to make changes at any time, without notice, in prices, colors, materials, equipment, specifications, models and availability. Specifications, dimensions, measurements, ratings and other numbers in this catalog and other printed materials provided at the dealership or affixed to vehicles are approximates based upon design and engineering drawings and prototypes and laboratory tests. Your vehicle may differ due to variations in manufacture and equipment. Since some information may have been updated since the time of printing, please check with your GMC dealer for complete details. GMC reserves the right to lengthen or shorten the model year for any product for any reason, or to start and end model years at different times. All competitive claims are based on the latest information available at the time of printing and GM Large Pickup segment.

**FLEET ORDERS** Some standard content may be deleted with fleet orders. See dealer for details.

**ENGINES** GMC products are equipped with engines produced by GM Powertrain or other suppliers to GM worldwide. The engines in GMC products may also be used in other GM makes and models.

**GMC.COM** See more of Sierra on our Web site: [gmc.com/2014sierra](http://gmc.com/2014sierra). More photos and information; hot links to related subjects: convenient dealer locator, pricing guide, spec out your own vehicle. Or call 1-800-GMC-8762.

**AN IMPORTANT NOTE ABOUT ALTERATIONS AND WARRANTIES** Installations or alterations to the original equipment vehicle (or chassis) as distributed by General Motors are not covered by the General Motors New-Vehicle Limited Warranty. The special body company, assembler, equipment installer or upfitter is solely responsible for warranties on the body or equipment and any alterations (or any effect of the alterations) to any of the parts, components, systems or assemblies installed by GM. General Motors is not responsible for the safety or quality of design, features, materials or workmanship of any alterations by such suppliers.

**NEW-VEHICLE LIMITED WARRANTY** All GMC light-duty vehicles come with a fully transferable, no-deductible 5-year/100,000-mile (whichever comes first) Powertrain Limited Warranty. GM vehicles registered in the USA are also covered for 3 years or 36,000 miles (whichever comes first). Coverage includes tires and towing to your nearest GMC dealership. Repairs will be made to correct any vehicle defect and most warranty repairs will be made at no charge. In addition, rust-through corrosion will be covered for 5 years or 100,000 miles (whichever comes first). Sierra also comes with a 2-year/24,000-mile (whichever comes first) recommended maintenance schedule plan. See dealer for details.

**ASSEMBLY** GMC vehicles and their components are assembled or produced by different operating units of General Motors, its subsidiaries or suppliers to GM worldwide. We sometimes find it necessary to produce GMC vehicles with different or differently sourced components than originally scheduled. Since some options may be unavailable when your vehicle is assembled, we suggest that you verify that your vehicle includes the equipment you ordered or, if there are changes, that they are acceptable to you.

**GMMOBILITY.COM** (1-800-323-9925) GM Mobility offers financial assistance for eligible adaptive equipment to make automotive travel easier for persons with disabilities or special transportation needs. To learn more about special GM Mobility offers, visit [gmmobility.com](http://gmmobility.com).

**GMCARDMEMBERSERVICES.COM** Did you know about the family of reward credit cards that can help you get a great deal on a new GM car, light-duty truck, SUV or crossover? With a GM reward card, you accrue earnings on every credit card purchase to use toward the purchase or lease of an eligible new GM vehicle. With three cards to choose from, you're sure to find one that suits you.

<sup>1</sup>Covers only scheduled oil changes with filter, four-wheel or single rear wheel rotations and 27 point inspections, according to your new vehicle's recommended maintenance schedule for up to 2 years or 24,000 miles, whichever comes first. Does not include air filters. Maximum of four service events. See participating dealer for other restrictions and complete details. <sup>2</sup>Whichever comes first. See dealer for limited warranty details. <sup>3</sup>Visit [onstar.com](http://onstar.com) for coverage maps, details and system limitations. OnStar Hands-Free Calling requires dialing OnStar service contact and prepaid minutes. Not available in certain markets. Calls can be made in U.S. and Canada only. <sup>4</sup>If you subscribe after your trial period, subscriptions may continue until you call SiriusXM to cancel. See SiriusXM Customer Agreement for complete terms at [siriusxm.com](http://siriusxm.com). Other fees and taxes will apply. All fees and programming subject to change. For more information about NextLink, visit [onstar.com/nextlink](http://onstar.com/nextlink). XM satellite service is available only to those in the 48 contiguous USA and DC.

©2013 General Motors. All rights reserved. GM, the GM logo, GMC, the slogans, emblems, vehicle model names, vehicle body designs and other marks appearing in this catalog are the trademarks and/or service marks of General Motors, its subsidiaries, affiliates or licensors. iPod and iPhone are registered trademarks of Apple, Inc. Facebook is a registered trademark of Facebook, Inc. Twitter is a registered trademark of Twitter, Inc. YouTube is a registered trademark of Google, Inc. Sirius, XM and all related marks and logos are trademarks of SiriusXM Radio, Inc.



