



2011 GMC SIERRA

YOUR BIGGEST CHALLENGES CALL FOR A TRUCK ENGINEERED TO THE HIGHEST STANDARDS. THAT'S WHY GMC SIERRA REFUSES TO COMPROMISE. WE DESIGN MORE EFFICIENCY, CAPABILITY AND CHOICE INTO IT, TO HELP YOU GET MORE OUT OF IT. THAT'S WHY GMC WAS THE FIRST TO OFFER A TWO-MODE HYBRID FOR THE BEST FUEL ECONOMY OF ANY FULL-SIZE PICKUP.¹ IT'S WHY SIERRA OFFERS THE WIDEST SELECTION OF V-8 POWER AND UP TO 10,700 LBS OF TRAILERING CAPACITY.² YOU EXPECT THESE ACHIEVEMENTS FROM ENGINEERS WHO NEVER SAY NEVER. IT'S WHY SIERRA CAN FINISH THE JOBS THAT OTHER TRUCKS START.

GMC. WE ARE PROFESSIONAL GRADE.

ENGINEERING EXCELLENCE.
GMC SIERRA



¹EPA-estimated 20 city/23 hwy. Based on GM 2010 Large Pickup segment. ²Maximum trailer weight ratings are calculated assuming a base vehicle, except for any option(s) necessary to achieve the rating, plus driver. The weight of other optional equipment, passengers and cargo will reduce the maximum trailer weight your vehicle can tow. See your GMC dealer for details.

SIERRA 1500 CREW CAB SLE IN FIRE RED SHOWN WITH AVAILABLE EQUIPMENT.

RAISED TO THE NEXT POWER.
SIERRA HYBRID



SIERRA HYBRID IN PURE SILVER METALLIC SHOWN WITH AVAILABLE EQUIPMENT

SIERRA HYBRID

33% MORE FUEL EFFICIENT. 100% AHEAD OF THE COMPETITION.

Sierra Hybrid is the first two-mode hybrid in a full-size pickup, an accomplishment unmatched by the competition. It takes the best of both gas and electric propulsion to provide you with the most efficient power in a given driving situation. The result is a 33 percent increase in EPA-estimated city fuel economy compared to our most efficient gasoline-only Sierra.¹ Better yet, this technology does not sacrifice capability. Sierra Hybrid can handle over 1500 lbs of payload,² and offers up to 6100 lbs of conventional trailering capacity.³

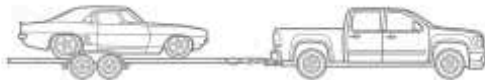
VARIABLE VALVE TIMING (VVT)

The heart of Sierra Hybrid is the 6.0L V-8 VVT that produces 332 horsepower and 367 lb-ft of torque. The secret to this engine's balanced power is variable valve timing. This feature helps the engine produce near-peak levels of torque across a wide RPM range. This gives you both responsiveness in city driving and bold acceleration for passing and trailering.

FIGURE 1: THE BEST FUEL ECONOMY OF ANY FULL-SIZE PICKUP⁴



At low speeds and light loads, Sierra Hybrid can reduce fuel consumption by shutting off the engine and operating on electric power alone. It can also run on engine power alone, or a combination of both gas and electric. In the city, this technology offers an EPA-estimated 20 mpg.



At highway speeds, Sierra uses its 6.0L V-8 VVT engine in either V-4 or V-8 operation—sometimes with an extra boost of electric power—as conditions warrant. Full V-8 power is available for trailer towing, passing or pulling on a long, steep grade. On the highway, Sierra Hybrid has an EPA-estimated 23 mpg.

REGENERATIVE BRAKING

During normal stops, regenerative braking uses the motors in the hybrid transmission as generators to decelerate the vehicle by applying resistance in the motors rather than brake friction. At the same time, the motors are capturing that energy as electricity in the 300-volt battery pack, electricity that is available for the next acceleration cycle.

¹EPA-estimated mpg Sierra Hybrid 20, Sierra 15. ²Maximum payload capacity includes weight of driver, passengers, optional equipment and cargo. ³Maximum trailer weight ratings are calculated assuming a base vehicle, except for any option(s) necessary to achieve the rating, plus driver. The weight of other optional equipment, passengers and cargo will reduce the maximum trailer weight your vehicle can tow. See your GMC dealer for details. ⁴Based on GM 2010 Large Pickup segment.

FIGURE 2: ACTIVE FUEL MANAGEMENT (AFM)

For maximum fuel economy when you don't need extra power, AFM can deactivate four of the engine's eight cylinders. As the load and your demands increase, the cylinders can reactivate within as little as 20 milliseconds to give you maximum power for trailering and passing.



PROVEN BATTERY POWER

To give your electric drive system ample power without sacrificing capacity, Sierra Hybrid has a 300-volt battery pack built with Nickel-Metal Hydride (NiMH) technology. It tucks under the rear seat area, out of the way, so your passenger capacity and cargo space are unchanged from other Sierras.

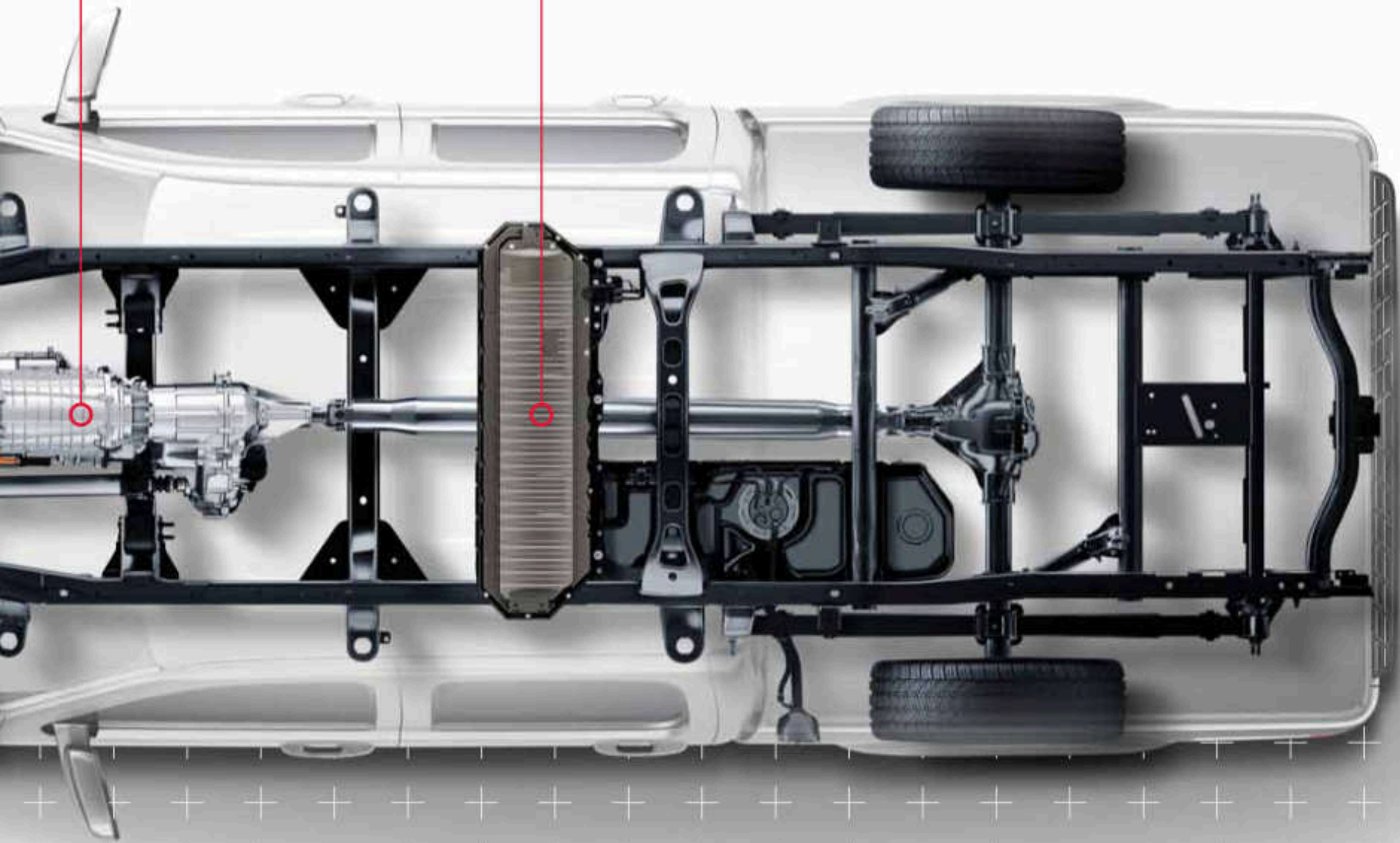
POWERTRAIN CONTROLLER



6.0L V-8 VVT WITH ACTIVE FUEL MANAGEMENT (AFM)

ELECTRONICALLY VARIABLE TRANSMISSION
WITH INTEGRAL ELECTRONIC MOTORS.

300-VOLT NICKEL-METAL
HYDRIDE BATTERY.







SIERRA 1500 CREW CAB SLT IN GRAY-GREEN METALLIC SHOWN WITH AVAILABLE EQUIPMENT

SIERRA CHASSIS AND SUSPENSION

A FRAME ENGINEERED FOR YOUR BIGGEST CHALLENGES.

Sierra starts with more than just a frame and suspension. It is built from the belief that control and driver comfort go hand in hand. From its sturdy hydroformed, boxed-rail section chassis to its available automatic locking rear differential, every component is engineered with the strength and capability to help you accomplish more every day.

FIGURE 3: BOXED FOR STRENGTH

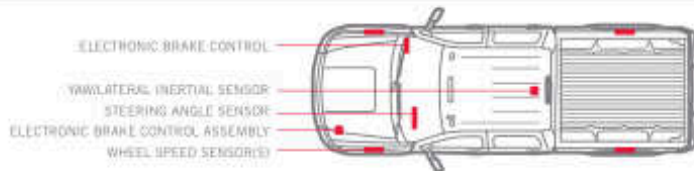


Sierra's frame is engineered with a hydroformed front section and closed-box side rails for high strength. This construction helps to make the frame more resistant to twisting while carrying heavy loads over uneven roads and gives a solid, stable feel when the pavement is smooth.

CARRYING THE LOAD

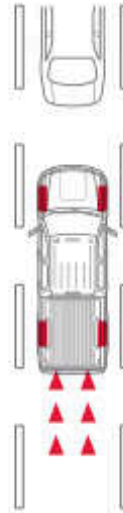
Sierra's front suspension is a fully independent coil-over-shock design that has less mass than a typical torsion-bar system for improved ride quality. The rear suspension is a multi-stage leaf spring that progressively increases its support to match your payload. This helps your Sierra feel stable and secure, no matter how hard it's working.

FIGURE 4: CONFIDENT DRIVING



The StabiliTrak stability control system helps you stay on the path you are steering in bad weather or on uneven road surfaces. The system senses when your vehicle is not responding to your steering inputs, then adjusts engine speed and braking pressure to any individual wheel to help maintain directional control.


FIGURE 5: BRAKING AND STEERING



All Sierra models feature four-channel antilock brakes for confident stopping in a variety of conditions. Rack-and-pinion steering provides precise performance and an on-center feel. It also offers low-speed assist for easier maneuvering in tight spaces.

SIERRA ALL-TERRAIN

Sometimes, there aren't any roads where you're going. That's why GMC created Sierra All-Terrain. This package is available on 1500 2WD or 4WD Extended or Crew Cab models with either the 5.3L V-8 VVT or 6.2L V-8 VVT and the famed Z71 Off-Road Suspension Package. Sierra All-Terrain also includes Z82 trailering equipment, Rancho Tenneco shocks and an Eaton® automatic locking rear differential for off-road control, while the bold chrome grille, special chrome-clad 18-inch aluminum wheels and All-Terrain emblems set it apart from the rest.





SIERRA 1500 CREW CAB ALL-TERRAIN IN PURE SILVER METALLIC SHOWN WITH AVAILABLE EQUIPMENT

VORTEC POWER

POWER WITHOUT COMPROMISE.

The Vortec engine family has a well-earned reputation for durability, power and efficiency. These engines are developed using "vortex technology" that swirls and tumbles the incoming air and fuel mixture for enhanced performance and fuel economy.¹ This technology helps deliver torque, smoothness and efficiency with power to spare.

THE WIDEST RANGE OF V-8 ENGINES

No other full-size pickup offers a wider range of V-8 gas engines. Depending on the Sierra you choose, Vortec power is available in 4.8L, 5.3L, 6.0L Hybrid and 6.2L displacements, with output that ranges from 302 to 403 hp. This makes it easy to match the engine to the job.

FIGURE 6: SIERRA XFE, THE FULL-SIZE ECONOMY LEADER



No other competitor can offer over 300 hp with more than an EPA-estimated highway fuel economy of 20 mpg.² Sierra XFE surpasses this rating, with EPA-estimated highway fuel economy of 22 mpg,² to go up to 572 miles between fill-ups. It means you spend less time at the pump and more time on the road.

¹EPA-estimated city/highway mpg: Vortec 4.8L V-8, 14/19; Vortec 5.3L V-8, 13/21; Sierra XFE with Vortec 5.3L V-8, 19/22; Sierra Hybrid with Vortec 6.0L V-8, 21/22; Vortec 6.2L V-8, 13/19. ²Based on GM 2010 Large Pickup segment.





SIERRA 1500 EXTENDED CAB SLE IN STEALTH GRAY METALLIC SHOWN WITH AVAILABLE EQUIPMENT

SMOOTH SHIFTS WITH EXCEPTIONAL CONTROL

The 6-speed heavy-duty automatic transmission, standard on all 5.3L and 6.2L V-8 Sierra 1500 Series pickups, has several innovative features for added control and confidence. Driver Shift Control (DSC) lets you select a range of gears to suit variable driving conditions simply by moving the shift lever to "M" and using the convenient tap-up/-down button. Tow/Haul mode raises upshift points to use more of the engine's power for acceleration, and raises downshift points to use engine braking to slow your Sierra for less noise and harshness. Grade Braking (automatically activated in Tow/Haul mode but disengaged when DSC is activated) senses when you want to slow your Sierra, and if the appropriate conditions are met, implements a Grade Braking shift schedule to help you maintain your desired speed.

FLEXFUEL CAPABLE

All Sierra V-8 engines, except for the 6.0L Hybrid, are engineered to run on E85¹ ethanol, which is a blend of 15 percent regular gas and 85 percent ethanol.


¹Visit gmc.com/e85 to see if there is an E85 station near you.

TRAILERING

READY. WILLING. AND CAPABLE.

Sierra has the capacity to put other pickups on the trailer. Literally. With the available MAX Trailering Package on Extended and Crew Cab models, Sierra can handle up to 10,700 lbs.¹ It includes features tailored for trailering, from the 6.2L V-8 VVT and automatic locking rear differential, to a frame-mounted hitch, complete trailer wiring harness, engine and transmission oil coolers and a trailer brake controller.

FIGURE 7: TRAILER WEIGHT RATING (UP TO 10,700 LBS¹)



SIERRA HYBRID CREW CAB 2WD 5.3L V-8 VVT 5000 LBS (MAX) TRAILERING CAPACITY¹



SIERRA 1500 EXTENDED CAB 2WD 6.2L V-8 VVT 10,700 LBS (MAX) TRAILERING CAPACITY¹

FIGURE 8: SEE WHAT'S BEHIND YOU.



The available Rearview Camera System projects images onto the rearview mirror display (pictured) or onto the available in-dash navigation screen. This makes it easier to maneuver while backing into loading areas, and helps you align your Sierra's hitch with the trailer more easily.

¹Maximum trailer weight ratings are calculated assuming a base vehicle, except for any options necessary to achieve the rating, plus driver. The weight of other optional equipment, passengers and cargo will reduce the maximum trailer weight your vehicle can tow. See your GMC dealer for details.

KEEP YOUR TRAILER UNDER CONTROL.

The available trailer brake controller is completely integrated with the vehicle's electrical and ABS systems, allowing your trailer's brakes to operate simultaneously with the vehicle's brakes. This system can give you greater control of trailer braking force.

FIGURE 9: EATON AUTOMATIC LOCKING REAR DIFFERENTIAL



No other competitor in its class offers an available fully automatic locking rear differential for on- or off-road use. When the Eaton Locker senses a difference in speed between left and right rear wheels of approximately 100 rpm, it locks to turn both rear wheels in unison for added traction.





SIERRA 1500 CREW CAB SLT IN STEALTH GRAY METALLIC SHOWN WITH AVAILABLE EQUIPMENT

6.2L V-8 VVT POWER

THE POWER OF LEADING BY EXAMPLE.

The 403-hp 6.2L V-8 VVT makes Sierra the most powerful 1500 Series Crew Cab in its class. It's standard on Denali and available on Sierra Extended and Crew Cab models. Every aspect of the 6.2L V-8 VVT is engineered for maximum power and durability with advanced design techniques and high-quality materials. The result is exceptional refinement, with power to spare for virtually any driving situation.

FIGURE 10: HORSEPOWER MEETS RELIABILITY



Performance is nothing without reliability. Like all Vortec V-8s, the 6.2L V-8 VVT is designed for high strength with low friction. With a high-flowing induction system, this engine gives you ample reserve power for passing or trailering.

PREMIUM MATERIALS FOR A LONG LIFE²

To keep Sierra performing at its best, it is engineered with premium materials for a long life. Its iridium-tipped spark plugs and transmission fluid are both scheduled to last up to 100,000 miles under normal driving conditions. The advanced coolant has a service life of 5 years or 150,000 miles, whichever comes first.

A MONTHLY CHECKUP FROM ONSTAR³

For advanced onboard engine monitoring and diagnostic capability, all Sierras except WT models have OnStar Vehicle Diagnostics (OVD). With OVD, your Sierra can run through a check of your engine, transmission, antilock brakes and more, and e-mail you the results.² You can also ask for a diagnostic check while you're driving.

THE BEST COVERAGE IN AMERICA

Even our coverage is engineered for leadership. The GM 5-Year/100,000-Mile Powertrain Limited Warranty,³ combined with our 24-hour Roadside Assistance and Courtesy Transportation, gives you the best coverage in America. We stand behind our trucks, so you can drive them with confidence.

²Warranty needs vary with different uses and driving conditions. See the Owner's Manual for more information. ³Visit onstar.com for system limitations and details. ⁴Whichever comes first. See dealer for limited warranty details.





SIERRA DENALI CREW CAB IN ONYX BLACK SHOWN WITH AVAILABLE EQUIPMENT.





*SIERRA 1500 EXTENDED CAB SLE IN PEARL SILVER METALLIC SHOWN WITH AVAILABLE EQUIPMENT

DENALI INTERIOR

HOW TO MEASURE ACHIEVEMENT.

To describe the ultimate Sierra, you just need one word: Denali. It combines premium materials and careful detailing with advanced communication and entertainment technologies. The result is an exceptional experience, designed for those with high standards who demand the best.

12-WAY POWER SEATING

With 12 power adjustments for its leather-appointed bucket seats, Sierra Denali fits you like a glove. It warms you in cold weather with standard heated seatbacks and cushions, as well as an available heated steering wheel. To help you feel more comfortable in warm weather, Denali is available with a seat cooling system. It ventilates the seating surfaces by circulating fresh air through the perforated leather seat inserts.

DENALI BOSE® SURROUND SOUND

The refined interior comes to life with the Denali's standard Bose Centerpoint® surround sound system with SurroundStage™ signal processing. This advanced technology, along with AudioPilot® noise compensation, surrounds you with sound by delivering five independent channels from existing stereo (two-channel) recordings. With eight speakers and a console-mounted woofer, you can have the sensation of a live performance.

ONE-TOUCH NAVIGATION

To find your way, just point and let the available touch-screen DVD Navigation System¹ do the rest. For easy operation, this system has a 6.5-inch in-dash touch-screen display, 2-D or 3-D map graphics and 3 months of XM NavTraffic.² This system can also use and display instructions from OnStar Turn-By-Turn Navigation assistance.

BLUETOOTH® CONNECTIVITY

To help you stay in touch at all times, Bluetooth³ capability lets you connect your wireless phone or PDA to the hands-free calling system. This allows you to control your device with the phone and audio system controls. To connect your MP3 or iPod,⁴ just plug them into the available USB port.⁵ You can select titles and manage playlists using the sound system controls, including those on the steering wheel.

HELP WHEN YOU NEED IT FROM ONSTAR

A six-month subscription to the OnStar Directions & Connections⁶ plan is standard on most Sierras (available on WT). With Turn-By-Turn Navigation, you just push the OnStar button to tell the Advisor where you want to go, and turn-by-turn directions are downloaded to your vehicle. OnStar eNav lets you send directions from Google[®] Maps and Mapquest[®] to your vehicle so you can call them up with a simple voice command. OnStar Destination Download lets you contact your Advisor and then download directions to your screen-based navigation system.


¹Not available in Puerto Rico or the Virgin Islands. Hawaii vehicles have state of Hawaii functionality only. ²XM NavTraffic and XM Radio require subscriptions, sold separately after the first 90 days. XM Radio U.S. service only available in the 48 contiguous United States and the District of Columbia. For more information, visit xmradio.com. ³Go to gm.com/bluetooth to find out which Bluetooth phones are compatible with the vehicle. ⁴Not compatible with all devices. ⁵Visit onstar.com for coverage map, details and system limitations.







SIERRA 1500 CREW CAB SLT IN LIGHT TITANIUM LEATHER-APPOINTED SEATING SHOWN WITH AVAILABLE EQUIPMENT



SIERRA 1500 SLE IN LIGHT TITANIUM CLOTH SHOWN WITH AVAILABLE EQUIPMENT

SLT/SLE INTERIOR DETAILS

ATTENTION TO DETAIL THAT PUTS YOU IN COMMAND.

The Sierra SLT and SLE interiors reflect power, sophistication and craftsmanship in equal measure, all designed to keep you comfortable and focused on the task ahead. They can be equipped with a variety of entertainment and communication technologies that keep you connected and in charge, no matter where your next challenge leads you.

REAR-SEAT ENTERTAINMENT SYSTEM

Your rear-seat passengers can enjoy the ride even more with the available Rear-Seat Entertainment System for Crew Cab models. It includes a DVD player and an 8-inch diagonal flip-down screen. It also comes with dual-play, which has a separate upper DVD slot in the radio to allow front-seat passengers to control the DVD or music playing behind them. The system is also compatible with most popular video gaming systems.

DUAL-ZONE CLIMATE CONTROL

SLT includes a dual-zone climate control system that allows individual temperature settings for left and right front-seat passengers. For added comfort, the leather-appointed 10-way power front seats in SLT also have heated cushions and seatbacks to warm you when the temperature falls.

SOUND YOU CAN FEEL

For the ultimate in sound quality, the Bose audio system standard on SLT and available on SLE includes steering-wheel-mounted radio controls and a premium speaker system. This system also includes a woofer mounted in the center console for rich bass notes to give you a fuller listening experience.

SEATS THAT WORK FOR YOU

The SLE features a 40/20/40 front split bench seat with a center fold-down armrest that opens for generous storage space. Lifting the armrest reveals a cushion that can accommodate a third front-seat passenger. Lift that cushion and you have access to a lockable storage compartment, with room for most laptops and electronic devices, as well as an auxiliary power outlet.

TWO-LEVEL GLOVE BOX STORAGE

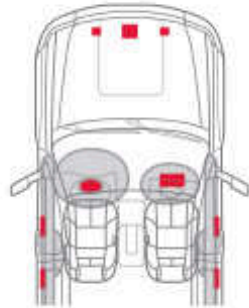
Sierra SLE features a dual-level glove box designed to provide convenient storage for a wide range of necessities. The upper level and larger lower level let you organize everything for quick access and secure storage of important items.

SIERRA SAFETY AND PASSENGER PROTECTION

YOU CAN'T PREDICT. BUT YOU CAN PREPARE.

With its rugged frame, robust body structure, four-wheel antilock brakes and six months of OnStar¹ security on most vehicles, Sierra surrounds you with overlapping layers of protection that can give you a well-placed sense of confidence.

FIGURE 11: DUAL-STAGE FRONTAL AIR BAGS AND SIDE-IMPACT AIR BAGS



Dual-stage frontal air bags² on Sierra models feature sensors that gauge the severity of a crash, and then determine whether to employ one or two levels of inflation, helping to reduce the risk of injury to passengers. Sierra also features a Passenger Sensing System for the outboard front passenger that automatically turns off the air bag if the passenger is under the appropriate weight.

STABILITRAK STABILITY CONTROL

Conditions can change without warning. That's why Sierra is engineered with the StabiliTrak stability control system. It instantly adjusts engine speed and brake pressure to any individual wheel to help you maintain control and to help you stay on track.

TIRE PRESSURE MONITORING

The standard Tire Pressure Monitoring (TPM) system makes sure each tire is properly inflated for optimum handling and control, and warns you if a tire is low via the Driver Information Center. (Does not monitor spare tire.)

¹Visit onstar.com for details and system limitations. ²No bag inflation can cause severe injury or death to anyone too close to the bag when it deploys. Be sure every occupant is properly restrained. Always use safety belts and the correct restraint for your child's age and size. Even in vehicles equipped with the Passenger Sensing System, children are safer when properly secured in a rear seat in the appropriate infant, child or booster seat. Never place a rear-facing infant restraint in the front seat of any vehicle equipped with a passenger air bag. See the Owner's Manual and child safety seat instructions for more safety information.

PROTECTION FROM SIDE IMPACTS

To help protect you in a side-impact collision, Sierra models include standard side-impact air bags² mounted on the driver and outside front-passenger seat, which provide thorax and pelvic protection for outboard front-seat occupants. Head curtain side-impact air bags are also standard.² They unfurl from the roof rail like a protective curtain for outboard passengers and can be activated by either rollover sensors or side-impact sensors.

AUTOMATIC CRASH RESPONSE

To relay critical details in the event of a crash, built-in sensors can automatically send an alert to OnStar.¹ An Advisor is immediately connected to your vehicle to see if you need help. Even if you can't respond, the Advisor can use GPS technology to send emergency responders to your exact location. Now, you can get help even if you can't ask for it. Visit onstar.com to learn more.





TRIM LEVELS	WT	SL	SLE	SLT	DENALI
CONFIGURATIONS					
REGULAR CAB	*	—	*	—	—
EXTENDED CAB	*	*	*	*	—
CREW CAB	*	*	*	*	*
MECHANICAL					
ALL-WHEEL DRIVE Electronic automatic system	—	—	—	—	A
ALUMINIZED STAINLESS STEEL EXHAUST	S	S	S	S	S
AUXILIARY EXTERNAL TRANSMISSION OIL COOLER Heavy-duty air-to-oil. On WT models, requires Trailing Package, Snow Plow Prep Package or Heavy-Duty Cooling Package. On SL, included with Trailing Package. On SLE models, requires Trailing Package, Snow Plow Prep Package and 6-speed automatic transmission.	A	A	A	A	S
BATTERY Heavy-duty maintenance-free with 600 cold-cranking amps, rundown protection and retained accessory power	S	S	S	S	S
BRAKES Front disc/rear drum with 4-wheel antilock 4-wheel disc with 4-wheel antilock	S	S	S	S	—
EATON HEAVY-DUTY AUTOMATIC LOCKING REAR DIFFERENTIAL	A	A	A	S	S
ENGINES Vortec 4.3L V-6	S	—	—	—	—
Vortec 4.8L V-8 Variable Valve Timing (WT) FlexFuel	A	S	S	—	—
Vortec 5.3L V-8 VVT FlexFuel	A	—	A	S	—
Vortec 6.2L V-8 VVT FlexFuel	—	—	A	A	S
ENGINE BLOCK HEATER	A	A	A	A	A
EXTERNAL ENGINE OIL COOLER Heavy-duty air-to-oil. Integral to driver side of radiator tank. On WT models, requires Trailing Package or Heavy-Duty Cooling Package. On SLE models, requires 6-speed automatic transmission.	A	—	A	S	S
FRAME Fully boxed to the spare tire area, with hydroformed front section	S	S	S	S	S
HEAVY-DUTY COOLING PACKAGE Includes external engine oil cooler, auxiliary external transmission oil cooler, electric fan and heavy-duty radiator. Only available with 6-speed transmission.	A	—	A	S	S
STABILITRAK STABILITY CONTROL SYSTEM	S	S	S	S	S
SUSPENSION Coil-over-shock independent front; semi-elliptical 2-stage multileaf springs rear Solid Smooth Ride Suspension. On SL, requires Crew Cab models.	S	S	S	S	S
Heavy-Duty Handling/Trailing Suspension. On SL Crew Cab models, requires Trailing Package. Standard on SL Extended Cab models.	A	A	S	S	—

Z71 Off-Road Suspension Package. Includes off-road jounce bumpers, high-capacity air cleaner, Skid Plate Package and Z71 decals on rear quarters.

High-Performance Suspension Package. Included with 20" chrome-clad aluminum wheels.

TRANSMISSION 4-speed automatic, electronically controlled

6-speed automatic, electronically controlled

TRANSFER CASE On WT and SL models, includes floor-mounted shifter. On SLE and SLT models, includes Autotrac electronic case with rotary dial controls (4WD models).

TRAILERING Heavy-Duty Trailing Package. Includes trailing hitch platform and 2" receiver, 7-wire harness with independent fused trailing circuits mated to a 7-way sealed connector, wiring harness for aftermarket trailer brake controller (located in the instrument panel harness), single wire for center high-mounted stop lamp, heavy-duty automatic locking rear differential and external transmission oil cooler. On 1500 WT and SLE models equipped with 6-speed transmission, includes Heavy-Duty Cooling Package and external engine oil cooler.

Integrated Trailer Brake Controller. Not available with Vortec 4.3L V-6. Requires Heavy-Duty Trailing Package.

MAX TRAILERING PACKAGE Includes Vortec 6.2L V-8, heavy-duty automatic locking rear differential, Handling/Trailing Suspension Package, 9.5" hybrid rear axle, 3.73 rear axle ratio, front and rear disc brakes, Trailing Package, fog lamps and 17" polished aluminum wheels.

POWER TECH EDITION Includes Vortec 5.3L V-8 SFI FlexFuel engine, heavy-duty automatic locking rear differential, Trailing Package, dual-zone automatic air conditioning, Bluetooth® for phone, steering-wheel-mounted audio controls, AM/FM stereo with CD player and MP3 playback, driver 6-way power seat adjuster, front fog lamps, EZ-Lift locking tailgate and 17" 6-lug aluminum wheels

SKID PLATE PACKAGE Frame-mounted shields. Includes front underbody shield starting behind front bumper and running to first cross-member.

SNOW PLOW PREP PACKAGE Includes 10-amp power for backup and roof emergency light, 160-amp alternator, high-flow front bumper, forward lamp wiring harness, provision for cab roof-mounted lamp/beacon, instrument panel jumper wiring harness for electric trailer brake controller, high-capacity air cleaner, auxiliary external transmission oil cooler and Skid Plate Package (Regular Cab only)

WT	SL	SLE	SLT	DENALI
—	—	A	A	—
—	—	A	A	S
S	S	S	—	—
A	—	A	S	S
S	S	S	S	—
A	A	A	S	S
—	—	A	A	—
—	—	A	—	—
A	A	A	A	S
A	—	A	—	—

TRIM LEVELS

SEATING

SEAT TRIM Dark Titanium vinyl with Graphite-colored rubberized vinyl floor covering

Dark Titanium cloth

Premium cloth

Front leather-appointed seating. Includes 6-way power driver seat adjuster. Not available on Regular Cab models.

Front leather-appointed seating, Nuance

SEATS 40/20/40 front split-bench with driver and front-passenger manual recline and center fold-down armrest with storage

40/20/40 front split-bench with driver and front-passenger manual recline and center fold-down armrest and lockable storage compartment in seat cushion (includes auxiliary power outlet)

Front buckets with 6-way power seat adjusters, manual recline, manual lumbar and adjustable head restraints. Requires Extended or Crew Cab models.

Front buckets with 10-way power seat adjusters (SLT) or 12-way (Denali) including 2-way power lumbar control, heated seat cushions and seatbacks, 2-position driver memory (does not apply to lumbar adjuster on SLT) and adjustable head restraints

Heated and cooled seats for driver and front passenger. Includes 12-way power seat adjusters and perforated leather seating surfaces.

Driver-side manual seat adjuster with lumbar control. On WT models, included and only available with cloth seat trim.

Folding rear bench, full width. Extended Cab models only.

60/40 folding rear bench. WT and SL require Crew Cab models. SLE requires Extended or Crew Cab models.

INSTRUMENTATION AND CONTROLS

CRUISE CONTROL Requires Work Truck Preferred Package or Bluetooth for phone on WT models.

INSTRUMENTATION Analog cluster with speedometer, fuel level, engine temperature and tachometer. On 1500 SLE, SLT and Denali models, includes voltmeter and oil pressure indicators.

Driver Information Center with odometer, trip odometer and message center. On SLE, SLT and Denali models, includes compass and outside temperature.

WT	SL	SLE	SLT	DENALI
S	—	—	—	—
A	S	—	—	—
—	—	S	—	—
—	—	A	S	—
—	—	—	—	S
—	—	—	—	S
—	—	A	—	—
—	—	—	—	S
—	—	—	—	S
—	—	—	—	S
—	—	—	—	S

STANDARD AND AVAILABLE FEATURES/SIERRA 1500 SERIES

TRIM LEVELS	WT	SL	SLE	SLT	DENALI
POWER-ADJUSTABLE PEDALS Requires Convenience Package on SLE and SLT models.	—	—	A	A	S
REARVIEW CAMERA SYSTEM With inside rearview mirror display; if Touch-Screen Navigation is ordered, camera display is on NAV screen (also available on Sierra Hybrid). Required with DPN mirror on SLE and SLT models.	—	—	A	A	A
STEERING WHEEL Tilt-Wheel adjustable steering column with brake/transmission shift interlock	S	S	S	S	S
Leather-wrapped (color-keyed on Denali). On WT and SL models, requires Bluetooth.	A	A	S	S	S
Steering-wheel-mounted audio controls. Requires Bluetooth on WT and SL models.	A	A	A	S	S
Heated, leather-wrapped and color-keyed	—	—	—	—	A
ULTRASONIC REAR PARKING ASSIST With audible warning. Requires Extended or Crew Cab models.	—	—	A	A	S

INTERIOR DETAILS

CARPETING Color-keyed with rubberized vinyl floor mats. Extended and Crew Cab models also include rear floor mats; WT models require cloth seat trim.	A	S	S	S	—
Color-keyed with removable carpeted floor mats for first and second row	—	—	—	—	S
CLIMATE CONTROL Single-zone manual air conditioning	S	S	S	—	—
Dual-zone automatic air conditioning with individual settings for driver and right-front passenger; not available with Regular Cab models. Requires SLE Preferred Package on Extended and Crew Cab models.	—	—	A	S	S
Defogger, Rear window. Not available with power-sliding rear window.	A	A	A	S	S
FLOOR COVERING Rubberized vinyl	S	A	A	—	—
REARVIEW MIRROR With manual day/night adjustment	S	S	S	—	—
Auto-dimming. Required with DPN mirror on SLE models.	—	—	A	S	S
SUNROOF Power with express-open. Includes Universal Home Remote. Extended and Crew Cab models only.	—	—	—	A	A
WINDOWS Power with driver express-down. SLT models include front passenger express-down.	—	S	S	S	S
Rear-access-door, power. Requires Extended Cab models.	—	—	S	S	—
Rear, power-sliding. Not available with Regular Cab models or with rear-window defogger.	—	—	A	A	A

OPTION PACKAGES

WORK TRUCK PREFERRED PACKAGE Includes cruise control, remote keyless entry, power door locks and Solar-Ray deep-tinted glass. Requires Regular or Extended Cab models.	A	—	—	—	—
---	---	---	---	---	---

TRIM LEVELS	WT	SL	SLE	SLT	DENALI
WORK TRUCK PLUS PACKAGE Includes 17" chrome-styled steel wheels, chrome surround grille and fog lamps. Requires Regular or Extended Cab models. On 2WD models, also includes front frame-mounted recovery hooks.	A	—	—	—	—
SLE CONVENIENCE PACKAGE Includes adjustable power pedals, Universal Home Remote, remote vehicle starter system, Ultrasonic Rear Parking Assist and rear-window defogger. Requires Extended or Crew Cab models.	—	—	A	—	—
CHROME ESSENTIALS PACKAGE Includes 6" chromed tubular oval assist steps, polished exhaust tip, chrome recovery hooks, chrome door handles and mirror caps and 18" chrome-clad aluminum wheels	—	—	A	A	—
SLE PREFERRED PACKAGE (REGULAR CAB) Includes remote vehicle starter system, steering-wheel-mounted controls, Bluetooth ¹ for your cell phone, AM/FM stereo with CD player and MP3 playback, fog lamps, EZ-Lift locking tailgate and 17" polished aluminum wheels	—	—	A	—	—
SLE PREFERRED PACKAGE (EXTENDED OR CREW CAB) Includes steering-wheel-mounted controls, dual-zone automatic air conditioning, 6-way power driver seat adjuster, Bluetooth ¹ for your cell phone, AM/FM stereo with CD player and MP3 playback, fog lamps and EZ-Lift locking tailgate	—	—	A	—	—
ALL-TERRAIN PACKAGE See page 6	—	—	A	A	—
SLT CONVENIENCE PACKAGE Includes Universal Home Remote, power-adjustable pedals, EZ-Lift locking tailgate, Ultrasonic Rear Parking Assist and rear wheelhouse liner	—	—	—	A	—

ENTERTAINMENT/COMMUNICATION / NAVIGATION

AM/FM STEREO	S	—	—	—	—
With MP3-compatible CD player	A	S	S	—	—
With CD player, MP3 playback and USB port. ² On SLE models, requires SLE Preferred Package.	—	—	A	S	—
With MP3-compatible 6-disc in-dash CD player and USB port ²	—	—	A	A	S
With MP3-compatible CD/DVD player and USB port. ² On SLT, requires Crew Cab models. On Denali models, requires Entertainment Package.	—	—	—	A	A
TOUCH-SCREEN NAVIGATION³ AM/FM stereo with MP3-compatible CD player and DVD-based navigation with voice prompts, includes Bose® premium speaker system and 3 trial months of XM Radio ⁴ with XM NavTraffic. ⁵ On SLE models, requires front bucket seats.	—	—	A	A	A
TOUCH-SCREEN NAVIGATION³ WITH REAR-SEAT ENTERTAINMENT PACKAGE AM/FM stereo with MP3-compatible CD/DVD player and navigation, includes	—	—	—	A	A

TRIM LEVELS	WT	SL	SLE	SLT	DENALI
3 trial months of XM Radio ⁴ with XM NavTraffic. ⁵ Requires Crew Cab models and Entertainment Package.	—	—	A	S	S
BOSE AUDIO Premium speaker system with woofer. On SLE models, requires front bucket seats.	—	—	A	S	S
CENTERPOINT SURROUND SOUND SYSTEM	—	—	—	—	S
ENTERTAINMENT PACKAGE Rear-seat DVD player with LCD display and 2 sets of wireless headphones. Includes rear audio controls. Requires Crew Cab models. On SLT models, includes AM/FM stereo with MP3-compatible CD/DVD player. On Denali models, requires AM/FM stereo with MP3-compatible CD/DVD player or AM/FM stereo with MP3-compatible CD/DVD player and DVD-based navigation.	—	—	—	—	A
XM RADIO⁴ Including 3 trial months of service. See page 29 for details.	A	S	S	S	S
XM NAVTRAFFIC⁵ Including 3 trial months of service and only available with Touch-Screen Navigation. See page 29 for details.	—	—	A	A	A
BLUETOOTH FOR PHONE¹ Personal cell-phone connectivity to vehicle audio system allowing hands-free calling. Requires SLE Preferred Package on SLE models.	A	A	A	S	S
ONSTAR Directions & Connections ⁶ plan, Six-month subscription. See page 29 for details.	A	S	S	S	S

CONVENIENCE FEATURES

POWER DOOR LOCKS With remote keyless entry (2 transmitters, panic button and content theft alarm). Standard on WT Crew Cab models. Included with Work Truck Preferred Package.	A	S	S	S	S
REMOTE START With remote keyless entry. Remote keyless entry does not lock/unlock tailgate. Requires new key fob and vehicle reprogramming on SLE models.	—	—	A	S	S
UNIVERSAL HOME REMOTE Requires Convenience Package on SLE and SLT models.	—	—	A	A	S

EXTERIOR STYLING AND FUNCTIONALITY

BODYSIDE MOLDINGS Body-colored. Chrome insert on Denali models.	—	S	S	S	S
BUMPERS Chrome. On WT models, includes black bumper top caps. On SL, SLE and SLT models, includes body-color bumper top caps.	S	S	S	S	—
Front, body-colored	—	—	—	—	S
Rear, chrome step-style with pad	S	S	S	S	—
Rear, body-colored step-style with pad	—	—	—	—	S
DOOR HANDLES Chrome	—	—	—	—	S
EZ-LIFT LOCKING TAILGATE Includes tailgate lock. Requires SLE Preferred Package on SLE models and SLT Convenience Package on SLT models.	A	A	A	A	S

¹Go to gm.com/bluetooth to find out which Bluetooth phones are compatible with the vehicle. ²Not compatible with all devices. ³Not available in Puerto Rico or the Virgin Islands. Hawaii vehicles have state of Hawaii functionality only. ⁴XM Radio requires a subscription, sold separately by XM after the first 90 days. XM Radio U.S. service only available in the 48 contiguous United States and the District of Columbia. For more information, visit xmradio.com. ⁵Requires XM Radio and NavTraffic monthly subscriptions sold separately by XM after trial period. XM NavTraffic only available in select markets. For more information, visit xmradio.com/navtraffic. ⁶Visit onstar.com for details and system limitations.

TRIM LEVELS	WT	SL	SLE	SLT	DENALI
-------------	----	----	-----	-----	--------

EXTERIOR STYLING AND FUNCTIONALITY CONT'D

FRONT LICENSE PLATE BRACKET Included in all states that require a front license plate	A	A	A	A	A
GLASS Solar-Ray deep-tinted	A	S	S	S	S
GRILLE SURROUND Black, WT only.	S	—	—	—	—
Chrome. Requires Work Truck Plus Package on WT models. On Denali models, includes chrome center.	A	S	S	S	S
LIGHTS Halogen front fog lamps. Requires WT Plus Package on WT models and SLE Preferred Package on SLE models.	A	—	A	S	S
Dual cargo area lamps	S	S	S	S	S
WIPERS Wet-arm front intermittent	S	S	S	S	S
RECOVERY HOOKS Front, frame-mounted; standard on 4WD and Denali models. Available on 2WD WT, SL, SLE and SLT models. Not available on 2WD Hybrid models.	A	A	A	A	S
Recovery hooks, chrome. Requires Chrome Essentials Package.	—	—	A	A	—
TIRE CARRIER Outside spare, winch-type	S	S	S	S	S

OUTSIDE MIRRORS

Manual-folding, black	S	—	—	—	—
Heated power-adjustable, manual-folding, black	—	S	S	—	—
Heated power-adjustable, power-folding, with integrated turn signal indicators and driver-side auto-dimming; body-color. SLT and Denali models include curb tilt. Requires All Terrain Package on SLE models.	—	—	A	S	S
VERTICAL CAMPER Manual-folding with lower convex spotter glass. See dealer for availability.	A	—	—	—	—
Heated, power-adjustable with integrated turn signal indicators; manual-folding/extension; black (convex glass is not heated or power adjustable). SLE models require inside rearview auto-dimming mirror.	—	—	A	A	—

SAFETY

AIR BAGS ¹ Frontal, includes Passenger Sensing System	S	S	S	S	S
Head curtain, front and rear, side-impact with rollover sensor	S	S	S	S	S



REAR-SEAT ENTERTAINMENT SYSTEM

An 8" diagonal LCD screen drops down from the headliner behind the front row. Audio is through wireless headphones or speaker system.

TOUCH-SCREEN NAVIGATION²

Select either 2-D or 3-D map views of your route, and listen to verbal directions in your choice of English, Spanish or French.

Seat-mounted, thorax and pelvic, side-impact for driver and outboard front-passenger	S	S	S	S	S
DAYTIME RUNNING LAMPS With automatic lamp control	S	S	S	S	S
TIRE PRESSURE MONITORING SYSTEM (Does not monitor spare tire)	S	S	S	S	S

SIERRA XFE EXCLUSIVE FEATURES AND ENGINE SPECIFICATIONS

Includes SLE standard content with the following changes/requirements:

ALUMINUM BLOCK Vortec 5.3L V-8 VVT FlexFuel
AUTOMATIC TRANSMISSION 6-speed with heavy-duty cooling
REAR AXLE 3.08 ratio
ALUMINUM WHEELS N88 17"
LOW ROLLING-RESISTANCE TIRES
ALUMINUM LOWER CONTROL ARMS AND SPARE WHEEL
TONNEAU COVER Soft
EXTENDED AIR DAM AND OTHER AERO IMPROVEMENTS
EATON HEAVY-DUTY AUTOMATIC LOCKING REAR DIFFERENTIAL
HEAVY-DUTY TRAILERING PACKAGE

FUEL ECONOMY

EPA-estimated mpg	15 city/22 hwy.
Max. Trailering ²	7000 lbs.
Max. Payload ³	1663 lbs.
GVWR ⁴	6700 lbs.
GCWR ⁵	12,200 lbs.

MOST SLE CREW CAB OPTIONS ARE AVAILABLE ON THE SIERRA XFE EXCEPT FOR:

20" WHEELS
ALL-TERRAIN PACKAGE
MAX TRAILERING PACKAGE
Z71 OFF-ROAD SUSPENSION PACKAGE
POWER TECH EDITION

SIERRA 1500 WHEELS¹

NX7
17"
PAINTED STEEL
STANDARD; WT
TRIM



PY9
17"
CHROME-STYLED
STEEL
STANDARD; SLE
TRIM AND SL
CREW CAB
AVAILABLE;
WT REGULAR OR
EXT CAB



R08
18"
CHROME-CLAD
ALUMINUM
STANDARD;
SLT AND HYBRID
AVAILABLE; SLE
WITH CHROME
ESSENTIALS
PACKAGE



S84
20"
CHROME-CLAD
ALUMINUM
AVAILABLE;
SLE AND SLT



N88
17"
POLISHED
ALUMINUM
SPORT
STANDARD; XFE
AVAILABLE;
SLE AND SLT
WITH MAX
TRAILERING
PACKAGE



RZF
18"
CHROME-CLAD
ALUMINUM
STANDARD;
ALL-TERRAIN
PACKAGE

SIERRA DENALI/WHEEL¹

P41
20"
CHROMED
ALUMINUM
STANDARD/
SIERRA DENALI

FEATURES AND ENGINE SPECIFICATIONS/SIERRA HYBRID

Includes the following features as enhancements to, or in place of, corresponding 1500 SLE Crew Cab trim features.

TRIM LEVELS	3HA	3HB
-------------	-----	-----

SIERRA HYBRID MECHANICAL

VORTEC 6.0L V-8 VVT HYBRID With Active Fuel Management (AFM), hybrid two-mode Electronically Variable Transmission (EVT) and 300-volt DC battery pack	\$	\$
AUXILIARY POWER MODULE (APM) To convert 300-volt battery power to 12-volt	\$	\$
HYBRID-SPECIFIC COOLING DESIGN Includes a separate powertrain electronics coolant circuit to keep the high-voltage hybrid content cool	\$	\$
COMBINATION TRANSMISSION COOLER Increases transmission cooling capacity	\$	\$
EATON 680 HEAVY-DUTY AUTOMATIC LOCKING REAR DIFFERENTIAL	\$	\$
3.08 AXLE RATIO For optimum highway fuel economy	\$	\$
HEAVY-DUTY TRAILERING EQUIPMENT	\$	\$
4-WHEEL DISC BRAKES With 4-wheel Antilock Brake System (ABS) and StabiliTrak	\$	\$
REGENERATIVE BRAKING SYSTEM Uses hybrid motors in the transmission acting as generators to decelerate the vehicle, while capturing energy for the 300-volt battery pack	\$	\$
ELECTRIC POWER RACK-AND-PINION STEERING (EPS) For improved fuel economy (see chart at right) and on-center feel	\$	\$

EXTERIOR

EZ-LIFT LOCKING TAILGATE	\$	\$
18" CHROME-CLAD ALUMINUM WHEELS	\$	\$
MIRRORS Outside heated power-adjustable, black, manual-folding	\$	—
Outside heated power-adjustable, power-folding and driver-side auto-dimming, body-color, with integrated turn-signal indicators	—	\$
FOG LAMPS	—	\$
REAR-WINDOW DEFOGGER	—	\$
TONNEAU COVER 1-piece soft cover	\$	—
3-piece hard cover	—	\$
ULTRASONIC REAR PARKING ASSIST	—	\$

INTERIOR

40/20/40 SPLIT-BENCH FRONT SEATS Premium cloth with manual recline with outboard head restraints and center fold-down armrest with storage	\$	—
LEATHER-APPOINTED FRONT BUCKET SEATS With driver and passenger 6-way power adjusters	—	\$
FOLDING REAR BENCH Full width	\$	\$
AUTO-DIMMING INSIDE REARVIEW MIRROR	—	\$

A-Available S-Standard —-Not Available

TRIM LEVELS
POWER-ADJUSTABLE PEDALS

—	\$
UNIQUE HVAC SYSTEM Features a 300-volt electric air conditioning compressor and electric heater coolant pump. Compressor and pump use no belts, operate even when engine is in Autostop and operate as needed.	\$

SPECIALLY DESIGNED INSTRUMENTATION Features Autostop/Off indicators and economy gauge	\$
--	----

DRIVER INFORMATION CENTER (DIC) Includes messages for Hybrid System status	\$
---	----

BOSE AUDIO AND REAR-SEAT AUDIO	—
---------------------------------------	---

TOUCH-SCREEN NAVIGATION* With unique hybrid power flow display	—
---	---

BATTERY BEAUTY COVER Provides a flat load floor and inhibits access to the battery	\$
---	----

3-PASSENGER FULL-WIDTH REAR BENCH SEAT	\$
---	----

DUAL-ZONE AUTOMATIC AIR CONDITIONING	\$
---	----

BLUETOOTH FOR PHONE*	\$
-----------------------------	----

SAFETY

AIR BAGS¹ Frontal, includes Passenger Sensing System	\$
--	----

Head curtain, front and rear, side-impact with rollover sensor	\$
--	----

Seat-mounted, thorax and pelvic, side-impact for driver and outboard front-passenger	\$
--	----

DAYTIME RUNNING LAMPS With automatic lamp control	\$
--	----

TIRE PRESSURE MONITORING SYSTEM (Does not monitor spare tire)	\$
--	----

ENGINE SPECIFICATIONS
VORTEC 6.0L V-8 VVT HYBRID

HP @ RPM	332 @ 5100
-----------------	------------

LB-FT TORQUE @ RPM	367 @ 4100
---------------------------	------------

ACTIVE FUEL MANAGEMENT
TRAILER RATING²

2WD	6100 lbs
------------	----------

4WD	5900 lbs
------------	----------

MAX. PAYLOAD RATINGS³

2WD	1553 lbs
------------	----------

4WD	1519 lbs
------------	----------

FUEL ECONOMY

2WD (EPA-est. mpg)	20 city / 23 hwy.
---------------------------	-------------------

4WD (EPA-est. mpg)	20 city / 23 hwy.
---------------------------	-------------------

SPECIFICATIONS/1500/DENALI

WHEELBASE	REGULAR CAB	EXTENDED CAB	CREW CAB
Short Box	—	—	143.5"
Standard Box	119.0"	143.5"	—
Long Box	133.0"	157.5"	—

SELECT RATINGS	MAXIMUM PAYLOAD ⁴	
	2WD	4WD (Denali: AWD)
All capacities in lbs		
Regular Cab, Standard Box	1815 with 4.8L	1566 with 4.8L
Regular Cab, Long Box	1684 with 4.8L	1815 with 4.8L
Extended Cab, Standard Box	1925 with 6.2L	1879 with 6.2L
Extended Cab, Long Box	1656 with 5.3L	1512 with 5.3L
Crew Cab, 1500	1980 with 6.2L	1928 with 6.2L
Crew Cab, 1500 XFE	1663 with 5.3L	—
Crew Cab, Denali	1615 with 6.2L	1622 with 6.2L
Hybrid	1553 with 6.0L	1519 with 6.0L

CARGO DIMENSIONS ⁵	SHORT BOX	STANDARD BOX	LONG BOX
Cargo Volume	53.2 cu. ft.	60.7 cu. ft.	75.5 cu. ft.
Inside Width at Floor	62.4"	62.4"	62.4"
Box Length at Floor	69.3"	78.9"	97.8"

EXTERIOR DIMENSIONS	REGULAR CAB	EXTENDED CAB	CREW CAB
Height	73.5"-73.8"	73.6"-73.9"	73.7"-73.8"
Overall Length	—	—	230.2"
Short Box	—	—	—
Standard Box	205.6"	230.2"	—
Long Box	224.5"	249.2"	—

¹Always use safety belts and the correct restraint for your child's age and size. Even in vehicles equipped with the Passenger Sensing System, children are safer when properly secured in a rear seat in the appropriate infant, child or booster seat. Never place a rear-facing infant restraint in the front seat of any vehicle equipped with a passenger air bag. See the Owner's Manual and child safety seat instructions for more safety information. ²Maximum trailer weight ratings are calculated assuming a base vehicle, except for any options necessary to achieve the rating, plus driver. The weight of other optional equipment, passengers and cargo will reduce the maximum trailer weight your vehicle can tow. See your GMC dealer for additional details. ³Maximum payload capacity includes weight of driver, passengers, optional equipment and cargo. ⁴When properly equipped, includes weight of vehicle, passengers, cargo and equipment. ⁵Cargo and load capacity limited by weight and distribution. ⁶Not available in Puerto Rico or the Virgin Islands. Hawaii vehicles have state of Hawaii functionality only. ⁷Use only GM-approved tire and wheel combinations. For approved tire and wheel combinations and other important information, go to gm.com/awd or see your dealer for details. ⁸Go to gm.com/bluetooth to find out which Bluetooth phones are compatible with the vehicle.

GMC SIERRA

GMC ACCESSORIES

The right accessories make all the difference. When you choose genuine GMC, you get the only accessories engineered and tested to the same standards as your Sierra. To see our complete selection of accessories, and choose the ones that are right for you, just ask.

FIGURE 1: DEALER-INSTALLED AUTONET WIFI¹



Turn your Sierra into a mobile hot spot with the first wireless router engineered specifically for automotive use. It can accommodate up to 10 wireless devices at one time, at a range of up to 150 feet, to help you stay connected, whether you're on the job or at your favorite hideaway.

FIGURE 2: INTEGRATED DVD



A Dual-Player DVD System mounted in back of each front head restraint with wireless headphones gives rear-seat passengers personal entertainment. Single remote control included.

FIGURE 3: CHROME MIRROR COVER




Help your Sierra make a fashion statement with these chrome outside rear-view mirror covers.

FIGURE 4: OVAL-PATTERN CHROME GRILLE



This sporty chrome grille features a chrome mesh center and surround. It replaces the existing grille.

FIGURE 5: ASSIST STEPS



Make it easier to get in and out of your truck with these stylish assist steps. Crafted from rust-resistant stainless steel, they are available in either chrome or black powder coat and in 6-inch oval or 3-inch round styles.

FIGURE 6: SOFT TONNEAU COVER



Roll-up design shields cargo, easily rolls up to allow full access to the bed and is constructed with integrated crossbows.

FIGURE 7: 20" AND 22" CAST CHROME WHEELS²

Roll with the best. These custom wheels feature a brilliant, durable chrome finish, and are available with matching lugs and GMC center caps.



CK948 20" CHROME



CK951 20" CHROME



CK370 20" CHROME



CK991 20" CHROME



CK997 20" CHROME



CK945 20" CHROME



CK916 22" CHROME



CK366 TRI-SPOKE 22" CHROME



CK375 22" CHROME

design by
U

ENGINES

	VORTEC 4.3L V-6 (LU3)	VORTEC 4.8L V-8 VVT FlexFuel (L20)	VORTEC 5.3L V-8 VVT AFM/FlexFuel Iron Block (LMG)	VORTEC 5.3L V-8 VVT AFM/FlexFuel Aluminum Block (LC9)	VORTEC 6.2L V-8 VVT FlexFuel (L9H)
CAPACITY	4.3 liters (262 cu. in.)	4.8 liters (293 cu. in.)	5.3 liters (325 cu. in.)	5.3 liters (325 cu. in.)	6.2 liters (376 cu. in.)
SAE NET HORSEPOWER @ RPM	195 @ 4600	302 @ 5600	326 @ 5300 100% E85 315 @ 5200 gasoline or gasoline/E85 mix	326 @ 5300 100% E85 315 @ 5200 gasoline or gasoline/E85 mix	403 @ 5700
SAE NET TORQUE @ RPM (LB-FT)	250 @ 2800	305 @ 4600	348 @ 4400 100% E85 335 @ 4000 gasoline or gasoline/E85 mix	348 @ 4400 100% E85 335 @ 4000 gasoline or gasoline/E85 mix	417 @ 4300
ENGINE/MODEL AVAILABILITY					
Regular Cab, Standard Box	S	A	A	—	—
Regular Cab, Long Box	S	A	A	—	—
Extended Cab, Standard Box	S (2WD)	S (4WD)	A (2WD)	A (4WD)	—
Extended Cab, Long Box	—	—	A	—	—
Crew Cab, Short Box	—	S	A (2WD)	A (4WD) / S on XFE	A
Crew Cab, Short Box (Denali)	—	—	—	—	S

TRANSMISSIONS: 1500: Electronic 4-speed automatic with overdrive and Tow/Haul mode is standard on 4.3L V-6, 4.8L V-8. Electronically controlled 6-speed automatic transmission with overdrive and Tow/Haul mode included and only available on 5.3L V-8, 6.2L V-8. Denali: Electronically controlled 6-speed automatic transmission with overdrive and Tow/Haul mode.



SIERRA 1500 CREW CAB SLT IN PURE SILVER METALLIC SHOWN WITH DEALER-INSTALLED ACCESSORIES: 22" CHROME WHEELS, OVAL-PATTERN CHROME GRILLE, 6" OVAL CHROME ASSIST STEPS, CHROME RECOVERY HOOPS, CHROME MIRROR COVERS AND POLISHED EXHAUST TIP.

GM Accessories permanently installed at the time of new-vehicle delivery are covered under the New-Vehicle Limited Warranty. If installed after delivery, coverage (parts and labor) is for the balance of the new-vehicle warranty or a minimum of 12 months/12,000 miles, whichever comes first. GM Accessories not requiring installation or purchased over the counter carry a 12-month limited warranty (parts only). Does not apply to licensed products. ¹Monthly rates apply. Visit autofinmobile.com for coverage start and details. ²Use only GM-approved tire and wheel combinations. Unapproved tire and wheel combinations may change the vehicle's performance characteristics. For approved tire and wheel combinations and other important information, go to gmaccessories.com or see your dealer for details. ³When properly equipped, includes weight of vehicle, passengers, cargo and equipment. ⁴Capacities and weight ratings are dependent upon model, engine, transmission and GVWR combinations. See your GMC dealer for details. ⁵Maximum trailer weight ratings are calculated assuming a base vehicle, except for any option(s) necessary to achieve the rating, plus driver. The weight of other optional equipment, passengers and cargo will reduce the maximum trailer weight your vehicle can tow. See your GMC dealer for additional details.

STANDARD TECHNICAL DATA Series/Drive Type:	All models: Power 4-wheel antilock braking system		
	1500/2WD	1500/4WD	DENALI
BRAKES	Front disc/ rear drum	Front disc/ rear drum	4-wheel disc
STEERING	Power rack-and-pinion		
FUEL TANK CAPACITY (APPROX. GALS: SHORT/STANDARD/LONG BOX)	26.0/26.0/34.0	26.0/26.0/34.0	26.0
ALTERNATOR (AMPS)	145	145	145
GVWR¹ (Gross Vehicle Weight Rating)			
Regular Cab (lbs)	6400	6400-6800	—
Extended Cab (lbs)	6400-7000	7000-7200	—
Crew Cab (lbs)	6800-7100	7000-7300	6800/7000 (2WD/4WD)

FRONT SUSPENSION² Coil-over shock

FRONT AXLE CAPACITY (Short/Standard/Long Box)	2WD	4WD (Denali; AWD)
Regular Cab (lbs)	—/3200/3300	—/3950/3950
Extended Cab (lbs)	—/3600/3700	—/3950/3950
Crew Cab (lbs)	3650/—/—	3950/—/—
Crew Cab; Denali (lbs)	3950/—/—	3950/—/—
FRONT SPRING CAPACITY		
Regular Cab (lbs)	—/3200/3300	—/3950/3950
Extended Cab (lbs)	—/3600/3700	—/3950/3950
Crew Cab (lbs)	3650/—/—	3950/—/—
Crew Cab; Denali (lbs)	3950/—/—	3950/—/—

REAR SUSPENSION² Semi-elliptical 2-stage multileaf springs

REAR AXLE CAPACITY (Short/Standard/Long Box)	2WD	4WD (Denali; AWD)
Regular Cab (lbs)	—/3750/3750	—/3750/4000
Extended Cab (lbs)	—/3750/3950	—/3950/3950
Crew Cab (lbs)	3950/—/—	4000/—/—
Crew Cab; Denali (lbs)	4000/—/—	4000/—/—
REAR SPRING CAPACITY		
Regular Cab (lbs)	—/3750/3750	—/3750/4000
Extended Cab (lbs)	—/3750/3950	—/3950/3950
Crew Cab (lbs)	3950/—/—	3950/—/—
Crew Cab; Denali (lbs)	4000/—/—	4000/—/—

MAXIMUM TRAILERING³

All capacities in lbs	2WD	4WD (Denali; AWD)
Regular Cab, Standard Box	9100 with 5.3L/3.42 axle	8900 with 5.3L/3.42 axle
Regular Cab, Long Box	10,000 with 5.3L/3.42 axle	9800 with 5.3L/3.42 axle
Extended Cab, Standard Box	10,700 with 6.2L/3.73 axle	10,400 with 6.2L/3.73 axle
Extended Cab, Long Box	9500 with 5.3L/3.42 axle	9300 with 5.3L/3.42 axle
Crew Cab; 1500	10,600 with 6.2L/3.73 axle	10,400 with 6.2L/3.73 axle
Crew Cab; 1500 XFE	7000 with 5.3L/3.08 axle	—
Crew Cab; Denali	9600 with 6.2L/3.42 axle	9400 with 6.2L/3.42 axle
Hybrid	6100 with 6.0L/3.08 axle	5900 with 6.0L/3.08 axle

DMC SIERRA[®]
COLORS

ONYX BLACK AVAILABLE ON DENALI




STEALTH GRAY METALLIC AVAILABLE ON DENALI



FIRE RED¹



SUMMIT WHITE AVAILABLE ON DENALI



GRAY-GREEN METALLIC¹



MIDNIGHT BLUE METALLIC¹



WHITE DIAMOND TRICOAT AVAILABLE ON DENALI ONLY



STORM GRAY METALLIC¹



PURE SILVER METALLIC¹



VINYL

(Standard: WT trim)



DARK TITANIUM

PREMIUM CLOTH

(Standard: SLE trim, Hybrid and XFE)



LIGHT TITANIUM

ULTRASOFT LEATHER-APPOINTED

(Standard: SLT trim; Available: SLE trim, Hybrid and XFE)



LIGHT TITANIUM

PERFORATED LEATHER

NUANCE LEATHER

(Standard: Sierra Denali)



COCOA/LIGHT CASHMERE

(Standard: Sierra Denali with heated and cooled seats)

SIERRA ALL-TERRAIN INTERIOR TRIM

Premium cloth (Standard: SLE trim)



EBONY

Ultrasoft leather-appointed (Standard: SLT trim)



EBONY/LIGHT TITANIUM

CLOTH

(Standard: SL trim; Available: WT trim)



DARK TITANIUM



EBONY




EBONY



EBONY/EBONY LEATHER



EBONY



AT GMC, MORE IS WHAT WE DO. OUR DEDICATION TO ENGINEERING EXCELLENCE LEADS US TO CONSTANTLY EXAMINE AND REFINE THE IDEAS THAT HELP GIVE YOU MORE CAPABILITY, POWER AND CONTROL.

FOR 2011, WE ARE PROUD TO INTRODUCE THE REDESIGNED GMC SIERRA HD, INCLUDING THE FIRST-EVER DENALI HD, OUR STRONGEST, SMARTEST AND MOST POWERFUL SIERRA PICKUPS EVER. AS WELL AS THE FIRST-EVER GMC ACADIA DENALI.

THESE NEW VEHICLES JOIN THE LEGENDARY GMC SIERRA AND YUKON THAT OFFER THE WIDEST ARRAY OF FULL-SIZE HYBRIDS AVAILABLE, AND THE GMC TERRAIN, WITH BEST-IN-CLASS HIGHWAY FUEL ECONOMY.¹

TOGETHER, THEY SHOW HOW EXPERIENCE AND INNOVATION CAN OVERCOME COMPROMISE. IT'S WHY WE NEVER SAY NEVER.

GMC. WE ARE PROFESSIONAL GRADE.

¹EPA estimated mpg 32 hwy. Based on 2010 GM Compact SUV-Crossover segment.



ONSTAR

OnStar is a core asset of your Sierra. Benefiting from more than a decade of innovative development, it is both a highly advanced technology—fully integrated within the vehicle—and a warm human service. Standard on most Sierra models are six months of the OnStar Directions & Connections plan, including the convenience of Hands-Free Calling. It also includes Automatic Crash Response (see page 20), Stolen Vehicle Assistance, link to Emergency Services, Roadside Assistance, Remote Door Unlock (requires power door locks), OnStar Vehicle Diagnostics, Crisis Assist and Remote Horn and Lights. OnStar services require vehicle electrical system (including battery), wireless service and GPS-satellite signals to be available and operating for features to function properly. OnStar acts as a link to existing emergency service providers. Visit onstar.com for coverage maps, details and system limitations. Services vary with conditions.

HANDS-FREE CALLING

OnStar Hands-Free Calling capability is built into your OnStar-equipped Sierra. It's there when your cell phone is unavailable, its battery is low, you can't reach it easily or you left it home or in the office. Your Hands-Free Calling system is the right choice whenever you need an easy way to make and receive calls—at the touch of the phone icon on the rearview mirror or the steering-wheel-mounted controls shown on page 16. Voice-activated dialing is convenient because you don't have to dial when you are at the wheel. And Hands-Free Calling is reliable because it's specially designed for better reception and fewer dropped calls in areas of limited cellular reception. You are invited to experience the benefits yourself with 30 Hands-Free Calling minutes—on OnStar—during the first two months you drive your Sierra, with no strings attached.

ONSTAR TURN-BY-TURN NAVIGATION

Standard on Sierra SL, SLE, SLT, and Denali models are six months of the OnStar Directions & Connections plan that adds innovative, easy-to-use Turn-by-Turn Navigation plus Information and Convenience Services and Driving Directions. With Turn-by-Turn Navigation, you simply tell the OnStar Advisor your intended destination, and directions will automatically be sent to your Sierra. If you drive off-course, the system can reroute you to your intended destination. An automated voice then guides you turn-by-turn until you arrive at your destination. Turn-by-Turn Navigation is further enhanced with eNAV, allowing you to send MapQuest® directions directly to your vehicle. No need to print out directions; just call them up with simple voice commands.



XM RADIO

On all Sierra models except WT, XM Radio¹ is standard with 3 trial months of service. XM turns your drive on with commercial-free music channels from virtually every genre, artist-dedicated channels, live performances and more. Tune in to live play-by-play from the biggest sports, exclusive entertainment from top personalities; compelling talk, hilarious comedy, world-class news, local traffic and weather and family-friendly programming. Everything worth listening to is now on XM. Visit xmradio.com for details.



XM NAVTRAFFIC

Included with the available Touch-Screen Navigation System, 3 trial months of XM NavTraffic² enhances Sierra's GPS navigation system by showing real-time traffic data—while you're driving. Available in over 80 markets, XM NavTraffic displays construction, road closures and accidents so that you can get to your destination faster, plus average traffic speed and estimated drive time in select markets. For more information, visit xmradio.com/navtraffic.



GOODWRENCH SERVICE

To help your Sierra live up to its performance promise, GMC Goodwrench Service—found exclusively at your GMC dealer—is there. With all the engineering excellence in Sierra, GM-trained Goodwrench technicians have the expertise to care for all of it.

¹XM Radio requires a subscription, sold separately by XM after the first 90 days. XM Radio U.S. service only available in the 48 contiguous United States and the District of Columbia. For more information, visit xmradio.com.

²Requires XM Radio and NavTraffic monthly subscriptions sold separately by XM after trial period. XM NavTraffic only available in select markets. For more information, visit xmradio.com/navtraffic.



COMMITMENT PLUS

From the owner orientation—and full tank of gas—you receive when you take possession of your Sierra to the **24-Hour Roadside Assistance, Courtesy Transportation** and **Travel Benefits**, Commitment Plus is a portfolio of owner privileges that lasts throughout your warranty. For expert product information, Roadside Assistance or other services, call 1-800-GMC-8782.

TRAVEL BENEFITS AND ROADSIDE ASSISTANCE Available around the clock: trip routing service, a program for reimbursement for trip interruption due to necessary warranty repairs, towing, flat tire change, jump-starts and more for 5 years or 100,000 miles (whichever comes first).

COURTESY TRANSPORTATION Available at participating dealers: shuttle service, reimbursement of certain public transportation or fuel expenses for overnight warranty repairs, and courtesy rental for overnight work repairs. See your dealer for details.

GMC OWNER CENTER A complimentary, one-stop resource to enhance your GMC ownership experience. It's easy to sign up. Just go to gm.com/gmownercenter/gmc.

BEST COVERAGE IN AMERICA Sierra offers the best coverage in America. That means you get all the benefits of Commitment Plus, including Roadside Assistance and Courtesy Transportation. In addition, you get a new level of confidence with GM's 5-Year/100,000-Mile Transferable Powertrain Limited Warranty. Whichever comes first. See GMC dealer for details.

A NOTE ON CHILD SAFETY Always use safety belts and the correct restraint for your child's age and size. Even in vehicles equipped with the Passenger Sensing System, children are safer when properly secured in a rear seat in the appropriate infant, child or booster seat. Never place a rear-facing infant restraint in the front seat of any vehicle equipped with a passenger air bag. See the Owner's Manual and child safety seat instructions for more safety information.

TRAILERING AND OFF-ROAD INFORMATION Please carefully review the Owner's Manual for important safety information about trailering or off-road driving in your vehicle.

IMPORTANT WORDS ABOUT THIS CATALOG We have tried to make this catalog comprehensive and factual. We reserve the right, however, to make changes at any time, without notice, in prices, colors, materials, equipment, specifications, models and availability. Specifications, dimensions, measurements, ratings and other numbers in this catalog and other printed materials provided at the dealership or affixed to vehicles are approximates based upon design and engineering drawings and prototypes and laboratory tests. Your vehicle may differ due to variations in manufacture and equipment. Since some information may have been updated since the time of printing, please check with your GMC dealer for complete details. GMC reserves the right to lengthen or shorten the model year for any product for any reason, or to start and end model years at different times.

ENGINES GMC products are equipped with engines produced by GM Powertrain or other suppliers to GM worldwide. The engines in GMC products may also be used in other GM makes and models.

FLEET ORDERS Some standard content may be deleted with fleet orders. See dealer for details.

GMC.COM See more of Sierra on our Web site: gmc.com/sierra. More photos and information; hot links to related subjects; convenient dealer locator; pricing guide, spec out your own vehicle. Or call 1-800-GMC-8782.

AN IMPORTANT NOTE ABOUT ALTERATIONS AND WARRANTIES Installations or alterations to the original equipment vehicle (or chassis) as distributed by General Motors are not covered by the General Motors New-Vehicle Limited Warranty. The special body company, assembler, equipment installer or upfitter is solely responsible for warranties on the body or equipment and any alterations (or any effect of the alterations) to any of the parts, components, systems or assemblies installed by GM. General Motors is not responsible for the safety or quality of design features, materials or workmanship of any alterations by such suppliers.

NEW-VEHICLE LIMITED WARRANTY All GMC light-duty vehicles come with a fully transferable, no-deductible 5-year/100,000-mile (whichever comes first) Powertrain Limited Warranty. GM vehicles registered in the U.S.A. are also covered for 3 years or 36,000 miles (whichever comes first). Coverage includes tires and towing to your nearest GMC dealership. Repairs will be made to correct any vehicle defect and most warranty repairs will be made at no charge. In addition, rust-through corrosion will be covered for 6 years or 100,000 miles (whichever comes first). See dealer for details.

HYBRID WARRANTY In addition to the transferable GMC 3-year/36,000-mile (whichever comes first) New-Vehicle Limited Warranty and the 5-year/100,000-mile (whichever comes first) Powertrain Limited Warranty, GM will also warrant certain hybrid components on Sierra Hybrid models for 8 years/100,000 miles (whichever comes first). No deductibles are associated with the Sierra Hybrid limited warranty, which is transferable to any subsequent persons assuming ownership of the vehicle during the 8-year/100,000-mile warranty period. See your GMC dealer for details.

ASSEMBLY GMC vehicles and their components are assembled or produced by different operating units of General Motors, its subsidiaries or suppliers to GM worldwide. We sometimes find it necessary to produce GMC vehicles with different or differently sourced components than originally scheduled. Since some options may be unavailable when your vehicle is assembled, we suggest that you verify that your vehicle includes the equipment you ordered or, if there are changes, that they are acceptable to you.

GMMOBILITY.COM (1-800-323-9935) GM Mobility offers financial assistance for eligible adaptive equipment to make automotive travel easier for persons with disabilities or special transportation needs. To learn more about special GM Mobility offers, visit gmmobility.com.

GMCARDMEMBERSERVICES.COM Did you know about the family of reward credit cards that can help you get a great deal on a new GM car, light-duty truck, SUV or crossover? With a GM reward card, you accrue earnings on every credit card purchase to use toward the purchase or lease of an eligible new GM vehicle. With three cards to choose from, you're sure to find one that suits you.

©2010 General Motors. All rights reserved. GM, the GM logo, GMC, the slogans, emblems, vehicle model names, vehicle body designs and other marks appearing in this catalog are the trademarks and/or service marks of General Motors, its subsidiaries, affiliates or licensors. Bose, Centerpoint, AudioPilot and SurroundStage are registered trademarks of the Bose Corporation. iPod is a registered trademark of Apple, Inc. Facebook is a registered trademark of Facebook, Inc.



GMC.COM | LEARN MORE ABOUT GMC, AND JOIN THE DIALDQUE ON FACEBOOK (FACEBOOK.COM/GMC)

11GMC5RALDR-25

