

**GMC**

WE ARE PROFESSIONAL GRADE



**GMC** 2016 SIERRA



INTERIOR | 2

EXTERIOR | 12

CAPABILITY | 26

PROTECTION | 32

SELECTION | 36



## PRECISION MATTERS

It matters in every pound-foot of torque, every millimeter of fit and finish and every decibel of quiet. That's what drives us to reimagine solutions and create rewarding driving experiences. The new 2016 Sierra proves we never stay in neutral. We took the truck known for its capability as well as its refined, comfortable and quiet cabin and raised the bar. Sierra offers new exterior LED lighting, Apple CarPlay™ and Android Auto™ compatibility and an 8-speed automatic transmission with the 5.3L V-8, the latest advancements in a truck legendary for its achievements.



SIERRA CREW CAB SLT IN QUICKSILVER METALLIC (left)  
SIERRA DENALI ULTIMATE CREW CAB IN IRIDIUM METALLIC (center)  
SIERRA ALL TERRAIN DOUBLE CAB SLT IN CRIMSON RED TINTCOAT (right)  
Vehicles shown with available equipment. Denali Ultimate preproduction model shown.  
Actual production models may vary. Available January 2016.

\*Vehicle user interface is a product of Apple® and Apple's® terms and privacy statements apply. Requires compatible smartphone. Data plan rates apply.  
\*\*Available February 2016. Vehicle user interface is a product of Google® and Google's terms and privacy statements apply. Requires compatible smartphone. Data plan rates apply.

# DENALI

TUNES IN WHAT YOU LIKE TO HEAR.  
TUNES OUT WHAT YOU DON'T.

Sierra Denali is engineered to create the ultimate cabin. Your solitude comes from triple door seals, sound-absorbing materials and an inlaid design that fits the doors precisely into the body. It's the ideal environment to enjoy available OnStar with 4G LTE and a built-in Wi-Fi® hotspot,<sup>1</sup> Bose® audio, a next-generation Color Touch Sound System with IntelliLink<sup>2</sup> and the turn-by-turn guidance of the Navigation System.<sup>3</sup> We've also taken attention to detail a step further with a soft-touch instrument panel, burnished aluminum trim, contrasting stitching and Denali-embroidered headrests. And to keep you powered up, the 2016 Sierra Denali adds a center console wireless charging mat<sup>4</sup> for use with a variety of smartphones and other mobile devices.

- 12-WAY POWER FRONT SEATS WITH DRIVER MEMORY
- HEATED AND VENTED PREMIUM LEATHER-TRIMMED FRONT BUCKET SEATS
- BOSE PREMIUM 6-SPEAKER (PLUS SUBWOOFER) AUDIO SYSTEM
- HEATED LEATHER-WRAPPED STEERING WHEEL
- ACTIVE NOISE CANCELLATION (WITH AVAILABLE 6.2L V-8 ENGINE)

<sup>1</sup>Requires a compatible mobile device, active OnStar service and data plan. 4G LTE service available in select markets. Visit [onstar.com](http://onstar.com) for coverage map, details and system limitations. The vehicle must be on or Retained Accessory Power must be active. <sup>2</sup>Full functionality requires compatible Bluetooth® and smartphone. Some devices require USB connectivity. <sup>3</sup>Map coverage available in the United States, U.S. Virgin Islands, Puerto Rico and Canada. <sup>4</sup>The system wirelessly charges one PMA- or Qi-compatible mobile device. Some devices require an adaptor or back cover. To check for phone or other device compatibility, visit [mygmc.com/learn](http://mygmc.com/learn) for details.





SIERRA DENALI CREW CAB INTERIOR IN JET BLACK  
shown with available equipment.

# SLT

## THE TRUCK CABIN REFINED.

Designing a premium truck environment that you actually want to spend time in means surrounding you with comfortable, supportive seats as well as luxurious materials in SLT models. It also means that Crew Cabs offer spacious rear leg room, while Double Cabs feature forward-hinged rear doors to make getting into and out of the rear seat easier. You'll also enjoy these SLT features.

- REMOTE VEHICLE START
- 10-WAY HEATED, LEATHER-APPOINTED FRONT SEATS
- TWO-POSITION DRIVER SEAT MEMORY
- POWER-ADJUSTABLE PEDALS
- DUAL-ZONE AUTOMATIC CLIMATE CONTROLS





SIERRA SLT CREW CAB INTERIOR IN COCCA/DUNE  
shown with available equipment.



SIERRA DENALI CREW CAB INTERIOR IN JET BLACK  
shown with available equipment.



## INFORMATION. POWERFULLY PRESENTED.

Sierra's ergonomically configured instrument panel places information where it's quickly visible and controls where they're easily under your command. In Sierra Denali, the 8" diagonal color touch-screen with navigation<sup>1</sup> provides immediate data and dynamic response, while an 8" diagonal Customizable Driver Display lets you personalize vital information with selectable themes—Standard, Technology and Media. Knobs and buttons are large to accommodate gloved hands, while gauges are easy to read and LED back-lit.

**A** ■ ONSTAR 4G LTE AND BUILT-IN WI-FI HOTSPOT<sup>2</sup> (AVAILABLE)

**B** ■ BLUETOOTH<sup>3</sup> CONNECTIVITY (AVAILABLE)

**C** ■ INTELLILINK<sup>4</sup> SYSTEM (AVAILABLE)

**D** ■ 110-VOLT POWER OUTLET (AVAILABLE)

<sup>1</sup>Map coverage available in the United States, U.S. Virgin Islands, Puerto Rico and Canada.  
<sup>2</sup>Requires a compatible mobile device, active OnStar service and data plan. 4G LTE service available in select markets. Visit [onstar.com](http://onstar.com) for coverage map, details and system limitations. The vehicle must be on or Retained Accession. Power must be active. <sup>3</sup>Go to [mygm.com](http://mygm.com) to find out which phones are compatible with the vehicle. <sup>4</sup>Full functionality requires compatible Bluetooth and smartphones. Some devices require USB connectivity.

## FIRST: THE SMARTPHONE. NOW: THE GENIUS TRUCK.

Sierra offers the latest technologies to keep you connected, informed and entertained. Sierra can be equipped with available OnStar 4G LTE.<sup>1</sup> Gain a reliable Internet connection with a built-in available Wi-Fi hotspot to turn Sierra into your premium mobile device.



### CENTER CONSOLE WIRELESS CHARGING<sup>2</sup>

Available wireless charging located on the center console lets you power up your compatible phone or device anytime the vehicle is running. Plus, you'll also find up to five available USB ports,<sup>3</sup> four auxiliary power outlets and a 110-volt outlet to keep everyone connected and powered up.



### VOICE AND TOUCH-SCREEN NAVIGATION<sup>4</sup>

In response to your voice or touch, Sierra's available Navigation System displays 2-D or 3-D map graphics on the 8" diagonal center-mounted screen. Also included, NavTraffic<sup>5</sup> (with 3 trial months of SiriusXM) incorporates real-time traffic and road conditions, directing you toward the most efficient route.

### ONSTAR 4G LTE WI-FI HOTSPOT<sup>6</sup>

Available OnStar 4G LTE and built-in Wi-Fi hotspot (includes a 3-month or 3GB data trial, whichever comes first) mean a fast Internet connection for Web-enabled devices when Sierra is on. It's reliable, easy to use and can connect up to seven devices.



<sup>1</sup>Requires a compatible mobile device, active OnStar service and data plan. 4G LTE service available in select markets. Visit [onstar.com](http://onstar.com) for coverage map, details and system limitations. The vehicle must be on or Retained Accessory Power must be active. <sup>2</sup>The system wirelessly charges one PMA- or Qi-compatible mobile device. Some devices require an adaptor or back cover. To check for phone or other device compatibility visit [mygmc.com/learn](http://mygmc.com/learn) for details. <sup>3</sup>Not compatible with all devices. <sup>4</sup>Map coverage available in the United States, U.S. Virgin Islands, Puerto Rico and Canada. <sup>5</sup>If you subscribe after your trial period, subscriptions are continuous until you call SiriusXM for cancel. See SiriusXM Customer Agreement for complete terms at [siriusxm.com](http://siriusxm.com). Other fees and taxes will apply. All fees and programming subject to change. For more information about NavTraffic, visit [siriusxm.com/navtraffic](http://siriusxm.com/navtraffic). XM satellite service is available only to those in the 48 contiguous USA and D.C. <sup>6</sup>Vehicle user interface is a product of Apple® and Apple's® terms and privacy statements apply. Requires compatible smartphones. Data plan rates apply. <sup>7</sup>Vehicle user interface is a product of Google and Google's terms and privacy statements apply. Requires compatible smartphones. Data plan rates apply. <sup>8</sup>Full functionality requires compatible Bluetooth® and smartphone. Some devices require USB connectivity. Data plan rates apply. <sup>9</sup>Requires IntelliLink and compatible iPhone® running iOS® or newer.



**INTEGRATED COMMUNICATION** New for 2016 is available Apple CarPlay™ and Android Auto<sup>2</sup> compatibility (available February 2016). Now many of the functions you use your phone for—entertainment, communication and directions—appear on the built-in display. Just plug your phone into the USB outlet and go. There's also the available GMC Color Touch Audio System featuring a full-color 8" diagonal screen for easy viewing and hands-free, voice-activated control of your smartphone as well as offering:

- + IntelliLink® with available Pandora® internet radio
- + MP3 music syncing
- + HD Radio
- + Vocalized text messages
- + Siri<sup>®</sup> Eyes Free assistance
- + Access to playlists from multiple devices
- + Storage of frequently used phone contacts

**REAR VISION CAMERA SYSTEM**

The center screen also serves as your monitor for the available camera. Its dynamic grid lines (included on all 7" and 8" diagonal screens) provide the perfect target when backing up or hitching a trailer.



**CENTER PANEL INSTRUMENTATION**

Access to controls and power sources is centrally located and within easy reach of the driver's seat.

**BOSE AUDIO SYSTEM** The optional Bose system is engineered to give you the realism and presence of a live performance.



## ANATOMY OF PREMIUM COMFORT.

Sierra achieves the ultimate in support and comfort. Its seats are engineered to feel good from day one and for the long haul. Add available leather appointments and heating and ventilation, and leaving the seats may not be easy to do. Convenient and generous storage options abound so everything is at your fingertips.

**LASTING COMFORT SEATS** Hard work shouldn't describe the front seats in your Sierra. That's precisely why they feature a bolstered design to support you and dual-firmness foam to provide lasting comfort. We used generous seat cushion bolsters so they'll maintain their shape and appearance over time. A premium grade of foam was selected for its ability to retain its shape over time to reduce driver and passenger fatigue. The seats also use high-wear materials that were tested for 100,000 durability cycles of entry and exit.

**HEATED AND VENTILATED FRONT SEATS** The ultimate in all-weather comfort, these seats [standard on Denali; available on SLT] are perforated and leather appointed. You'll also appreciate the warmth of front heated leather-appointed seats on SLT or available front heated seats on SLE.

**POWER FRONT SEATS** Get comfortable at the touch of a button with available power-adjustable front seats. Driver-seat adjustment is available for 40/20/40 seating with select equipment packages, and power driver and front-passenger seats are included with all bucket seats on SLE (10-way driver/six-way passenger), SLT (10-way driver/10-way passenger) and Denali (12-way driver/12-way passenger).






**PREMIUM MATERIALS** Sierra offers premium materials such as a soft-touch feel on the instrument panel, while real aluminum trim and contrasting stitching give the interior an overall refined appearance.



**REAR-SEAT ACCESS** Rear-seat comfort is the result of 40.9" of leg room on Crew Cabs. And getting into and out of the second row in the Double Cab is easy, thanks to forward-hinged rear doors.



**HEATED STEERING WHEEL** Standard on Denali and available on SLT, the leather-wrapped, heated steering wheel adds warmth whenever you demand it.



**GENEROUS STORAGE** An available center floor console maximizes space with a cavernous storage bin large enough for hanging files, a laptop or mobile devices. Pockets on either side of the console and in the door panels offer "grab and go" convenience and twin glove boxes give you and your companions personal storage areas.



**POWER-ADJUSTABLE PEDALS** To help drivers of varying sizes sit at a comfortable distance from the steering wheel, adjustable pedals are available on SLE and standard on SLT and Denali.



**CLIMATE CONTROL** Automatic dual-zone climate control with individual settings for the driver and front-seat passenger is standard on SLT and Denali and available on SLE.



# DENALI

## MAKES A POWERFUL FIRST IMPRESSION.

Our designers love details as much as our engineers do. A prime example is Sierra Denali—a premium pickup like no other. It achieves a level of perfection—and attention—that begins with a bold, confident, sculpted design with no such thing as a small detail. For 2016, that means a redesigned front appearance, new Denali-exclusive grille, high-performance LED headlamps, thin-profile LED fog lamps and LED taillamps and available tri-mode power steps with side bed access. In addition, we've taken Denali's style, craftsmanship and capability to a higher level on 4WD models by offering the new Sierra Denali Ultimate. It includes 22" wheels (with chrome or black inserts), chrome tow hooks, a power sunroof, tri-mode power steps and the Driver Alert Package to make this the ultimate expression of our professional, premium-grade trucks.

+ 22" ALUMINUM WHEELS (AVAILABLE AND ARRIVING JANUARY 2016)

+ NEWLY CRAFTED SIGNATURE DENALI FRONT APPEARANCE

+ NEW LED LIGHTING SURROUNDS SIERRA DENALI

+ TRI-MODE POWER STEPS (AVAILABLE)





SIERRA DENALI ULTIMATE IN DNYX BLACK  
shown with available equipment.



# SLT

## THE NEW THREE-LETTER SYMBOL FOR PREMIUM.

GMC designers formed the distinctive shape of Sierra SLT with a clear understanding of what you demand in a premium truck without sacrificing style, capability, power or efficiency. For 2016, this means a new precisely crafted front appearance, available high-performance LED headlamps and standard LED fog lamps and LED taillamps. As always, Sierra SLT surrounds its premium cabin with chrome accents, bold wheels and now offers the latest advancement in lighting.

- ♦ **NEW PRECISELY CRAFTED FRONT APPEARANCE**
- ♦ **GMC SIGNATURE C-SHAPE DAYTIME RUNNING LAMPS**
- ♦ **HIGH-PERFORMANCE LED HEADLAMPS PROVIDE ENHANCED EFFICIENCY AND ILLUMINATION (AVAILABLE)**
- ♦ **THIN-PROFILE LED FOG LAMPS HELP IMPROVE VISIBILITY**



SIERRA SLT CREW CAB IN ONYX BLACK (left)  
SIERRA SLT CREW CAB IN WHITE FROST TRICOAT (right)  
Vehicles shown with available equipment.



# ALL TERRAIN

BECAUSE THE BEST ROADS ARE THE ONES YOU CREATE.

Keep going long after the pavement ends. Sierra (with its available 4WD All Terrain Package) is engineered to conquer challenging terrain while keeping you in control. And no matter how rugged the going gets, its cabin is refined and comfortable.

**EXCLUSIVE ALL TERRAIN DESIGN** To match its off-road capability, All Terrain features a unique body-color grille with striking tinted chrome, body-color grille surround and bumpers, thin-profile LED fog lamps and LED taillamps. The distinctive interior provides a supportive environment with carbon-fiber-inspired accents, unique All Terrain leather-appointed seating with contrasting red stitching (SLT only) and special dark aluminum IP trim.

**OFF-ROAD SUSPENSION** Featuring monotube Rancho® shocks, the legendary Z71 suspension allows you to go beyond mere sightseeing to truly explore the great outdoors. Venturing off-pavement means encountering just about anything, so an underbody shield helps protect vital components under the truck.

**AUTOTRAC 4WD TRANSFER CASE** This 4WD system is ideal when traction conditions are variable. When driving in AUTO, the front axle is engaged and power is sent to the front and rear wheels automatically based on the driving situation.

**OFF-ROAD INCLINOMETER** To provide an accurate measure of your angle of pitch and roll while venturing off road, Sierra All Terrain includes a real-time gauge in the Driver Information Center.

**HIGH-CAPACITY AIR CLEANER** With off-road adventures come all sorts of dirt or debris attempting to invade the engine. The cleaner is engineered with a larger filter area that requires changing less often.

**UNIQUE ALL TERRAIN WHEELS AND TIRES** 20" ultra-bright machined-aluminum wheels with dark-painted accents are available. The all-terrain tires are designed to perform on-road and off.

**HILL DESCENT CONTROL** Activated by pushing a button that's easy to reach, this available feature uses antilock braking for a smooth and controlled hill descent in rough terrain without you having to touch the brake pedal.



SIERRA SLT ALL TERRAIN DOUBLE CAB IN CRIMSON RED TINTCOAT (left)  
SIERRA SLT ALL TERRAIN CREW CAB IN IRIIDIUM METALLIC (right)  
Vehicle shown with available All Terrain Package

# ELEVATION



SIERRA ELEVATION EDITION IN DNYX BLACK  
shown with available equipment.



## THE NEXT LEVEL OF STYLE.

The Sierra Elevation Edition Double Cab [available January 2016] takes legendary Professional Grade engineering and adds an exclusive attitude. Its monochromatic body—available in Onyx Black, Summit White, Quicksilver Metallic and Stone Blue Metallic—tells the world that something unique is headed their way with high style, advanced connectivity and surprising value.

**BODY-COLOR DESIGN** Its monochromatic appearance is created with matching body-color bumpers, side moldings, grille surround, door handles and mirror caps.

**SIGNATURE LIGHTING** The Elevation Edition includes HID projector-beam headlamps with LED signature and thin-profile LED fog lamps.

**20" BLACK PAINTED ALUMINUM WHEELS** These 20" machined wheels are painted high-gloss black with matching caps and raised GMC logos.

**110-VOLT POWER OUTLET** This conveniently located power supply keeps first- and second-row passengers connected and powered up.

**APPLE CARPLAY™<sup>1</sup> AND ANDROID AUTO<sup>2</sup>** The 7" diagonal color touch-screen radio with IntelliLink<sup>3</sup> offers new Apple CarPlay™ and Android Auto compatibility as well as Bluetooth<sup>4</sup> connectivity and available OnStar with its reliable 4G LTE Wi-Fi hotspot.<sup>5</sup>

**EATON<sup>®</sup> AUTOMATIC LOCKING REAR DIFFERENTIAL** With either 2WD or 4WD configurations, it directs power to the wheel with the most traction on loose gravel or slippery surfaces.


<sup>1</sup>Vehicle user interface is a product of Apple® and Apple's terms and privacy statements apply. Requires compatible smartphone. Data plan rates apply. <sup>2</sup>Vehicle user interface is a product of Google and Google's terms and privacy statements apply. Requires compatible smartphone. Data plan rates apply. <sup>3</sup>Full functionality requires compatible Bluetooth and smartphone. Some services require USB connectivity. <sup>4</sup>Go to [my.gmc.com/learn](http://my.gmc.com/learn) to find out which phones are compatible with the vehicle. <sup>5</sup>Requires a compatible mobile device, active OnStar service and data plan. 4G LTE service available in select markets. Visit [onstar.com](http://onstar.com) for coverage map, details and system limitations. The vehicle must be in Retail Accessory Power mode to be active.

## CLEARLY A BETTER WAY.

Engineering the new Sierra is all about relentlessly setting a new standard. It's the difference between yesterday's state-of-the-art and today's leading-edge technologies. To give the new 2016 Sierra clearer vision in most driving situations, GMC engineers added the latest advancement in lighting. High-performance LED headlamps, thin-profile LED fog lamps and LED taillamps are available to provide enhanced visibility, efficiency and durability. The signature taillamps use less power and activate faster than incandescent bulbs.

- **INTELLIBEAM** When oncoming headlamps or taillamps are detected in front of the truck, Sierra now offers this available system to automatically adjust between low and high beams.
- **THIN-PROFILE LED FOG LAMPS HELP IMPROVE VISIBILITY (AVAILABLE)**
- **HIGH-PERFORMANCE LED HEADLAMPS ENHANCE ILLUMINATION AND EFFICIENCY (AVAILABLE)**
- **GMC SIGNATURE LED LIGHTING PROVIDES A DISTINCT APPEARANCE**







## THERE ARE PREMIUM ACCOMMODATIONS BACK HERE, TOO.

Professional Grade engineering results in premium benefits in the bed of the new 2016 Sierra. It's our most innovative cargo box ever. In addition to the CornerStep rear bumper, available EZ-Lift and Lower Tailgate, movable upper tie-down hooks and available LED under-rail lights, we've added new available power-articulating assist steps with side bed access and a remote power-locking tailgate.

**NEW TRI-MODE POWER STEPS** Sierra Denali and SLT Crew Cab offer power assist steps that automatically extend when the front- or second-row doors are opened to provide easy access. They retract when the doors close for an uncluttered profile. Tap a button on the edge of the step with your foot and it moves rearward for side access into the bed. See your dealer for availability details.

**NEW REMOTE POWER-LOCKING TAILGATE** This available convenience allows you to lock or unlock the tailgate from the key fob.

**CORNERSTEP REAR BUMPER AND INTEGRATED HANDGRIPS** Crafted into the corners, the bumper steps make it easy to access the cargo box. The depth of the step accommodates large boots, and ergonomically designed handgrips on the top of the side rails help give you a boost into the bed.



**EZ-LIFT AND LOWER TAILGATE** Loading the cargo box takes less effort thanks to an available EZ-Lift and Lower Tailgate. It also keeps the tailgate from slamming down.

**LED UNDER-RAIL LIGHTS** Available LED lights are conveniently positioned under each cargo box rail to make it easier to load or unload at night, or when the box is enclosed by a tonneau cover.

**AEROSPATS** Air deflectors are located in front of the rear tires to direct air around the wheel openings to help reduce turbulence and drag. The result is a more efficient driving experience.

**SPRAY-ON BEDLINER** To provide a permanent, durable nonskid surface, the available [standard on Denali and All Terrain] black liner covers the entire bed below the side rails, including the tailgate, front box top rail and lower tie-down hooks. It's designed to protect Sierra's premium fit and finish.

**EIGHT TIE-DOWN HOOKS** In addition to four lower stationary hooks are four patented, load-bearing movable upper hooks. Rated at 250 pounds<sup>1</sup> each, the upper hooks can be repositioned in several places around the box depending on the cargo being secured.



**BED RAIL PROTECTION** Simple yet all-too-important elements like standard rail protectors at the top of the box improve damage resistance. And to help reduce turbulence, a rear spoiler is integrated into the top of the tailgate.

**PROFESSIONAL GRADE BED** Unlike stamped steel, a roll-formed process is used in Sierra's cargo bed floor to allow for a higher-grade steel that's stronger, lighter and more durable. Sierra offers a maximum payload of more than a ton<sup>2</sup> (up to 2260 pounds on 2WD Double Cab with the available Max Trailering Package and 5.3L V-8).

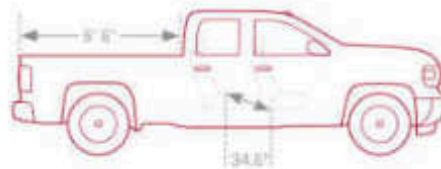
<sup>1</sup>Cargo and load capacity limited by weight and distribution. <sup>2</sup>These maximum payload ratings are intended for comparison purposes only. Before you buy a vehicle or use it to haul people or cargo, carefully review the vehicle loading section of the Owner's Manual and check the carrying capacity of your specific vehicle on the label on the inside of the driver's door jamb.

## FOUR DOORS. THREE CHOICES.

Our designers and engineers work well together. So they combined their skills to create three distinct four-door cab and bed options for the 2016 Sierra. Whether you choose the Crew Cab Short Box, Crew Cab Standard Box or the Double Cab Standard Box, they all provide up to six-passenger seating and easy access with the addition of traditional forward-hinged rear doors. The beauty is, now you don't have to open the front door to open the rear.



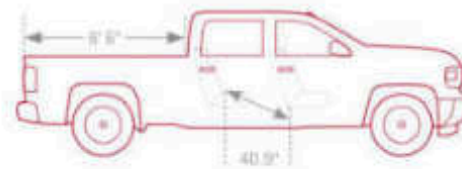
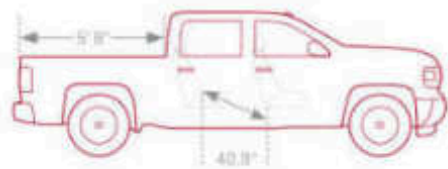
**DOUBLE CAB STANDARD BOX** The Sierra Double Cab features forward-hinged rear doors to make it easier to get into and out of the rear seats. Once inside, passengers will benefit from 34.6" of leg room. (Double Cab models come with a 6'6" Standard Box.)





SIERRA SLE DOUBLE CAB IN LIGHT STEEL GRAY (left)  
 SIERRA SLE CREW CAB IN CRIMSON RED TINTCOAT (right)  
 Vehicles shown with available equipment.


**CREW CAB SHORT BOX OR STANDARD BOX** The Sierra Crew Cab, with 40.9" of generous rear-seat leg room, makes for comfortable companions. The doors and the second-row openings are large to accommodate unobstructed entry and exit. Crew Cab models come with a 5'8" Short Box (left) or an available 6'6" Standard Box (right).



# CAPABILITY

DRIVEN BY HORSEPOWER AND BRAINPOWER.

In Sierra, it's as much about outsmarting as it is about overpowering the laws of physics. The results are truck engines that generate power efficiently. That's why Sierra's EcoTec3 engines are engineered to think before responding to driver inputs. Take Active Fuel Management (AFM): By sensing load and demand, AFM improves efficiency by activating or deactivating cylinders (two on the V-6 and four on the V-8). Under demanding conditions, such as high speeds or heavy loads, the valves' switching mechanism is depressurized, re-engaging the cylinder and restoring full power.



## ECOTEC3

Sierra's 4.3L V-6, 5.3L V-8 and 6.2L V-8 engines feature Direct Injection (DI) and continuously Variable Valve Timing (VVT) as well as Active Fuel Management (AFM) to deliver power and efficiency. No other competitive pickup offers all of these technologies standard in all its engines. In fact, the available 5.3L V-8 offers both 355 hp and up to 23 mpg hwy,<sup>1</sup> while the available 6.2L V-8 offers 420 hp with 21 mpg hwy.<sup>2</sup> Both are paired with a Hydra-Matic 8-speed automatic transmission on Denali and SLT Crew Cab models.

- **DI:** Produces precise fuel distribution and fast, efficient combustion.
- **VVT:** Responsive in low-speed and open-road passing or trailering.
- **PISTON COOLING:** Sprays oil under pistons and on cylinder walls to maximize power and durability.
- **5.3L V-8:** The most fuel-efficient gasoline V-8 in a pickup.<sup>2</sup>
- **6.2L V-8:** The most powerful gasoline V-8 in its class.



6.2L V-8 Engine

<sup>1</sup>EPA-estimated mpg for 4.3L Ecotec3 engine: 18 city/24 hwy (2WD), 17 city/22 hwy (4WD).  
5.3L Ecotec3 engine: 16 city/23 hwy with 6-speed automatic transmission (2WD),  
16 city/22 hwy with 6-speed automatic transmission (4WD), 16 city/22 hwy with 8-speed  
automatic transmission (2WD), 15 city/21 hwy with 8-speed automatic transmission (4WD).  
6.2L Ecotec3 engine: 15 city/21 hwy (2WD), 15 city/21 hwy (4WD). <sup>2</sup>Based on GM Large  
Pickup segment. EPA-estimated mpg for the available 5.3L V-8 engine: 16 city/23 hwy with  
6-speed transmission (2WD), 16 city/22 hwy with 6-speed transmission (4WD).

## ROADS CHANGE IN A SECOND. SO DOES THE SUSPENSION.

Road surfaces go from smooth to uneven and rough or from straight to curvy without warning. That's why Sierra Denali features standard **Magnetic Ride Control**, a suspension system that precisely speed-reads the road up to 1000 times a second, thinks and responds to changes in the road long before you ever could. All you have to do is feel a more comfortable, controlled ride. It's a unique system no other truck in its class offers.



### CRUISING

On smooth roads, the iron particles in the patented magnetorheological fluid align to allow for a smooth ride.



### CONTROLLED

During cornering maneuvers or on uneven surfaces (such as train tracks, dips, etc.), a magnetic field realigns the iron particles for a more secure and precise driving experience.



**MAGNETIC RIDE CONTROL** The Magnetic Ride Control system on Sierra Denali senses changes in the road up to 1000 times a second, instantly adjusting each shock absorber for maximum comfort, control and agility.

**ELECTRIC RACK-AND-PINION STEERING** The electric variable-assist power rack-and-pinion steering system on Sierra provides precise handling.

**HYDROFORMED FRAME** Providing Sierra with the ultimate in a solid foundation is a hydroformed, fully boxed, high-strength steel frame.

**CORROSION-RESISTANT DURALIFE BRAKE ROTORS** GMC engineers used patented Feritic Nitro-Carburizing (FNC) technology that can help double rotor life.



**HIGH LATERAL-RATE BODY MOUNTS** Connecting the body to the frame are high lateral-rate hydraulic and shear-style body mounts for a smooth, quiet ride.

**LARGE RING GEARS** On Sierra models with the available 5.3L V-8 engine, the rear axle features a large [9.5"] ring gear. Choose the Max Trailering Package or an available 6.2L model and it increases to 9.76". The rear axles are engineered to handle the robust power and provide durability.

**COIL-OVER-SHOCK FRONT SUSPENSION** This fully independent system is precisely tuned for improved handling.

**STABILITRAK** Sierra's electronic stability control system helps improve stability by detecting and reducing traction loss.

**EATON® AUTOMATIC LOCKING REAR DIFFERENTIAL** This available feature automatically directs power to the wheel with the most traction on loose gravel or slippery surfaces to keep Sierra moving confidently forward.

## ALL TRUCKS TOW. SIERRA TRAILERS CONFIDENTLY.

Sierra has the power and expertly integrated trailering technologies to trailer and control heavy loads, even in challenging situations. The available 6.2L V-8 and Max Trailering Package helps Sierra produce a robust trailer weight rating of up to 12,000 lbs.<sup>1</sup> based on SAE J2807 performance requirements. And the available 5.3L V-8 offers up to 11,100 lbs.<sup>2</sup> with the Max Trailering Package.

**PREMIUM TRAILERING MIRRORS** The mirrors are heated and power-adjustable and are required and only available with the Max Trailering Package. A power-folding feature and driver memory are also included on SLT. You'll appreciate the segment-first LED rear guidance lamps that enhance visibility when backing up.

**MAX TRAILERING PACKAGE** Increased trailering capacity results when Sierra is equipped with this available package. It includes a 9.76" ring gear, 3.73 (6-speed) or 3.42 (8-speed) axle ratio with the available 5.3L V-8 (3.42 with 6.2L V-8), trailer brake controller, enhanced cooling radiator, revised shock tuning and heavier-duty rear springs.

**HILL START ASSIST** Sensors automatically detect when Sierra is on a 5 percent grade or more. The system holds the brakes momentarily or until the accelerator is pressed, preventing rollback.

**TOW/HAUL MODE** To give you even more power to accelerate when trailering or hauling heavy loads, Tow/Haul mode raises transmission upshift points.

**REAR VISION CAMERA SYSTEM** The center screen serves as your monitor for the available camera. Its dynamic grid lines help when hitching a trailer.



# 7600 LBS

### 4.3L V-6

With the standard 4.3L V-6, Sierra achieves a maximum trailer weight rating of up to 7600 lbs when properly equipped.\*

<sup>1</sup>Sierra's 12,000-lb rating requires Sierra Regular Cab Standard Box 4WD with 4.3L EcoTec3 V-6 engine. Sierra's 12,000-lb rating requires Sierra Double Cab or Crew Cab Short Box 2WD with 6.2L EcoTec3 V-8 engine and Max Trailering Package. Sierra's 11,100-lb rating requires Sierra Double Cab or Crew Cab Short Box 2WD with 5.3L EcoTec3 V-8 engine and Max Trailering Package. Before you buy a vehicle or use it for trailering, carefully review the trailering section of the Owner's Manual. The weight of passengers, cargo and options or accessories may reduce the amount you can tow.

**TRAILER SWAY CONTROL** Keeps both you and your trailer heading in the same direction, automatically. It detects a swaying trailer and applies both the vehicle's and the trailer's brakes (if properly equipped) to help bring it back in line.

**TRAILER BRAKE CONTROLLER** For fingertip control and easy monitoring of your trailer brakes, Sierra offers an available integrated trailer brake controller. It displays the level of brake force or "gain" in the Driver Information Center.

**AUTO GRADE BRAKING** It automatically senses when you want to slow your Sierra and engages a Grade Braking shift pattern to help maintain your desired speed.

**TAPSHIFT** For full command over Sierra's shifting, TapShift controls on the gear lever use a precise algorithm that improves shifting response time.

**TRANSMISSION TEMPERATURE GAUGE** Located in the DIC, it allows you to monitor the transmission fluid operating temperature in real time.



11,100 LBS

**5.3L V-8**

Choose the available 5.3L V-8 with the Max Trailering Package and you're able to tow up to a maximum of 11,100 lbs when properly equipped.\*

12,000 LBS

**6.2L V-8**

Select the available 6.2L V-8 with the available Max Trailering Package and you can pull even bigger work or play equipment—up to a maximum of 12,000 lbs when properly equipped.\*

# PROTECTION

## GIVES YOU A HEADS-UP USING YOUR SENSE OF TOUCH.

In an overstimulated world of flashing lights and beeping sounds, Sierra uses your sense of touch to get your attention. Safety features are no substitute for the driver's responsibility to operate the vehicle in a safe manner. The driver should remain attentive to traffic, surroundings and road conditions at all times. Read the vehicle Owner's Manual for more important safety information.


**REAR PARK ASSIST** This available feature alerts you to objects behind the truck.

**REAR VISION CAMERA SYSTEM** The center screen serves as your monitor for the available camera. It helps you see what's behind Sierra when backing up.

**LATCH CHILD SEAT ANCHORING SYSTEM** LATCH stands for Lower Anchors and Top tethers for Children. A LATCH seat installs to specially designed retainer hooks with an audible "click." You can also install a top tether strap that helps limit movement in a forward crash, helping reduce the chance of injury.



\*A NOTE ON CHILD SAFETY: Always use safety belts and the correct child restraint for your child's age and size, even with air bags. Even in vehicles equipped with the Passenger Sensing System, children are safer when properly secured in a rear seat in the appropriate infant, child or booster seat. Never place a rear-facing infant restraint in the front seat of any vehicle equipped with an active frontal air bag. See your vehicle Owner's Manual and child safety seat instructions for more safety information.



**SAFETY ALERT DRIVER SEAT** Relaying inputs from Forward Collision Alert and Lane Keep Assist, this available seat alerts the driver of potential traffic danger using directional vibration pulses within the seat cushion.

**LANE KEEP ASSIST WITH LANE DEPARTURE WARNING** This available feature helps Sierra stay in its lane and avoid unintentional lane changes. It assists by gently turning the steering wheel if Sierra approaches a detected lane marking without the turn signal being activated.

**INTELLIBEAM** When oncoming headlamps or tailamps are detected in front of Sierra, this available system automatically adjusts between low and high beams.

**FRONT PARK ASSIST** This available feature alerts you to objects in front of the truck while parking.

**FORWARD COLLISION ALERT** It's available to help warn you when you're rapidly approaching another vehicle and it appears a collision may be imminent.

**REINFORCED STEEL SAFETY CAGE DESIGN** Sierra's body structure is engineered to help maintain the integrity of the passenger compartment in the event of a collision. All steel from wheel to wheel, it's designed to crush in a controlled manner, absorbing as much of the energy of a crash as possible.

**AIR BAGS** To help reduce the risk of injury to passengers, dual-stage frontal air bags use sensors to gauge the severity of a crash. Head curtain side-impact air bags deploy from the roof rail like a protective curtain for outboard passengers and can be activated by either rollover or side-impact sensors.

## PROFESSIONAL GRADE PROTECTION.

Pro Grade Protection is standard on every 2016 Sierra. From maintenance to protecting your entire vehicle, you can drive with confidence.

- + INCLUDES 2 MAINTENANCE VISITS DURING THE FIRST 2 YEARS/24,000 MILES<sup>1</sup>
- + 3-YEAR/36,000-MILE BUMPER-TO-BUMPER LIMITED WARRANTY<sup>2</sup>
- + 5-YEAR/60,000-MILE POWERTRAIN LIMITED WARRANTY<sup>3</sup>
- + 5-YEAR/60,000-MILE ROADSIDE ASSISTANCE/COURTESY TRANSPORTATION<sup>4</sup>



SIERRA DENALI CREW CAB IN DNYX BLACK (left)  
SIERRA DOUBLE CAB SLT IN QUICKSILVER METALLIC (right)  
Vehicles shown with available equipment.

# WE'RE AS CLOSE AS THE BLUE BUTTON.

Connected by **On** 4G LTE

Standard for 6 months (available on base Sierra trim), the OnStar Guidance Plan<sup>2</sup> (trial excludes Hands-Free Calling minutes) lets you connect to a specially trained OnStar Advisor just by pressing the blue OnStar button in your Sierra.

**ONSTAR 4G LTE AND BUILT-IN WI-FI HOTSPOT<sup>1</sup>** Now your Sierra has an available built-in Wi-Fi hotspot, for connecting up to seven tablets, laptops or mobile devices at 4G LTE speed, so the content you crave is always headed where you are. Requires a data plan after the 3-month or 3GB data trial (whichever comes first).

**ONSTAR BASIC PLAN<sup>2</sup>** With the Basic Plan (available on base Sierra trim), you've got a powerful connection to your vehicle and the world around you standard for 5 years at no additional cost to you. You'll have access to select services, which include limited features of the OnStar RemoteLink mobile app that lets you remote-start your vehicle (if equipped), pinpoint your vehicle on a map on your smartphone and manage your vehicle's Wi-Fi hotspot (if equipped). Plus, send a destination to your in-vehicle navigation screen and lock or unlock your doors—all from your mobile device. Your vehicle can run diagnostic checks on itself and remind you of servicing needs by email.

**AUTOMATIC CRASH RESPONSE<sup>3</sup>** In a crash, built-in sensors can automatically alert an OnStar Advisor who is immediately connected into your vehicle to see if you need help—even if you can't ask for it.

**EMERGENCY SERVICES<sup>4</sup>** One push of the red emergency button gives you a priority connection to a specially trained OnStar Advisor who can direct emergency services to your exact location and offer critical assistance until help arrives. With OnStar, you're never alone.

**CRISIS ASSIST<sup>5</sup>** During severe weather or other crisis situations, OnStar can provide a quick, central point of contact when you need emergency assistance, navigation help or information.

**ROADSIDE ASSISTANCE<sup>6</sup>** If you're stranded, have a flat tire or need a tow truck, just ask an OnStar Advisor to get help to your exact location to get you back on the road quickly.

**STOLEN VEHICLE ASSISTANCE<sup>7</sup>** If your vehicle is stolen, OnStar can use GPS to pinpoint and work with authorities to quickly help recover it. On many models, an Advisor can send a signal to slow the vehicle or prevent it from being started.

**TURN-BY-TURN NAVIGATION<sup>8</sup>** Getting directions is as easy as pushing a button and telling an Advisor where you want to go. Directions are quickly downloaded to your vehicle, and a voice calls out every turn. An Advisor can also help you with a database of more than 14 million points of interest. To plan routes in advance, you can send directions to your vehicle through an Advisor or the RemoteLink mobile app.<sup>9</sup>

**ONSTAR 4G LTE CONNECTION<sup>1</sup>** With powerful 4G LTE connectivity built right into your Sierra, you have your very own mobile command center that provides faster service delivery and lets you stay connected on the go.

**ONSTAR REMOTELINK MOBILE APP<sup>10</sup>** You can remotely start your vehicle, locate your vehicle on a map, lock or unlock your doors, honk your horn and flash your lights. You can also send directions to your vehicle through your smartphone.



OnStar RemoteLink mobile app<sup>10</sup>

**REMOTE SERVICES<sup>11</sup>** A simple call to an OnStar Advisor can send a signal to unlock your doors or honk the horn and flash the lights. It's technology hard at work to get you back on the road.

**HANDS-FREE CALLING<sup>12</sup>** Your vehicle has built-in Hands-Free Calling to help keep you safely connected when your cell phone isn't available. Choose from minute bundles or a minutes-per-month plan.

**ATYOURSERVICE<sup>13</sup>** Life just got easier and more affordable with the personalized connection of AtYourService. By simply pressing the blue OnStar Button, our trusted Advisors can deliver offers for everyday savings from restaurants and retailers on your route, help you locate hotels and even book your room.

**ADVANCED DIAGNOSTICS<sup>14</sup>** Feel confident and safe knowing you have a self-diagnosing vehicle. Now your vehicle can easily run a check on its key systems and send you a monthly diagnostics report. You'll know more and worry less with Advanced Diagnostics.

**DEALER MAINTENANCE NOTIFICATION<sup>15</sup>** Is it time for a tire rotation? An oil change? Or a new air filter? You'll always know because your vehicle can email your diagnostics report to the dealer when it's time, and the dealer will contact you to set up a service appointment.

<sup>1</sup>Maintenance visits must occur within 2 years or 24,000 miles of vehicle delivery, whichever comes first. Does not include air filters. See participating dealer for other restrictions and complete details. <sup>2</sup>Whichever comes first. See dealer for limited warranty details. <sup>3</sup>Visit onstar.com for coverage map, details and system limitations. OnStar acts as a link to existing emergency service providers. <sup>4</sup>Requires a compatible mobile device, active OnStar service and data plan. 4G LTE service available in select markets. Visit onstar.com for coverage map, details and system limitations. The vehicle must be on or Retained Accessory Power must be active. <sup>5</sup>Does not include emergency or security services. Visit onstar.com for coverage map, details and system limitations. <sup>6</sup>Roadside service provided by Allstate Roadside Services. <sup>7</sup>Services vary by model and conditions. Visit onstar.com for vehicle availability, details and system limitations. <sup>8</sup>Requires ABS and Stance Plan. Visit onstar.com for coverage map. Services vary by model. <sup>9</sup>Requires compatible mobile device and active OnStar subscription. Visit onstar.com for details and system limitations. <sup>10</sup>Visit onstar.com for coverage map, details and system limitations. Services vary by model and conditions. Unlock feature requires automatic door locks. Remote start requires factory-installed and enabled remote start system. <sup>11</sup>OnStar Hands-Free Calling requires an existing OnStar service contract and available minutes. Not available in certain markets. Visit onstar.com for coverage map, details and system limitations. <sup>12</sup>Not available on Basic Plan. Third-party trademarks are the property of their respective third-party owners, used under agreement. <sup>13</sup>Capabilities vary by model. Visit onstar.com for details and system limitations. Message and data rates apply. Requires active OnStar service, email address on file and enrollment in Advanced Diagnostics.

# SELECTION

WHEELS ARE WHEELS. UNLESS THEY'RE  
PRECISELY CRAFTED GMC WHEELS.

Building a Professional Grade truck like the 2016 Sierra means engineering every inch of it from the ground up—including the wheels it rides on. That's why you'll find a selection of specially designed GMC wheels in a range of styles for your Sierra. See your dealer for more wheel availability details.

20" BLACK PAINTED ALUMINUM (N20)  
Included with Elevation Edition only  
(Available January 2016)



17" PAINTED STEEL (RD6)  
Standard on Sierra



17" STAINLESS-STEEL CLAD (RD7)  
Available on Sierra with Sierra  
Appearance Package



17" PAINTED AND BRIGHT  
MACHINED ALUMINUM (J5W)  
Standard on SLE



20" BRIGHT MACHINED ALUMINUM (RD3)  
Available on SLE, SLE with Z71 Off-Road  
Suspension Package or Max Trailering Package

18" BRIGHT MACHINED ALUMINUM (UHN)  
Included with Z71 Off-Road Suspension  
Package and SLE and SLT All Terrain



18" POLISHED ALUMINUM (RCW)  
Standard on SLT



20" BRIGHT MACHINED ALUMINUM WITH  
DARK ARGENT PAINTED ACCENTS (NZH)  
Available on SLE and SLT All Terrain only



20" CHROME-CLAD ALUMINUM (NZF)  
Available on SLT with SLT Crew Cab  
Premium "Plus" Package



20" POLISHED ALUMINUM (RD5)  
Available on SLT with SLT  
Premium Package



20" ULTRA-BRIGHT MACHINED  
ALUMINUM (NZG)  
Standard on Denali



20" POLISHED ALUMINUM (NZT)  
Available on Denali [Available in Chrome [RTL] early  
spring 2016. See your dealer for availability details.]

# ACCESSORIES

GIVE YOUR SIERRA A SINGULAR STYLE.

Engineered to the same Professional Grade standards as your Sierra, GMC Accessories range from functional enhancements like assist steps and bed management systems to stylish wheels<sup>1</sup> and accents.



**SFT ACCESSORY WHEEL**  
22" 7-spoke Silver



**SEW ACCESSORY WHEEL**  
22" 5-split-spoke  
Ultra-Bright Machined  
High-Gloss Black



**SEV ACCESSORY WHEEL**  
22" 6-spoke High-Gloss Black



**RXN ACCESSORY WHEEL**  
22" 7-spoke Aluminum  
with Chrome Inserts



**RX1 ACCESSORY WHEEL**  
22" 7-spoke Silver with Black Inserts

Denali Ultimate includes the choice of RXN or RX1 wheels.

<sup>1</sup>Use only GM-approved tire and wheel combinations. Unapproved combinations may change the vehicle's performance characteristics. For approved tire and wheel combinations and other important information, go to [gmcaccessories.com](http://gmcaccessories.com) or see your dealer for details.



**POLISHED EXHAUST TIP** This polished exhaust tip adds a sporty appearance to your Sierra and features the GMC logo.




**PREMIUM FLOOR LINERS** Sierra's all-new floor liners take all-weather floor mat coverage further with raised edges to protect floor and trim contours. They provide better carpet protection than other mats and superior fit and finish.



**TONNEAU COVERS** The soft cover shields cargo and easily rolls up to allow full access to the bed and is constructed with integrated crossbows. The hard cover is tri-folding and adds strong content protection and easy access to the cargo box.



**MOLDED SPLASH GUARDS** Custom-designed molded splash guards fit directly behind the wheels to help protect against tire splash and mud. Specially designed for your vehicle, they include styling features that accent the exterior of your Sierra.



**REAR UNDER-SEAT STORAGE ORGANIZER** Contain, organize and conceal items under the rear seat of your Sierra with this durable, molded plastic under-seat storage box.




**ASSIST STEPS** Make it easier to get into and out of your truck with these stylish steps. The 6" rectangular are aluminum [shown] and the 4" round are stainless-steel. Both are rust-resistant and available in either chrome or black powder coat.

# COLOR AND TRIM

## ACCENTS




Arctic Aluminum




Sunset Aluminum



Mineral Earth Wood Tone




Grand Lace Wood Tone




Dark Wood Tone




Jet Black / Jet Black Cloth



Jet Black / Jet Black Leather-Appointed



Jet Black / Jet Black Perforated Leather-Appointed



Jet Black / Dark Ash Cloth

## INTERIOR COLORS AND SEATING SURFACES

### MODELS

#### SIERRA

—

—

—

—

—

—

—

—

●

#### SLE

●

—

●

●

—

●

○

—

●

#### SLT

●

—

●

●

—

●

○

—

#### DENALI

—

●

—

—

●

—


—

●

—

KEY ● STANDARD ○ AVAILABLE — NOT AVAILABLE

### EXTERIOR COLORS (See your GMC dealer for more exterior color details.)




Stone Blue Metallic\*



Onyx Black



Quicksilver Metallic\*\*




Sunset White\*\*



Cardinal Red\*\*


\*Included with Cocoa/Dune interior color only. \*\*Included with Jet Black and Jet Black/Dark Ash interiors only. †Includes unique Denali accents. \*Additional charge, premium paint. †Not available on Denali. †Not available with All Terrain Package. †Available on All Terrain Scout3 Cab models. †Not available on Sierra trim. †Crew Cab models only.

ALL TERRAIN PACKAGE



Jet Black / Dark Ash Vinyl  
 Jet Black / Dark Ash Leather-Appointed  
 Jet Black / Dark Ash Perforated Leather-Appointed  
 Cocoa / Bone Cloth  
 Cocoa / Bone Leather-Appointed  
 Cocoa / Bone Perforated Leather-Appointed  
 Dark Aluminum  
 3D-Road Carbon Accent  
 Jet Black / Jet Black Cloth  
 Jet Black / Jet Black Leather-Appointed with Carbon Fiber Accents

○	—	—	—	—	—	—	—	—	—
—	—	—	●	—	—	○	○	○	—
—	●	○	—	●	○	○	○	—	○
—	—	—	—	—	●	—	—	—	—



## SIERRA 1500 SPECIFICATIONS

<b>EXTERIOR DIMENSIONS</b>	<b>REGULAR CAB</b>	<b>DOUBLE CAB</b>	<b>CREW CAB</b>
Height [in.]	73.5-74.1	73.9	73.7-73.9
Overall Length [in.]			
Short Box [in.]	-	-	229.3
Standard Box [in.]	205.0	229.4	239.9
Long Box [in.]	224.4	-	-
<b>WHEELBASE</b>	<b>REGULAR CAB</b>	<b>DOUBLE CAB</b>	<b>CREW CAB</b>
Short Box [in.]	-	-	143.5
Standard Box [in.]	119.0	143.5	153.0
Long Box [in.]	133.0	-	-
<b>CARGO DIMENSIONS<sup>1</sup></b>	<b>SHORT BOX</b>	<b>STANDARD BOX</b>	<b>LONG BOX</b>
Cargo Volume	53.4 cu. ft.	61.0 cu. ft.	76.3 cu. ft.
Inside Width at Floor [in.]	51.0	51.0	51.0
Box Length at Floor [in.]	69.3	78.9	97.6
<b>STANDARD TECHNICAL DATA</b>			
<b>Series / Drive Type</b>	<b>1500/2WD</b>	<b>1500/4WD</b>	
<b>BRAKES</b> All models: Power 4-wheel antilock braking system	Front disc/rear disc (w/Duralife rotors)	Front disc/rear disc (w/Duralife rotors)	
<b>STEERING</b>	Electric power rack-and-pinion with variable assist	Electric power rack-and-pinion with variable assist	
<b>FUEL TANK CAPACITY</b> (Approx. gals.: Short/Standard/Long Box)	26.0/26.0/34.0	26.0/26.0/34.0	
<b>ALTERNATOR</b> (amps)	150	150	
<b>GVWR<sup>2</sup></b> (Gross Vehicle Weight Rating, lbs)			
Regular Cab	6500-6800	6700-7000	
Double Cab	6900-7400	7100-7600	
Crew Cab	6900-7400	7100-7600	

## ENGINES

	4.3L EcoTec3 V-6 VVT DI AFM/Aluminum Block (LV3)	5.3L EcoTec3 V-8 VVT DI AFM/Aluminum Block (LB3)	6.2L EcoTec3 V-8 VVT DI AFM/Aluminum Block (LB6)
<b>CAPACITY</b>	4.3 liters (262 cu. in.)	5.3 liters (325 cu. in.)	6.2 liters (376 cu. in.)
<b>SAE NET HORSEPOWER @ RPM</b>	285@5300	355@5500	420@5000
<b>SAE NET TORQUE @ RPM (LB-FT)</b>	305@3900	383@4100	460@4100
<b>ENGINE/ MODEL AVAILABILITY</b>			
Regular Cab, Standard Box	●	○	–
Regular Cab, Long Box	●	○	–
Double Cab, Standard Box	●	○	○
Crew Cab, Short Box	●	○	○
Crew Cab, Standard Box	–	●	○
<b>FUEL ECONOMY (city/hwy mpg)</b>			
2WD 8-speed auto (EPA est.)	18/24	16/23	–
2WD 8-speed auto (EPA est.)	–	16/22	15/21
4WD 8-speed auto (EPA est.)	17/22	16/22	–
4WD 8-speed auto (EPA est.)	–	15/21	15/21
<b>E85 FLEXFUEL CAPABLE<sup>2</sup></b>	●	○	–
<b>TRANSMISSION</b>	1500: Electronically controlled 6-speed automatic transmission with overdrive, electronic engine grade braking and Tow/Haul mode 1500: Electronically controlled 8-speed automatic transmission with overdrive, electronic engine grade braking and Tow/Haul mode (requires SLT Crew Cab or Denali)		

## SIERRA 1500 SUSPENSIONS<sup>4</sup>

### FRONT SUSPENSION COIL-OVER-SHOCK

FRONT AXLE/SPRING CAPACITY (lbs)	2WD		4WD
	[Short/Standard/Long Box]		
Regular Cab	– / 3300/3300		– / 3950/3950
Double Cab	– / 3850/ –		– / 3950/ –
Crew Cab	3850/3850/ –		3950/ 3950/ –

### REAR SUSPENSION SEMI-ELLIPTICAL 2-STAGE MULTILEAF SPRINGS

REAR AXLE/SPRING CAPACITY (lbs)	2WD		4WD
	[Short/Standard/Long Box]		
Regular Cab	– / 3600/3950		– / 3650/3950
Double Cab	– / 3950/ –		– / 3950/ –
Double Cab w/Max Trailering Package	– / 4300/ –		– / 4300/ –
Crew Cab	3950/3950/ –		3950/3950/ –
Crew Cab w/Max Trailering Package	4300/4300/ –		4300/4300/ –

<sup>1</sup>Cargo and load capacity limited by weight and distribution. <sup>2</sup>When properly equipped, includes weight of vehicle, passengers, cargo and equipment. <sup>3</sup>When running on E85, Sierra 1500 2WD offers an EPA-estimated 12 city/17 hwy mpg with the 5.3L V-8, E85 FlexFuel capability is not available in AZ, CA, CT, DC, MA, MD, ME, NJ, NY, OR, PA, RI, VT and WA. E85 is a combination of 85% ethanol and 15% gasoline. Go to [efc.energy.gov/efc/fuels](http://efc.energy.gov/efc/fuels) to see if there is an E85 fuel station near you. <sup>4</sup>Capacities and weight ratings are dependent on model, engine, transmission and GVWR combinations. See your GMC dealer for details.

KEY ● STANDARD ○ AVAILABLE – NOT AVAILABLE

**PAYLOAD AND TRAILERING SPECIFICATIONS**

Model	Engine	Transmission	Axle Ratio	Max Payload <sup>1</sup>	Max Conventional Trailering <sup>2</sup>
Regular Cab Standard Box	4.3L	8-speed auto	3.23	1960	6000
	5.3L	6-speed auto	3.08	1900	6900
	5.3L	6-speed auto	3.42	1900	8900
Regular Cab Standard Box	4.3L	8-speed auto	3.42	1860	7600
	5.3L	6-speed auto	3.08	1840	8600
	5.3L	6-speed auto	3.42	1840	9600
Regular Cab Long Box	4.3L	8-speed auto	3.23	1950	5900
	5.3L	6-speed auto	3.08	1950	6800
	5.3L	6-speed auto	3.42	1950	9800
Regular Cab Long Box	4.3L	8-speed auto	3.42	1900	7400
	5.3L	6-speed auto	3.08	1890	8500
	5.3L	6-speed auto	3.42	1890	9500
Double Cab Standard Box	4.3L	6-speed auto	3.23	1860	5600
	5.3L	6-speed auto	3.08	1860	6400
	5.3L	6-speed auto	3.42	1860	9400
	5.3L	6-speed auto	3.73 <sup>3</sup>	2260 <sup>3</sup>	11,100 <sup>3</sup>
	5.3L	8-speed auto	3.42	1820	9400
	5.3L	8-speed auto	3.42 <sup>1</sup>	2190 <sup>1</sup>	11,100 <sup>1</sup>
	6.2L	8-speed auto	3.23	1820	9400
6.2L	8-speed auto	3.42 <sup>1</sup>	2140 <sup>1</sup>	12,000 <sup>1</sup>	
Double Cab Standard Box	4.3L	6-speed auto	3.42	1810	7100
	5.3L	6-speed auto	3.08	1820	8200
	5.3L	6-speed auto	3.42	1820	9200
	5.3L	6-speed auto	3.73 <sup>3</sup>	2220 <sup>3</sup>	10,900 <sup>3</sup>
	5.3L	8-speed auto	3.42	1770	9200
	5.3L	8-speed auto	3.42 <sup>1</sup>	2150 <sup>1</sup>	10,800 <sup>1</sup>
	6.2L	8-speed auto	3.23	1760	9200
6.2L	8-speed auto	3.42 <sup>1</sup>	2080 <sup>1</sup>	11,800 <sup>1</sup>	
Crew Cab Short Box	4.3L	6-speed auto	3.23	1840	6500
	5.3L	6-speed auto	3.08	1790	6400
	5.3L	6-speed auto	3.42	1790	9400
	5.3L	6-speed auto	3.73 <sup>3</sup>	2160 <sup>3</sup>	11,100 <sup>3</sup>
	5.3L	8-speed auto	3.42	1760	9400
	5.3L	8-speed auto	3.42 <sup>1</sup>	2120 <sup>1</sup>	11,000 <sup>1</sup>
	6.2L	8-speed auto	3.23	1750	9300
6.2L	8-speed auto	3.42 <sup>1</sup>	2070 <sup>1</sup>	12,000 <sup>1</sup>	

**PAYLOAD AND TRAILERING SPECIFICATIONS** continued

Model	Engine	Transmission	Axle Ratio	Max Payload <sup>1</sup>	Max Conventional Trailering <sup>2</sup>
Crew Cab Short Box	4.3L	6-speed auto	3.42	1770	7000
	5.3L	6-speed auto	3.08	1730	6100
	5.3L	6-speed auto	3.42	1730	9100
	5.3L	6-speed auto	3.73 <sup>3</sup>	2130 <sup>3</sup>	10,600 <sup>3</sup>
	5.3L	8-speed auto	3.42	1720	9100
	5.3L	8-speed auto	3.42 <sup>1</sup>	2090 <sup>1</sup>	10,600 <sup>1</sup>
	6.2L	8-speed auto	3.23	1690	9100
6.2L	8-speed auto	3.42 <sup>1</sup>	2010 <sup>1</sup>	11,700 <sup>1</sup>	
Crew Cab Standard Box	5.3L	6-speed auto	3.08	1690	6100
	5.3L	8-speed auto	3.42	1690	9100
	5.3L	6-speed auto	3.73 <sup>3</sup>	2080 <sup>3</sup>	10,600
	5.3L	6-speed auto	3.42	1660	9100
	5.3L	8-speed auto	3.42 <sup>1</sup>	2030 <sup>1</sup>	10,700 <sup>1</sup>
	6.2L	6-speed auto	3.23	1650	9100
	6.2L	8-speed auto	3.42 <sup>1</sup>	1970 <sup>1</sup>	11,700

**SIERRA AXLE RATINGS AND PLOW WEIGHTS**
**FRONT GROSS AXLE WEIGHT RATING (FGAWR) WITH SNOW PLOW PREP PACKAGE (4WD MODELS ONLY)**

BODY	ENGINE	ENGINE TYPE	1500
Regular Cab	4.3L	Gas	3950
	5.3L	Gas	3950

**MAXIMUM PLOW WEIGHTS (4WD MODELS ONLY)**

BODY	ENGINE	ENGINE TYPE	1500
Regular Cab	4.3L	Gas	40/500 <sup>4</sup>
	5.3L	Gas	40/500 <sup>4</sup>

<sup>1</sup>These maximum payload ratings are intended for comparison purposes only. Before you buy a vehicle or use it to haul people or cargo, carefully review the vehicle loading section of the Owner's Manual and check the carrying capacity of your specific vehicle on the label on the inside of the driver's door jamb. <sup>2</sup>Based on 2002-2007 performance requirements. Before you buy a vehicle or use it for towing, carefully review the towing section of the Owner's Manual. The weight of passengers, cargo and options or accessories may reduce the amount you can tow. <sup>3</sup>Requires Max Trailering Package. <sup>4</sup>400/500/300 lbs maximum of permanently attached snow plow mounting hardware less the maximum of allowable snow plow blade and blade hardware. Maximum plow weights based on a vehicle with average manufacturer option content and 150 lbs each for driver and one additional front seat occupant. Additional equipment and occupants will reduce maximum plow weight. New compensating weight may be required to maintain front axle weight below 25% of total vehicle weight when equipped with snow plow. Consult your snow plow manufacturer for specific compensating weight recommendations.

TRIM LEVELS	SIERRA	SLE	SLT	DENALI
<b>REGULAR CAB</b>	●	●	●	●
<b>DOUBLE CAB</b>	●	●	●	●
<b>CREW CAB</b>	●	●	●	●
<b>2WD</b>	●	●	●	●
<b>4WD</b>	●	●	●	●

## MECHANICAL

<b>AIR CLEANER</b> High capacity. Included and only available with Z71 Off-Road Suspension Package or Snow Plow Prep Package on SLE.	—	○	○	●
<b>ALTERNATOR</b> 150 amps	●	●	●	●
<b>ALUMINIZED STAINLESS-STEEL MUFFLER AND TAILPIPE</b>	●	●	●	●
<b>BATTERY</b> Heavy-duty maintenance-free with furdow protection and retained accessory power	●	●	●	●
<b>BRAKES</b> 4-wheel disc, 4-wheel antilock with 3.0 axle ratio	●	●	●	●
<b>AUXILIARY EXTERNAL TRANSMISSION OIL COOLER</b> On Sierra and SLE trims. Included and only available with 5.3L V-8 engine	○	○	●	●
<b>EATON® HEAVY-DUTY AUTOMATIC LOCKING REAR DIFFERENTIAL</b> Standard on 4WD SLE models and included on 2WD models with Z71 Off-Road Suspension Package, Trailering Package, Max Trailering Package or SLE Value Package	○	○	●	●
<b>ENGINE</b> 4.3L V-6 EcoTec3 with aluminum block. Includes Active Fuel Management, Direct Injection and continuously Variable Valve Timing. Includes E85 FlexFuel capability.* Not available on 4WD Crew Cab Standard Box configuration.	●	●	—	—
5.3L V-8 EcoTec3 with aluminum block. Includes Active Fuel Management, Direct Injection and continuously Variable Valve Timing. Standard on all 4WD Crew Cab Standard Box models.	○	○	●	●
6.2L V-8 EcoTec3 with aluminum block. Includes Active Fuel Management, Direct Injection and continuously Variable Valve Timing.	—	—	○	○
E85 FlexFuel capability.* Available with 5.3L V-8 only. Included with 4.3L V-6.	○	○	○	○
<b>STABILITRAK STABILITY CONTROL SYSTEM</b> Includes Proactive Roll Avoidance, traction control, electronic trailer sway control and Hill Start Assist	●	●	●	●
<b>MAGNETIC RIDE CONTROL SUSPENSION SYSTEM</b>	—	—	●	●
<b>Z71 OFF-ROAD SUSPENSION PACKAGE</b> Requires 4WD model. Includes monotube Rancho® shocks, Z71 chrome side emblems, high-capacity air cleaner, Hill Descent Control and underbody transfer case shield. Included with available All Terrain Package. Also includes 18M 18" bright machined aluminum wheels. This package is available with optional 20" wheels.	○	○	—	—
<b>TRAILERING PACKAGE</b> Includes automatic locking rear differential on Sierra and 2WD SLE models, trailer hitch platform and integrated 7-pin and 4-pin connectors. On SLE Double and Crew Cab models. Included with available All Terrain Package, Max Trailering Package or SLE Value Package if ordered.	○	○	●	●
<b>MAX TRAILERING PACKAGE</b> Includes 9.75" rear axle, 3.73 axle ratio with 6-speed automatic, 3.42 axle ratio with 8-speed automatic, trailer brake controller, enhanced cooling radiator, revised shock tuning for increased control, heavier-duty rear springs and increased GVWR to 4000 lbs. On SLE, includes Trailering Package and locking rear differential on 2WD models. Also requires 18M 18" or 20M 20" aluminum wheels, 5.3L V-8 engine and power compass mirrors. Not available with Z71 Off-Road Suspension Package. On SLT, requires RCW 18" or 20M 20" aluminum wheels when ordered with 5.3L V-8 engine. Also requires 20" aluminum wheels when ordered with 6.2L V-8 engine. Not available with Z71 Off-Road Suspension Package.	—	○	○	—
<b>TRANSMISSION</b> 8-speed automatic, electronically controlled with overdrive and Tow/Haul mode. Includes Cruise Grade Braking and Powertrain Grade Braking. On SLT, standard on Double Cab models only.	●	●	●	—
6-speed automatic, electronically controlled with overdrive and Tow/Haul mode. Includes Cruise Grade Braking and Powertrain Grade Braking. On SLE, standard on Crew Cab models only.	—	—	●	●
<b>INTEGRATED TRAILER BRAKE CONTROLLER</b> Requires Trailering Package on Sierra and SLE trims. Included with Max Trailering Package on SLE and SLT.	○	○	○	○
<b>TRANSFER CASE</b> 2-speed. Includes floor-mounted shifter (4WD models only).	●	—	—	—
Auto/2nd active transfer case (RWD models only)	—	●	●	●
<b>UNDERBODY TRANSFER CASE SHIELD</b> 4WD only. On Sierra trim, included and only available with Snow Plow Prep Package. On SLE, included and only available with Z71 Off-Road Suspension Package, Snow Plow Prep Package or All Terrain Package. On SLT, included and only available with Z71 Off-Road Suspension Package or All Terrain Package.	○	○	○	●
<b>HILL DESCENT CONTROL</b> Included and only available with Z71 Off-Road Suspension Package on SLE and SLT.	—	○	○	●
<b>SNOW PLOW PREP PACKAGE</b> Includes heavy-duty front springs, underbody transfer case shield, 100-amp generator, provisions for roof-mounted lamps and high-capacity air cleaner. Available on 4WD Regular Cab models only.	○	○	—	—

## INSTRUMENTATION AND CONTROLS

<b>DRIVER INFORMATION CENTER</b> With 3.5" digital monochromatic display. Provides warning messages, odometer, trip odometer and basic vehicle information.	●	—	—	—
With 4.2" diagonal color display. Includes driver personalization, warning messages, odometer, trip odometer and vehicle information.	—	●	●	●
8" diagonal color customizable display	—	—	●	●
<b>DEFROSTER</b> Rear window electric. On SLE, included and only available with SLE Preferred Package, SLE Convenience Package or SLE Value Package.	○	○	●	●
<b>POWER-ADJUSTABLE PEDALS</b> On SLE, included and only available with SLE Convenience Package. Not available on Regular Cab models.	—	○	○	●
<b>120-VOLT POWER OUTLET</b> In-cabin, 3-point, household-style outlet. Included and only available with Convenience Package or Elevator Edition on Sierra trim. On SLE, included and only available with the SLE Preferred Package or SLE Value Package.	○	○	●	●
<b>REAR PARK ASSIST</b> Ultrasonic. On SLE, included and only available with All Terrain Package or SLE Convenience Package. On SLT, included and only available with All Terrain Package.	—	○	○	—

KEY ● STANDARD ○ AVAILABLE — NOT AVAILABLE

## TRIM LEVELS

TRIM LEVELS	SIERRA	SLE	SLT	DENALI
<b>FRONT AND REAR PARK ASSIST</b> Ultrasonic. Included and only available with SLT Preferred Package, Enhanced Driver Alert Package or All Terrain SLT Premium Package. On SLE, requires Regular Cab model. SLE Preferred Package, 40/20/40 split bench with Jet Black Cloth and driver 10-way power seat adjuster.	—	○	○	●
<b>STEERING WHEEL</b> Leather-wrapped with audio and cruise controls.	—	●	●	●
Heated and leather-wrapped with audio and cruise controls. On SLT, included and only available with SLT Preferred Package or All Terrain SLT Premium Package.	—	—	○	●
<b>STEERING COLUMN</b> 18" wheel, manual operation.	●	●	—	—
18" Wheel and manual telescopic operation. On SLE, included and only available with SLE Preferred Package or SLE Value Package. Not available with 4.3L V-6 engine.	—	○	●	●
<b>SEATING</b>				
<b>SEATS</b> Front 3-passenger cloth 40/20/40 split bench with driver and front passenger manual recline, manual driver lumbar control and outboard head restraints. Includes center fold-down armrest with storage.	●	—	—	—
Front 3-passenger vinyl 40/20/40 split bench with driver and front passenger manual recline and outboard head restraints. Includes center fold-down armrest with storage.	○	—	—	—
Front 3-passenger cloth 40/20/40 split bench with driver and front passenger manual recline and outboard head restraints. Includes center fold-down armrest and lockable storage compartment in lower seat cushion. Not available with All Terrain Package.	—	●	—	—
Front 3-passenger leather-appointed 40/20/40 split bench with heated seat cushions and seatbacks. Not available on Regular Cab models or with All Terrain Package. Requires Jet Black interior trim. SLE Preferred Package or SLE Value Package.	—	○	—	—
Front 3-passenger leather-appointed 40/20/40 split bench with 10-way power seat adjusters. Includes power lumbar control, heated seat cushions and seatbacks, 3-position driver memory (does not apply to lumbar adjuster) and adjustable head restraints.	—	—	●	—
Front cloth bucket seats with 10-way driver seat power adjuster, 8-way passenger seat power adjuster, heated seat cushions and seatbacks, adjustable head restraints, floor console and storage pockets. Not available on Regular Cab model. Included with available All Terrain Package.	—	○	—	—
Front leather-appointed bucket seats with 10-way driver and front passenger power adjusters, heated seat cushions and seatbacks, 2-position driver memory (does not apply to lumbar adjuster), adjustable head restraints and floor console and storage pockets. Included with available All Terrain Package.	—	—	○	—
Seat adjuster, driver 10-way power. Requires bench seat. Included and only available with SLE Preferred Package and SLE Value Package.	—	○	—	—
Heated driver and front passenger seats. Requires SLE Preferred Package or SLE Value Package and cloth 40/20/40 split bench seat.	—	○	—	—
Heated and ventilated perforated leather-appointed front bucket seats. Included with Driver Alert Package. Not available with All Terrain Package. On Denali, includes embroidered Denali on front seats and 12-way driver and front passenger power adjusters, including 4-way power lumbar control.	—	—	○	●
Folding rear 60/40 split 3-passenger bench. Includes child seat top tether anchor. On Sierra trim Double Cab model, includes folding rear 3-passenger bench. Double and Crew Cab models only.	●	●	●	●

## INTERIOR DETAILS

<b>CLIMATE CONTROL</b> Single-zone manual air conditioning.	●	●	●	—
Two-zone automatic climate control. On SLE, included and only available with SLE Preferred Package or SLE Value Package. Not available on Regular Cab models.	—	○	●	—
<b>CRUISE CONTROL</b> Steering wheel-mounted.	●	●	●	●
<b>DOOR LOCKS</b> Power.	●	●	●	●
<b>FLOOR COVERING</b> Graphite-colored rubberized vinyl.	●	●	●	—
Color-keyed carpeting with rubberized vinyl floor mats. Included with Elevator Edition. Double and Crew Cab models include second-row floor mats.	○	●	●	—
Color-keyed carpeted floor and second-row floor mats. Included and only available with All Terrain Package on SLE and SLT.	—	○	○	—
<b>NOISE CONTROL SYSTEM</b> Active noise cancellation. Included and only available with 6.2L V-8 engine.	—	—	○	○
<b>REMOTE VEHICLE STARTER SYSTEM</b> On SLE, included and only available with SLE Preferred Package or SLE Value Package.	—	○	○	—
<b>REMOTE KEYLESS ENTRY</b> Included with Convenience Package and Elevator Edition on Sierra trim. Includes remote locking tailgate.	○	●	●	●
<b>REARVIEW MIRROR</b> With manual day/night adjustment.	●	●	●	—
With inside-rearview auto-dimming feature. On SLE, included and only available with All Terrain Package or black, heated power-trailing mirrors.	—	○	●	—
<b>SILL PLATES</b> Bright. On SLE and SLT, included and only available with All Terrain Package. Front only on Double Cab models.	—	○	○	●
<b>SUNROOF</b> Power sliding with express-open. Crew Cab models only.	—	—	○	○
<b>UNIVERSAL HOME REMOTE</b> On SLE, included and only available with SLE Preferred Package or SLE Value Package. Not available on Regular Cab models.	—	○	●	●
<b>WINDOWS</b> Power with driver express-up and -down and express-down on all other windows. Standard on all Double and Crew Cab models. On Regular Cab, included and only available with Sierra Convenience Package.	○	●	●	●
Power rear sliding with rear defroster. On SLE, included and only available with SLE Convenience Package. On SLT, requires SLT Preferred Package or All Terrain SLT Premium Package. Not available on Regular Cab models.	—	○	○	●
<b>WIRELESS CHARGING MAT</b> Center console-mounted. Included and only available with front bucket seats. Not compatible with all phones.	—	○	○	●

\*When running on E85, Sierra 2WD 4WD offers an EPA-estimated 21 city/17 hwy mpg with the 4.3L V-6 and 5.3L V-8. E85 Flex Fuel capability is not available in AZ, CA, CT, DE, HI, IL, IN, MD, MI, MN, NY, PA, RI, VT and WA. E85 is a combination of 85% ethanol and 15% gasoline. Go to [www.epa.gov/e85](http://www.epa.gov/e85) for more information. †Fuel to use if there is an E85 fuel station near you. \*\*This system wirelessly charges one iPhone, or 2 compatible mobile devices. Some devices require an adapter to back-cable. To check for phone or other device compatibility, visit [apple.com/airpower](http://apple.com/airpower) for details.

## TRIM LEVELS

## OPTION PACKAGES

	SIERRA	SLE	SLT	DENALI
<b>ELEVATION EDITION</b> Available January 2026. Includes 20" machined aluminum wheels painted black, automatic locking rear differential, outside heated power-adjustable mirrors, body-color mirror caps, body-color accented grille surround, remote keyless entry, remote locking tailgate, deep tinted glass, body-color body-side moldings, 120-volt AC power outlet, LED cargo box lighting, 7" Color Touch Radio with IntelliLink, <sup>®</sup> OnStar 4G LTE with Wi-Fi <sup>®</sup> hotspot, <sup>1</sup> 6-speaker audio system, carpeted floor, front body-color bumper, rear body-color CornerStep bumper, body-color door handles, LED front fog lamps and black recovery hooks	○	-	-	-
<b>ALL TERRAIN PACKAGE</b> Includes 18" aluminum wheels, LED fog lamps, unique grille with body-color surround and tinted chrome accents, Z71 Off-Road Suspension Package with monolobe Rancho <sup>®</sup> shocks, Trailering Package, All Terrain chrome door badge, underbody shield, spray-on bedliner, rear park assist, body-color front and rear bumpers, cloth heated bucket seats (includes 10-way power driver and 8-way passenger seats), carpeted floor mats and bright all glass. SLE models include chrome door handles and mirror caps, chrome full-feature mirrors and chrome side moldings. Not available with 43L V-6 engine. SLT models include leather-appointed front bucket seats and Bose <sup>®</sup> premium audio system. Not available with Driver Alert Package. Requires 4WD Double or Crew Cab model.	-	○	○	-
<b>ALL TERRAIN SLT PREMIUM PACKAGE</b> Includes 20" ultra-bright machined aluminum wheels with painted accents, front and rear park assist, heated steering wheel and rear sliding power window. Requires [SAT] All Terrain Package. Not available with SLT Preferred Package.	-	-	○	-
<b>SIERRA APPEARANCE PACKAGE</b> Includes 20"17" stainless steel-clad wheels and deep-tint glass	○	-	-	-
<b>SIERRA CONVENIENCE PACKAGE</b> Includes outside heated power-adjustable mirrors, remote keyless entry, Rear Vision Camera System, 120-volt AC power outlet, remote locking tailgate and LED cargo box lighting. Includes power windows on Regular Cab models.	○	-	-	-
<b>DENALI ULTIMATE PACKAGE</b> Available January 2026 on 4WD models only. Includes 22" accessory wheels (20K or 20J), Lane Keep Assist, IntelliBeam automatic high-beam system, Forward Collision Alert, Safety Alert Driver Seat, power sunroof, Integrated Trailer Brake Controller, 11-mode power steps and chrome auxiliary hooks.	-	-	○	○
<b>ENHANCED DRIVER ALERT PACKAGE</b> Includes Lane Keep Assist, Forward Collision Alert, IntelliBeam headlights, front and rear park assist and Safety Alert Driver Seat. On SLT, requires SLT Preferred Package. Includes heated and vented driver and passenger front bucket seats. Not available with All Terrain Package. On SLE, requires Regular Cab model, SLE Preferred Package and Jet Black cloth interior trim.	-	○	○	○
<b>SLE CONVENIENCE PACKAGE</b> Includes power-adjustable pedals, rear park assist and rear power-sliding window with rear defroster. Not available on Regular Cab models.	-	○	-	-
<b>SLE PREFERRED PACKAGE</b> Includes driver 10-way power seat adjuster with front 40/20/40 split bench seats only, remote vehicle starter system, front fog lamps, front fog lamps, rear defroster, manual 18" telescopic steering column on V-6 models and 120-volt power outlet. Also includes Universal Home Remote and dual-zone automatic climate control on Double and Crew Cab models.	-	○	-	-
<b>SLT PREFERRED PACKAGE</b> Includes front and rear park assist, heated steering wheel and sliding rear window. Not available with All Terrain SLT Crew Cab Plus <sup>®</sup> Package.	-	-	○	-
<b>SLE VALUE PACKAGE</b> Includes driver 10-way power seat adjuster with front 40/20/40 split bench seats only, remote vehicle starter system, front LED fog lamps, Universal Home Remote, rear window defroster, manual 18" telescopic steering column (V-6 models), 120-volt power outlet, dual-zone climate control, Trailering Package and automatic locking rear differential on 2WD models. Not available with SLE Preferred Package or Regular Cab models.	-	○	-	-
<b>SLT PREMIUM PACKAGE</b> Includes 6" chrome tubular assist steps, Bose premium audio system and 20" polished aluminum wheels. Not available with All Terrain Package. When 43L V-6 is ordered, front bucket seats are required.	-	-	○	-
<b>SLT CREW CAB PREMIUM "PLUS" PACKAGE</b> Requires Crew Cab model. Includes 20" chrome-clad wheels, front and rear park assist, heated steering wheel, power-sliding rear window, 6" rectangular chrome tubular assist steps, Bose premium audio system, IntelliLink, 9" diagonal Color Touch audio system with Navigation, <sup>2</sup> Enhanced Driver Alert Package, heated and vented front bucket seats, spray-on bedliner and high performance LED headlights. Not available with SLT Preferred Package, All Terrain SLT Premium Package, All Terrain Package or SLT Premium Package.	-	-	○	-

## ENTERTAINMENT/COMMUNICATION/NAVIGATION

<b>4.2" DIAGONAL COLOR RADIO</b> Includes AM/FM, USB port <sup>3</sup> and auxiliary jack	●	-	-	-
<b>7" DIAGONAL COLOR TOUCH RADIO WITH INTELLILINK</b> Includes AM/FM/CD, USB ports, <sup>3</sup> auxiliary jack, Bluetooth <sup>®</sup> streaming audio for music and select phones, hands-free smartphone integration, Pandora <sup>®</sup> internet radio, Android Auto <sup>™</sup> and Apple CarPlay <sup>™</sup> capability for compatible phone and voice-activated technology for radio and phone	○	-	-	-
<b>8" DIAGONAL COLOR TOUCH RADIO WITH INTELLILINK</b> Includes AM/FM/Bluetooth <sup>®</sup> (standard for 3-month trial), 40 USB ports, <sup>3</sup> auxiliary jack, Bluetooth <sup>®</sup> streaming audio for music and select phones, hands-free smartphone integration, Pandora internet radio, Apple CarPlay <sup>™</sup> for compatible phone and voice-activated technology for radio and phone	○	●	●	-
<b>8" DIAGONAL COLOR TOUCH RADIO WITH NAVIGATION</b> Includes all features of 8" diagonal Color Touch Radio plus Navigation on feature Single slot CD/MP3 player	-	○	○	●
<b>6-SPEAKER AUDIO SYSTEM 4</b> speaker on Regular Cab models with Sierra trim	●	●	●	●
Bose premium audio system with 6 speakers (7 speaker system including subwoofer when ordered with bucket seats). Included with SLT All Terrain Package and Denali.	●	-	○	●
<b>REAR SEAT DVD ENTERTAINMENT SYSTEM</b> Includes rear seat DVD/Blu-ray player with 3.2" diagonal LCD display, 2 sets of wireless headphones and A/V remote control. Requires front bucket seats and Bose premium audio system. Replaces single-slot CD/MP3 player. Crew Cab models only.	-	-	○	○
<b>BLUETOOTH FOR PHONE</b> Personal cell phone connectivity to vehicle audio system. Included and only available with IntelliLink <sup>®</sup> on Sierra trim.	○	●	●	●
<b>ONSTAR</b> 5-year OnStar Basic Plan <sup>4</sup> and 6-month subscription to Guidance Plan <sup>5</sup> (trial excludes Hands-Free Calling minutes). On Sierra trim, included and only available with 7" diagonal Color Touch Radio with IntelliLink.	○	●	●	●
OnStar with 4G LTE <sup>6</sup> includes built-in Wi-Fi hotspot capability (with 3-month/3GB trial, whichever comes first). On Sierra trim, included and only available with 7" diagonal Color Touch Radio with IntelliLink.	○	●	●	●
<b>SIRIUSXM<sup>®</sup> SATELLITE RADIO</b> Including 3 trial months of service. On Sierra trim, requires 7" diagonal Color Touch Radio with IntelliLink <sup>®</sup> and OnStar <sup>®</sup>	○	●	●	●

KEY ● STANDARD ○ AVAILABLE - NOT AVAILABLE

\*Full functionality requires compatible Bluetooth<sup>®</sup> and smartphone. Some services require LTE connectivity. Data plan rates apply. <sup>1</sup>Requires a compatible mobile device, active OnStar service and data plan. 4G LTE service available in select markets. Not available for coverage limit, details and system limitations. The vehicle must be on or within a cellular network. Coverage may not be available. <sup>2</sup>Map coverage available in the United States, U.S. Virgin Islands, Puerto Rico and Canada. Not compatible with all devices. <sup>3</sup>For more information, go to [chevrolet.com](http://chevrolet.com) to find out which phones are compatible with the vehicle. <sup>4</sup>Vehicle use restrictions are a product of OnStar<sup>®</sup> and OnStar's terms and conditions apply. OnStar's terms and conditions apply. Requires compatible smartphone. Data plan rates apply. <sup>5</sup>See subscription after your trial period, subscription fee continues until you call OnStar to cancel. See OnStar's Customer Agreement for complete terms at [onstar.com](http://onstar.com). Other fees and taxes will apply. All fees and programming subject to change. For more information about OnStar, visit [onstar.com](http://onstar.com) or call 1-800-4ADVICE. <sup>6</sup>OnStar service is available only in those U.S. states that have adopted the 4G LTE standard. <sup>7</sup>Does not include emergency or security services. Trial starts with 30 coverage limit, details and system limitations. <sup>8</sup>Trials include only for coverage limit, details and system limitations. <sup>9</sup>A NOTE ON CHILD SAFETY: Always use safety seats and the correct child restraint for your child's age and size, even with air bags. Even if vehicles equipped with the Passenger Sensing System, children are safer when properly secured in a rear seat in the appropriate vehicle seat or booster seat. Please check your vehicle's owner's manual and child safety seat instructions for more safety information.

## TRIM LEVELS

## EXTERIOR STYLING AND FUNCTIONALITY

	SIERRA	SLE	SLT	DENALI
<b>ADJUST STEPS</b> Chrome tubular with 6" rectangular design. Factory installed on Crew Cab models only. Included with SLT Crew Cab Premium Package. 11-mode power steps. Power retractable and rearward articulating for cargo box access. Available early spring 2026 on SLT Crew Cab. See your dealer for availability details.	○	○	○	●
<b>BEDLINER</b> Spray-on with GMC logo. Includes Denali logo on Denali models. Included with All Terrain Package and SLT Crew Cab Premium Plus <sup>®</sup> Package.	○	○	○	○
<b>BUMPERS</b> Front, chrome	○	●	●	-
Rear, chrome with corner step	○	○	○	-
Front, body color. Included and only available with Elevation Edition on Sierra trim and All Terrain Package on SLE and SLT.	○	○	○	-
Rear, body color with corner step. Included and only available with Elevation Edition on Sierra trim and All Terrain Package on SLE and SLT.	○	○	○	●
<b>CARGO BOX</b> Movable tie-downs, high-mounted tie	●	●	●	●
Two rail caps	●	●	●	●
<b>DOOR HANDLES</b> Black	●	-	-	-
Body-color. Not available with SLE All Terrain Package.	-	●	-	-
Chrome. SLE trim requires All Terrain Package.	-	-	○	●
<b>FOG LAMPS</b> Front, thin-profile LED. On Sierra trim, included and only available with Elevation Edition. On SLE, included and only available with SLE Preferred Package, SLE Value Package or All Terrain Package.	○	○	○	●
<b>GRILLE SURROUND</b> Chrome. Grille surround is body-color when Elevation Edition or All Terrain Package is ordered.	●	●	●	●
Chrome-accented center. Tinted chrome when All Terrain Package is ordered on SLE and SLT.	-	-	-	●
Chrome with unique Denali accents.	●	-	-	●
<b>GLASS</b> Solar-Ray tinted	●	-	-	-
Solar-Ray deep tinted. Included and only available with Appearance Package on Sierra trim.	○	●	●	●
<b>LIGHTS</b> Headlamps, High-Intensity Discharge (HID), bi-functional with GMC LED signature. (See your dealer for more availability details.)	●	●	●	-
High-performance LED headlights with GMC signature lighting. (See your dealer for more availability details.)	-	-	○	○
IntelliBeam automatic high beam on/off. Included and only available with Enhanced Driver Alert Package. On SLE, requires Regular Cab model.	-	○	○	○
Tail lamps, LED with signature. On SLE, included and only available with All Terrain Package.	-	-	○	○
Under-rail LED lighting, cargo box. Included and only available with Convenience Package or Elevation Edition on Sierra trim.	○	○	○	○
<b>MOLDINGS</b> Body color. Includes chrome body-side moldings when available. All Terrain Package is ordered.	-	-	-	-
Body-color, chrome. On SLE, included and only available with All Terrain Package.	-	○	○	○
<b>RECOVERY HOODS</b> Front frame-mounted (Black). Standard on Denali, Elevation Edition and all 4WD models.	○	○	○	○
<b>LOCKABLE TAILGATE</b> Includes remote locking and CC-Lift and Lower feature on SLE, SLT and Denali. On Sierra trim, remote locking feature is only available and included with the Convenience Package and Elevation Edition.	-	-	-	●
<b>WHEELHOUSE LINERS</b> Rear. Double Cab and Crew Cab models only.	-	●	●	●

## OUTSIDE MIRRORS

<b>MIRRORS</b> Black, manual	●	-	-	-
Black, power-adjustable with heated glass and driver-side spotter mirror. Included and only available with Convenience Package or Elevation Edition on Sierra trim. Mirror caps are body-color on SLE.	○	●	-	-
Chrome cap, heated, power-adjustable, power-folding and driver-side auto-dimming with integrated turn-signal indicators and puddle lamp (includes driver-side spotter mirror). On SLE, included and only available with All Terrain Package.	-	○	●	●
Black, vertical trailing mirror with manual folding and extension and lower convex spotter glass. Requires Trailering Package.	○	-	-	-
Black, heated, power-adjustable, vertical trailing mirrors with manual folding and extension, lower convex spotter glass, integral turn-signal indicators, rear guidance lamps and amber auxiliary clearance lamps. SLE trim includes auto-dimming inside rearview mirror. Required and only available with Max Trailering Package.	○	○	-	-
Chrome cap, heated, power-adjustable, vertical trailing mirrors with power-folding, manual extension, driver memory, lower convex spotter glass, integral turn-signal indicators, rear guidance lamps and amber auxiliary clearance lamps. Required and only available with Max Trailering Package.	-	-	○	-

## SAFETY AND SECURITY

<b>AIR BAGS</b> Dual-stage frontal for driver and front passenger with Passenger Sensing System	●	●	●	●
Front-seat-mounted side-impact driver and right-front passenger air bags for thorax and pelvic protection	●	●	●	●
Front and rear head curtain side-impact air bags for all outboard seating positions	●	●	●	●
<b>DAYTIME RUNNING LAMPS</b> With automatic lamp control	○	○	○	○
<b>LANE KEEP ASSIST AND FORWARD COLLISION ALERT</b> Included and only available with Enhanced Driver Alert Package. On SLE, requires Regular Cab model. Not available with All Terrain Package.	-	○	○	○
<b>REAR VIEW CAMERA SYSTEM</b> With dynamic guidelines. On Sierra trim, included and only available with Sierra Convenience Package. Dynamic grid lines not available with 4.2" color radio.	○	○	○	○
<b>SAFETY ALERT DRIVER SEAT</b> Included and only available with Enhanced Driver Alert Package. On SLE, requires Regular Cab model. Not available with All Terrain Package.	-	○	○	○
<b>THEFT DETERRENT SYSTEM</b> Unauthorized entry. Included and only available with remote vehicle starter system on SLE.	-	○	○	○
<b>TIRE PRESSURE MONITORING SYSTEM</b> Does not monitor spare tire.	●	●	●	●

## IMPORTANT WORDS

### PRO GRADE PROTECTION

For 2016, Sierra 1500 comes with the Pro Grade Protection Plan, which includes two maintenance visits,<sup>1</sup> 3-year/36,000-mile bumper-to-bumper limited warranty<sup>2</sup> and 5-year/60,000-mile powertrain limited warranty,<sup>3</sup> Roadside Assistance and Courtesy Transportation.

Starting with the owner orientation—and full tank of gas—you receive when you take possession of your Sierra to the 24-Hour Roadside Assistance, Courtesy Transportation and Travel Benefits, you receive a portfolio of owner privileges that lasts throughout your warranty. For expert product information, Roadside Assistance or other services, call 1-800-GMC-8782.

**TRAVEL BENEFITS AND ROADSIDE ASSISTANCE** Available around the clock, trip routing service, a program for reimbursement for trip interruption due to necessary warranty repairs, towing, flat tire change, jump-starts and more for 5 years or 60,000 miles (whichever comes first).

**COURTESY TRANSPORTATION** Available at participating dealers: shuttle service, reimbursement of certain public transportation or fuel expenses for overnight warranty repairs and courtesy rental for overnight work repairs. See your dealer for details.

**GMC OWNER CENTER** A complimentary, one-stop resource to enhance your GMC ownership experience. It's easy to sign up. Just go to [gm.com/gmownercenter/gmc](http://gm.com/gmownercenter/gmc).

### ONSTAR



OnStar services require vehicle electrical system (including battery), wireless service and GPS satellite signals to be available and operating for features to function properly. OnStar service required. OnStar acts as a link to existing emergency service providers. Not all vehicles may transmit all crash data. Visit [onstar.com](http://onstar.com) for coverage maps, details and system limitations. Services vary by model and conditions.

### SIRIUSXM SATELLITE RADIO



SiriusXM Satellite Radio<sup>4</sup> is standard on most Sierra models. It includes 3 trial months of service. SiriusXM Satellite Radio makes your drive come alive with commercial-free music channels from virtually every genre, sport dedicated channels, live performances and more. Tune in to live play-by-play from the biggest sports, exclusive entertainment from top personalities, compelling talk, hilarious comedy, earth-class news, local traffic and weather and family-friendly programming. Welcome to the world of satellite radio. Visit [siriusxm.com](http://siriusxm.com) for details.

### GMC CERTIFIED SERVICE

**GMC Certified Service** To help your Sierra live up to its performance promise, GMC Certified Service—found exclusively at your GMC dealer—is there. With all the engineering excellence in Sierra, GM-trained technicians have the expertise to care for all of it.

### ADDITIONAL NOTES

**A NOTE ON CHILD SAFETY** Always use safety belts and the correct child restraint for your child's age and size, even with air bags. Even in vehicles equipped with the Passenger Sensing System, children are safer when properly secured in a rear seat in the appropriate infant, child or booster seat. Never place a rear-facing infant restraint in the front seat of any vehicle equipped with an active frontal air bag. See your vehicle Owner's Manual and child safety seat instructions for more safety information.

**TRAILERING AND OFF-ROAD INFORMATION** Please carefully review the Owner's Manual for important safety information about trailering or off-road driving in your vehicle.

**FLEET ORDERS** Some standard content may be deleted with fleet orders. See dealer for details.

**ENGINES** GMC products are equipped with engines produced by GM Powertrain or other suppliers to GM worldwide. The engines in GMC products may also be used in other GM makes and models.

**GMC.COM** See more of Sierra on our website: [gmc.com/sierra](http://gmc.com/sierra). More photos and information, hot links to related subjects, convenient dealer locator, pricing guide, spec out your own vehicle. Or call 1-800-GMC-8782.

### BUYPOWER CARD<sup>5</sup>



Now it's even easier to get into the GMC of your dreams. Every purchase gives you Earnings redeemable toward part or even all of a new GMC, Chevrolet, Buick or Cadillac. Every year, enjoy 5 percent Earnings on your first \$5,000 in purchases and 2 percent unlimited Earnings after that. No expiration on Earnings and no limit on how much you can earn or redeem. Learn more at [buypowercard.com/catalog](http://buypowercard.com/catalog). YOUR CARD IS THE KEY.<sup>TM</sup>

**IMPORTANT WORDS ABOUT THIS CATALOG** We have tried to make this catalog comprehensive and factual. We reserve the right, however, to make changes at any time, without notice, in prices, colors, materials, equipment, specifications, models and availability. Specifications, dimensions, measurements, ratings and other numbers in this catalog and other printed materials provided at the dealership or affixed to vehicles are approximates based upon design and engineering drawings and prototypes and laboratory tests. Your vehicle may differ due to variations in manufacture and equipment. Since some information may have been updated since the time of printing, please check with your GMC dealer for complete details. GMC reserves the right to lengthen or shorten the model year for any product for any reason, or to start and end model years at different times. All competitive claims are based on the latest information available at the time of printing and GM Large Utility segment.

**AN IMPORTANT NOTE ABOUT ALTERATIONS AND WARRANTIES** Installations or alterations to the original equipment vehicle (or chassis) as distributed by General Motors are not covered by the General Motors New Vehicle Limited Warranty. The special body company, assembler, equipment installer or supplier is solely responsible for warranties on the body or equipment and any alterations (or any effect of the alterations) to any of the parts, components, systems or assemblies installed by GM. General Motors is not responsible for the safety or quality of design features, materials or workmanship of any alterations by such suppliers.

**NEW-VEHICLE LIMITED WARRANTY** All GMC Sierra models come with a fully transferable, no-deductible 5-year/60,000-mile (whichever comes first) Powertrain Limited Warranty. GM vehicles registered in the USA are also covered for 3 years or 36,000 miles (whichever comes first). Coverage includes tires and towing to your nearest GMC dealership. Repairs will be made to correct any vehicle defect and most warranty repairs will be made at no charge. In addition, rust-through corrosion will be covered for 6 years or 100,000 miles (whichever comes first). Sierra also comes with two maintenance visits within the first 2 years/24,000 miles (whichever comes first). See dealer for details.

**ASSEMBLY** GMC vehicles and their components are assembled or produced by different operating units of General Motors, its subsidiaries or suppliers to GM worldwide. We sometimes find it necessary to produce GMC vehicles with different or differently sourced components than originally scheduled. Since some options may be unavailable when your vehicle is assembled, we suggest that you verify that your vehicle includes the equipment you ordered as, if there are changes, that they are acceptable to you.

**GMMOBILITY.COM** [1-800-325-9935] GM Mobility offers financial assistance for eligible adaptive equipment to make automotive travel easier for persons with disabilities or special transportation needs. To learn more about special GM Mobility offers, visit [gmmobility.com](http://gmmobility.com).

<sup>1</sup>Maintenance visits must occur within 2 years or 36,000 miles of vehicle delivery, whichever comes first. Does not include air filters. See participating dealer for other restrictions and complete details. <sup>2</sup>Whichever comes first. See dealer for limited warranty details. <sup>3</sup>If you subscribe after your trial period, subscription are continuous until you call 800-878-7672 to cancel. See SiriusXM Customer Agreement for complete terms at [siriusxm.com](http://siriusxm.com). Other fees and taxes will apply. All fees and programming subject to change. For more information about NavTraffic, visit [siriusxm.com/navtraffic](http://siriusxm.com/navtraffic). XM Satellite service is available only to those in the 48 contiguous USA and D.C.

©2015 General Motors. All rights reserved. GM, the GM logo, GMC, the logos, emblems, vehicle model names, vehicle body designs and other marks appearing in this catalog are the trademarks and/or service marks of General Motors, its subsidiaries, affiliates or licensors. Facebook is a registered trademark of Facebook, Inc. Twitter is a registered trademark of Twitter, Inc. YouTube is a registered trademark of Google, Inc. Android is a trademark of Google, Inc. Sirius, XM and all related marks and logos are trademarks of SiriusXM Radio, Inc. Apple, iPhone and Siri are registered trademarks of Apple, Inc. PayPal is a trademark of Apple, Inc.



## SHARE YOUR GMC.

When you've been designing, engineering and building Professional Grade trucks for more than 100 years, you're bound to attract passionately loyal owners. Join them, and us, on [instagram.com/gmc](https://www.instagram.com/gmc), [facebook.com/gmc](https://www.facebook.com/gmc), [twitter.com/thisisgmc](https://twitter.com/thisisgmc) and [youtube.com/gmc](https://www.youtube.com/gmc) to share your voice.



[FACEBOOK.COM/GMC](https://www.facebook.com/gmc)



[TWITTER.COM/THISISGMC](https://twitter.com/thisisgmc)



[YOUTUBE.COM/GMC](https://www.youtube.com/gmc)



