

SIERRA MODELS

2024 FEATURES, SPECS AND OPTIONS



We have tried to make this guide comprehensive and factual. We reserve the right, however, to make changes at any time, without notice, in prices, colors, materials, equipment, specifications, models and availability. Specifications, dimensions, measurements, ratings and other numbers in this guide and other printed materials provided at the dealership or affixed to vehicles are approximations based on design and engineering drawings, prototypes and laboratory tests. Your vehicle may differ due to variations in manufacture and equipment. Since some information may have been updated since the time of publication, please check with your GMC dealer for complete details.

GMC
WE ARE PROFESSIONAL GRADE

TABLE OF CONTENTS

03. MODEL OVERVIEW HIGHLIGHTS

Sierra Pro
Sierra SLE
Sierra Elevation

04. MODEL OVERVIEW HIGHLIGHTS

Sierra SLT
Sierra AT4
Sierra AT4X

05. MODEL OVERVIEW HIGHLIGHTS

Sierra Denali
Sierra Denali Ultimate

06-10. KEY FEATURES

Exterior
Interior
Capability
Safety and technology

11-12. MODEL PACKAGES

Select packages available

13. CAB AND BED CONFIGURATIONS

Regular Cab standard bed
Regular Cab long bed
Double Cab standard bed
Crew Cab short bed
Crew Cab standard bed

14. MODEL SPECS

Sierra Crew Cab
Sierra Double Cab
Sierra Regular Cab

15. TRAILERING OVERVIEW

Key trailering features
Key specifications
Powertrain

16-17. PAYLOAD AND TRAILERING SPECS

TurboMax™
5.3L V8
6.2L V8
3.0L Duramax Turbo Diesel I6

18. POWERTRAIN SPECS

Engine specifications
Transmission specifications

19-26. TRAILERING TECHNOLOGY

ProGrade™ Trailering System
In-vehicle Trailering App
myGMC Mobile App
Smart trailer integration
Camera system
Camera-view compatibility
Calibration tips
Trailering technology availability

27. TRAILERING TERMINOLOGY

Curb weight
Gross Vehicle Weight (GVW)
Gross Vehicle Weight Rating (GVWR)
Gross Combined Weight (GCW)
Gross Combined Weight Rating (GCWR)
Cargo weight
Max payload
Gross Axle Weight (GAW)
Gross Axle Weight Rating (GAWR)
Gross trailer weight
Tongue (or hitch) weight

28. HITCH STYLES

Weight-carrying hitch
Weight-distributing hitch
Fifth-wheel hitch
Gooseneck hitch

29. TRAILER STYLES

Conventional trailer
Fifth-wheel trailer
Gooseneck trailer

30. TRAILERING LABEL

How to read a trailering label

31. ACCESSORIES

Key available accessories



SIERRA 1500 PRO KEY FEATURES

- | Standard TurboMax engine with 8-speed automatic transmission
- | Available 5.3L V8 gas engine with 10-speed automatic transmission
- | LED headlamps and daytime running lamps
- | Available Graphite Edition on Double Cab and Crew Cab



SIERRA 1500 SLE KEY FEATURES

- | Standard TurboMax engine with 8-speed automatic transmission
- | Available 5.3L V8 gas engine or available 3.0L Duramax Turbo Diesel engine with 10-speed automatic transmission
- | 13.4" diagonal center touch-screen and 12.3" diagonal Driver Information Center
- | Dual-zone automatic climate control



SIERRA 1500 ELEVATION KEY FEATURES

- | Standard TurboMax engine with 8-speed automatic transmission
- | Available 5.3L V8 gas engine or available 3.0L Duramax Turbo Diesel engine with 10-speed automatic transmission
- | Monochromatic exterior with gloss-black grille and 20" wheels
- | 13.4" diagonal customizable center touch-screen and 12.3" diagonal Driver Information Center
- | Heated steering wheel
- | 10-way power driver-seat adjuster including lumbar
- | Available Elevation Premium Package with heated front leather-appointed bucket seats

AVAILABLE COLORS



ONYX BLACK¹



SUMMIT WHITE²



DOWNPOUR METALLIC³



TITANIUM RUSH METALLIC⁴



DYNAMIC BLUE METALLIC⁵



STERLING METALLIC¹



THUNDERSTORM GRAY⁶



VOLCANIC RED TINTCOAT⁷



CARDINAL RED⁸



WHITE FROST TRICOAT⁹



DEEP BRONZE METALLIC¹⁰



SIERRA 1500 SLT KEY FEATURES

- | Standard 5.3L V8 gas engine
- | Available 3.0L Duramax Turbo Diesel engine or available 6.2L V8 gas engine with 10-speed automatic transmission
- | 13.4" diagonal center touch-screen and 12.3" diagonal Driver Information Center
- | Available 10-way power-adjustable front heated and ventilated bucket seats with perforated leather appointments
- | Available 20" polished aluminum wheels with Technical Gray painted accents



SIERRA 1500 AT4 KEY FEATURES

- | 2" factory lift with off-road suspension and Rancho® monotube shocks
- | 2-speed AutoTrac transfer case, automatic-locking rear differential and skid plates
- | Standard 3.0L Duramax Turbo Diesel engine or available 6.2L V8 gas engine with 10-speed automatic transmission
- | New 18" machined aluminum wheels with dark painted pockets
- | 13.4" diagonal customizable center touch-screen
- | Up to 14 available camera views¹
- | Available multicolor 15" diagonal Head-Up Display and Rear Camera Mirror²



SIERRA 1500 AT4X KEY FEATURES

- | Distinctive grille with gloss-black upper surround and Dark Nickel inserts
- | AEV stamped-steel front bumper and hot-stamped boron steel skid plate
- | Factory-installed 2" suspension lift and Multimatic™ DSSV dampers
- | Standard 3.0L Duramax Turbo Diesel engine or available 6.2L V8 gas engine with 10-speed automatic transmission
- | Front and rear e-locking differentials
- | New 18" painted aluminum wheels
- | 33" Goodyear® Wrangler Territory MT tires
- | Heated and ventilated 16-way power front seats with massage feature
- | Obsidian Rush interior featuring full-grain leather seating with technical-grain leather accents and authentic Vanta ash wood trim

AVAILABLE COLORS



DNYX BLACK²



SUMMIT WHITE⁴



DOWNPOUR METALLIC^{2,5}



TITANIUM RUSH METALLIC^{2,6}



DYNAMIC BLUE METALLIC^{1,7}



STERLING METALLIC²



THUNDERSTORM GRAY^{3,8}



VOLCANIC RED TINTCOAT^{3,9}



CARDINAL RED^{3,10}



WHITE FROST TRICOAT^{3,11}



DEEP BRONZE METALLIC^{2,12}

¹Safety or driver-assistance features are no substitute for the driver's responsibility to operate the vehicle in a safe manner. Read the vehicle Owner's Manual for important feature limitations and information. Some camera views require available accessory camera and installation. Not compatible with all trailers. See your dealer for details. ²Safety or driver-assistance features are no substitute for the driver's responsibility to operate the vehicle in a safe manner. Read the vehicle Owner's Manual for important feature limitations and information. ³Extra-cost color. ⁴Not available on Denali Ultimate. ⁵Not available on Elevation, AT4 or AT4X. ⁶Not available on Pro. ⁷Not available on Pro, SLE, SLT, Denali or Denali Ultimate. ⁸Not available on SLT, Denali or Denali Ultimate. ⁹Not available on Pro, SLE or Denali Ultimate. ¹⁰Not available on SLT, AT4, AT4X, Denali or Denali Ultimate. ¹¹Not available on Pro, SLE, Elevation, AT4 or AT4X. ¹²Not available on Pro, SLE, SLT, AT4X, Denali or Denali Ultimate.



SIERRA 1500 DENALI KEY FEATURES

- | Luxury Denali interior features authentic wood, patterned aluminum trim and perforated Forge leather seating surfaces
- | 13.4" diagonal customizable center touch-screen
- | Up to 14 available camera views¹ including transparent trailer view
- | Available Super Cruise² hands-free driver-assistance technology
- | World's First Six-Function GMC MultiPro™ Tailgate
- | Available multicolor 15" diagonal Head-Up Display and Rear Camera Mirror³
- | Available 3.0L Duramax Turbo Diesel engine or available 6.2L V8 gas engine with 10-speed automatic transmission



SIERRA 1500 DENALI ULTIMATE KEY FEATURES

- | Standard 6.2L V8 gas engine or available 3.0L Duramax Turbo Diesel engine with 10-speed automatic transmission
- | World's First Six-Function GMC MultiPro Tailgate with KICKER[®] audio system
- | Ultimate Alpine UMBER interior including full-grain leather seating with plaited contrast stitching, authentic Paldao wood and 16-way power front seats with massage feature
- | 13.4" diagonal customizable center touch-screen
- | Available Super Cruise² hands-free driver-assistance technology
- | Up to 14 available camera views¹ including transparent trailer view
- | Multicolor 15" diagonal Head-Up Display and Rear Camera Mirror³
- | Unique Denali Ultimate grille finished in Vader chrome

AVAILABLE COLORS



¹Safety or driver-assistance features are no substitute for the driver's responsibility to operate the vehicle in a safe manner. Read the vehicle Owner's Manual for important feature limitations and information. Some camera views require available accessory camera and installation. Not compatible with all trailers. See your dealer for details. ²Always pay attention while driving and when using Super Cruise. Do not use a handheld device. Requires active Super Cruise plan or trial. Terms apply. Visit gmc.com/connectivity-technology/super-cruise for compatible roads and full details. ³Safety or driver-assistance features are no substitute for the driver's responsibility to operate the vehicle in a safe manner. Read the vehicle Owner's Manual for important feature limitations and information. ⁴Non-GM warranty. Limited warranty by KICKER[®]. 3 years/36,000 miles, whichever comes first. For more information, contact your dealer. ⁵Extra-cost color. ⁶Not available on Denali Ultimate. ⁷Not available on Elevation, AT4 or AT4X. ⁸Not available on Pro. ⁹Not available on Pro, SLE or Denali Ultimate. ¹⁰Not available on Pro, SLE or Denali Ultimate. ¹¹Not available on Pro, SLE or Denali Ultimate. ¹²Not available on SLT, AT4, AT4X, Denali or Denali Ultimate. ¹³Not available on Pro, SLE, Elevation, AT4 or AT4X. ¹⁴Not available on Pro, SLE, SLT, Denali or Denali Ultimate.

YOUR SIERRA AWAITS

KEY FEATURES

See your GMC dealer or gmc.com for more feature details and requirements.

EXTERIOR

Chrome wheel-to-wheel assist steps

GMC MultiPro Power Steps

Accessory off-road high-clearance steps

Accessory rocker protection

Cargo bed tie-downs (fixed)

Dual exhaust with premium tips

Protected dual exhaust outlets

LED dual-projector headlamps with fade-on/fade-off animation

Spray-on bedliner with logo

CarbonPro™ carbon-fiber composite bed

World's First Six-Function MultiPro Tailgate

Accessory MultiPro Audio System by KICKER[®]

PRO

SLE

ELEVATION

SLT

AT4

AT4X

DENALI

DENALI
ULTIMATE

-

○

-

○

-

-

●

-

-

-

-

-

-

○

●

-

-

-

○

-

○

-

-

-

-

-

-

-

○

-

-

-

●

●

●

●

●

●

●

●

-

○

○

○

●

-

●

●

-

-

-

-

-

●

-

-

●

●

●

●

●

●

●

●

○

○

○

○

●

●

●

●

-

-

-

-

○

-

○

○

○

○

○

●

●

●

●

●

-

○

○

○

○

●

○

●

● Standard ○ Available - Not Available

YOUR SIERRA AWAITS

KEY FEATURES

See your GMC dealer or gmc.com for more feature details and requirements.

INTERIOR

Dual-zone automatic climate control

40/20/40 front split bench seat with covered armrest storage and lockable under-seat storage

Front bucket seats with center console

10-way power driver seat adjuster including lumbar

12-way power driver and front-passenger seat adjuster, including lumbar

16-way power driver and front-passenger seat adjuster, including lumbar and massage

Driver memory (driver seat and outside mirrors)

Heated driver and front outboard passenger seats

Ventilated driver and front outboard passenger seats

Heated second-row outboard seats

Second-row outboard seatback storage

Heated steering wheel

Power-rake/-telescoping steering column

Power sunroof

PRO

SLE

ELEVATION

SLT

AT4

AT4X

DENALI

DENALI
ULTIMATE

-

●

●

●

●

●

●

●

●

●

●

-

-

-

-

-

○

○

●

●

●

○

●

●

●

●

-

-

-

-

-

-

-

●

-

-

-

-

-

-

●

●

-

-

-

●

●

●

●

-

●

●

●

●

●

●

-

-

-

○

●

●

●

-

-

-

○

●

●

●

-

-

○

●

●

●

●

-

●

●

●

●

●

●

-

-

-

○

●

●

●

-

-

○

○

○

●

●

● Standard ○ Available - Not Available

YOUR SIERRA AWAITS

KEY FEATURES

See your GMC dealer or gmc.com for more feature details and requirements.

CAPABILITY

TurboMax engine

5.3L V8 engine

6.2L gas V8 engine (4WD models)

3.0L Duramax Turbo Diesel I6 engine

10-speed automatic transmission

Electronic Precision Shift and steering-column paddle shifters

Denali premium suspension with Adaptive Ride Control

Off-road suspension with 2" factory-installed lift and Rancho monotube shocks

Off-road suspension with 2" factory-installed lift and Multimatic DSSV dampers

Front and rear electronic-locking differentials (driver-selectable)

Mud terrain-rated Goodyear Wrangler tires

Duralife brake rotors

Traction Select System

PRO

SLE

ELEVATION

SLT

AT4

AT4X

DENALI

DENALI
ULTIMATE



● Standard ○ Available - Not Available

YOUR SIERRA AWAITS

KEY FEATURES

See your GMC dealer or gmc.com for more feature details and requirements.

SAFETY AND TECHNOLOGY

GMC Pro Safety¹ (Includes Forward Collision Alert, Following Distance Indicator, Front Pedestrian Braking, IntelliBeam, Lane Keep Assist with Lane Departure Warning and Automatic Emergency Braking, Includes the Safety Alert Seat on AT4, AT4X, Denali and Denali Ultimate.)

Super Cruise² hands-free driver-assistance technology

Trailer Side Blind Zone Alert³

Adaptive Cruise Control with trailering³

High Definition Surround Vision¹

Multicolor 15" diagonal Head-Up Display

13.4" diagonal premium GMC Infotainment System³

12.3" diagonal digital Driver Information Center

Google built-in⁴ (3-year GMC Connected Vehicle⁵ subscription is included on AT4, AT4X, Denali and Denali Ultimate)

	PRO	SLE	ELEVATION	SLT	AT4	AT4X	DENALI	DENALI ULTIMATE
GMC Pro Safety ¹ (Includes Forward Collision Alert, Following Distance Indicator, Front Pedestrian Braking, IntelliBeam, Lane Keep Assist with Lane Departure Warning and Automatic Emergency Braking, Includes the Safety Alert Seat on AT4, AT4X, Denali and Denali Ultimate.)	●	●	●	●	●	●	●	●
Super Cruise ² hands-free driver-assistance technology	—	—	—	—	—	—	○	○
Trailer Side Blind Zone Alert ³	—	○	○	○	●	●	●	●
Adaptive Cruise Control with trailering ³	○	○	○	○	●	●	●	●
High Definition Surround Vision ¹	—	○	○	○	●	●	●	●
Multicolor 15" diagonal Head-Up Display	—	—	—	—	○	●	○	●
13.4" diagonal premium GMC Infotainment System ³	—	●	●	●	●	●	●	●
12.3" diagonal digital Driver Information Center	—	●	●	●	●	●	●	●
Google built-in ⁴ (3-year GMC Connected Vehicle ⁵ subscription is included on AT4, AT4X, Denali and Denali Ultimate)	—	○	○	○	●	●	●	●

● Standard ○ Available — Not Available

CONTINUED

¹Safety or driver-assistance features are no substitute for the driver's responsibility to operate the vehicle in a safe manner. Read the vehicle Owner's Manual for important feature limitations and information. ²Always pay attention while driving and when using Super Cruise. Do not use a handheld device. Requires active Super Cruise plan or trial. Terms apply. Visit gmc.com/connectivity/technology/super-cruise for compatible roads and full details. ³Functionality varies by model. Full functionality requires compatible BluetoothSM and smartphone, and USB connectivity for some devices. ⁴Google built-in services are subject to limitations, and availability may vary by vehicle, infotainment system and location. Select service plan required. Certain Google actions and functionality may require account linking. User terms and privacy statements apply. Google, Android Auto, Google Play and Google Maps are trademarks of Google LLC. ⁵Connected Vehicle Plan does not include emergency or security services. Service varies with conditions and location. Data plans provided by AT&TSM. See onstar.com for details and limitations.

YOUR SIERRA AWAITS

KEY FEATURES

See your GMC dealer or gmc.com for more feature details and requirements.

SAFETY AND TECHNOLOGY CONTINUED

Bose³ audio system with Richbass woofer

Bose³ 12-speaker Premium Series with Centerpoint[®] surround sound

In-vehicle Trailering App²

Wireless Apple CarPlay[®] compatibility³

Wireless Android Auto[™] compatibility⁴

Wireless charging⁵

SiriusXM[®] with 360L[®] 3-month trial subscription

	PRO	SLE	ELEVATION	SLT	AT4	AT4X	DENALI	DENALI ULTIMATE
Bose ³ audio system with Richbass woofer	—	—	○	○	●	—	●	—
Bose ³ 12-speaker Premium Series with Centerpoint [®] surround sound	—	—	—	—	—	●	—	●
In-vehicle Trailering App ²	—	○	○	○	●	●	●	●
Wireless Apple CarPlay [®] compatibility ³	●	●	●	●	●	●	●	●
Wireless Android Auto [™] compatibility ⁴	●	●	●	●	●	●	●	●
Wireless charging ⁵	—	—	○	○	●	●	●	●
SiriusXM [®] with 360L [®] 3-month trial subscription	—	●	●	●	●	●	●	●

● Standard ○ Available — Not Available



³Bose is a registered trademark of the Bose Corporation in the U.S. and other countries. ²App functionality and features vary with vehicle equipment and trim level. Data connection may be required. Some features require active service plan and working electrical system. Terms and limitations apply. ³Vehicle user interface is a product of Apple[®] and its terms and privacy statements apply. Requires compatible iPhone[®] and data plan rates apply. Apple CarPlay is a trademark of Apple, Inc. Siri, iPhone and iTunes are trademarks of Apple, Inc., registered in the U.S. and other countries. ⁴Vehicle user interface is a product of Google, and its terms and privacy statements apply. Wireless use of Android Auto requires a compatible Android 11.0+ phone and compatible active data plan. Check gmc.com/androidauto/requirements for compatibility. Android and Android Auto are trademarks of Google LLC. ⁵The system wirelessly charges one compatible mobile device. Some phones have built-in wireless charging technology and others require a special adapter/back cover. To check for phone or other device compatibility, see gmc.com/support/vehicle/phone-connect or consult your carrier. ⁶Certain features require a SiriusXM subscription and the GMC Connected Access plan. See siriusxm.com and onstar.com for details and limitations.

SELECT PACKAGES

See your GMC dealer or gmc.com for more feature details and requirements.

PRO

GRAPHITE EDITION Includes 3-month trial of SiriusXM,¹ body-color front and rear bumpers, color-keyed carpeting, remote start, theft-deterrent system, 20" 6-spoke high-gloss black painted aluminum wheels and body-color upper grille. Includes recovery hooks² on 2WD models. (Package requires Crew Cab or Double Cab model.)

CONVENIENCE PACKAGE Includes EZ-Lift power lock and release tailgate, tinted glass, LED cargo bed lighting, rear-window defogger, cruise control and outside power mirrors on Double Cab and Crew Cab models.

PRO VALUE PACKAGE Includes Convenience Package and Trailering Package.

SAFETY PLUS PACKAGE³ Includes Lane Change Alert with Side Blind Zone Alert, Rear Cross Traffic Braking, perimeter lighting, outside chrome mirror caps and Front and Rear Park Assist. Includes recovery hooks² on 2WD models.

SL

PREFERRED PACKAGE Includes Universal Home Remote, rear sliding power window, trailer brake controller, Hitch View,⁴ in-vehicle Trailering App,⁵ rear wheelhouse liners and Adaptive Cruise Control⁶

ELEVATION

PREFERRED PACKAGE Includes Universal Home Remote, Bose⁷ audio system, rear sliding power window, trailer brake controller, Hitch View,⁴ in-vehicle Trailering App,⁵ Adaptive Cruise Control,⁶ front bucket seats, wireless charging⁸ and rear wheelhouse liners.

ELEVATION PREMIUM PACKAGE Includes Preferred Package, Jet Black leather-appointed front bucket seats, up-level rear seat with Storage Package, wireless charging,⁸ all-weather floor liners, Sierra Safety Plus Package, 8" black rectangular assist steps and spray-on bedliner.

SLT

SLT CONVENIENCE PACKAGE Includes front bucket seats with center console, ventilated front seats, wireless charging,⁸ Bose⁷ audio system, power-raise/-telescoping steering column and USB ports⁹ [2 first-row and charge and data ports located inside console]

SLT PREFERRED PACKAGE Includes SLT Convenience Package, Adaptive Cruise Control,⁶ rear sliding power window, Universal Home Remote and heated second-row outboard seats.

SLT PREMIUM PACKAGE Includes SLT Convenience Package, 20" polished aluminum wheels with Technical Gray painted accents and chrome assist steps.

SLT PREMIUM PLUS PACKAGE Includes SLT Convenience Package, SLT Preferred Package, Sierra Safety Plus Package, ProGrade Trailering System, 20" polished aluminum wheels with Technical Gray painted accents, chrome assist steps and spray-on bedliner.

CONTINUED

¹Certain features require a SiriusXM subscription and the GMC Connected Access plan. See siriusxm.com and onstar.com for details and limitations. If you decide to continue service after your trial, the subscription plan you choose will automatically renew thereafter and you will be charged according to your chosen payment method at then-current rates. Fees and taxes apply. See the SiriusXM Customer Agreement at www.siriusxm.com for complete terms and how to cancel. All fees, content, features and availability are subject to change. ²To avoid the risk of injury, never use recovery hooks to tow a vehicle. For more information, see the Recovery Hooks section of the vehicle Owner's Manual. ³Safety or driver-assistance features are no substitute for the driver's responsibility to operate the vehicle in a safe manner. Read the vehicle Owner's Manual for important feature limitations and information. ⁴App functionality and features vary with vehicle equipment and trim level. Data connection may be required. Some features require active service plan and working electrical system. Terms and limitations apply. ⁵Bose is a registered trademark of the Bose Corporation in the U.S. and other countries. ⁶The system wirelessly charges one compatible mobile device. Some phones have built-in wireless charging technology and others require a special adapter/back cover. To check for phone or other device compatibility, see gmc.com/support/vehicle/phone-connect or consult your dealer. ⁷Not compatible with all devices.

SELECT PACKAGES CONTINUED

See your GMC dealer or gmc.com for more feature details and requirements.

AT4

AT4 PREFERRED PACKAGE Includes Universal Home Remote and rear sliding power window

AT4 PREMIUM PACKAGE Includes AT4 Preferred Package and off-road high-clearance steps

AT4X

AT4X AEV EDITION Includes AEV front chassis skid plate, AEV transfer case skid plate, AEV rear differential skid plate, AEV fuel tank skid plate, 18" 12-spoke high-gloss black aluminum wheels with laser etching and AEV center cap, AEV stamped-steel rear bumper with heavy-duty cast recovery points, rocker protection, AEV-branded floor liners, gloss-black door handles, AEV-branded front head restraints and tailgate decal with exterior badging

DENALI

DENALI RESERVE PACKAGE Includes Technology Package, sunroof, GMC MultiPro Power Steps and 22" painted aluminum wheels with machining and Bright Chrome inserts

DENALI RESERVE SUPER CRUISE PACKAGE Includes a 3-year Super Cruise¹ hands-free driver-assistance technology subscription² and Super Cruise steering wheel, Technology Package, sunroof, GMC MultiPro Power Steps and 22" painted aluminum wheels with machining and Bright Chrome inserts

DENALI CARBONPRO EDITION Includes CarbonPro fender hard badge, MultiPro Audio System by KICKER[®] and carbon-fiber composite bed

ADDITIONAL PACKAGES

SIERRA SAFETY PLUS PACKAGE⁴ Includes Rear Cross Traffic Braking, Rear Pedestrian Alert, Safety Alert Seat (SLT only), Front and Rear Park Assist, High Definition Surround Vision, Trailer Camera Provisions and Trailer Side Blind Zone Alert (Package available on SLE, Elevation and SLT)

TECHNOLOGY PACKAGE⁴ Includes Rear Camera Mirror, Bed View Camera (AT4 only) and multicolor 15" diagonal Head-Up Display (Package available on AT4 and Denali)

X31 OFF-ROAD PACKAGE Includes off-road suspension, all-terrain tires, Hill Descent Control, skid plates, heavy-duty air filter, automatic-locking rear differential (Pro only), 2-speed transfer case, rear wheelhouse liners (SLE and Elevation only), 18" 6-spoke machined aluminum wheels with Dark Gray Metallic accents (SLE only), dual exhaust outlets (SLE, Elevation and SLT only) and X31 hard badge (Package requires Crew Cab or Double Cab 4WD model. Available on Pro, SLE, Elevation and SLT)

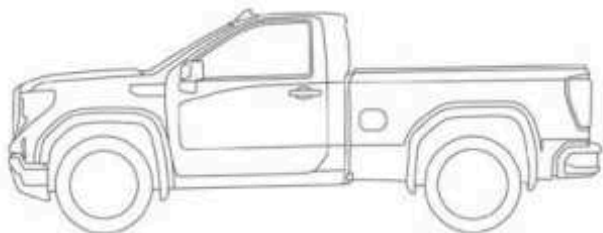
X31 OFF-ROAD AND PROTECTION PACKAGE Includes X31 Off-Road Package, spray-on bedliner and all-weather floor liners (Package requires Crew Cab or Double Cab 4WD model. Available on SLE, Elevation and SLT)

SNOW PLOW PREP PACKAGE Includes roof emergency light provisions, 220-amp alternator, heavy-duty air filter, skid plates and heavy-duty front springs (Requires 4WD model. Available on Pro, SLE and SLT)

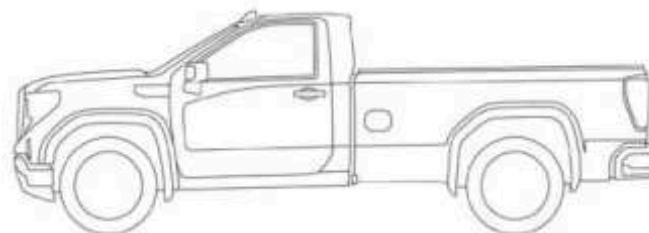
TRAILERING PACKAGE Includes trailer hitch, Hitch Guidance,⁵ 7-pin connector and either a 4-pin connector or camera ports⁶ (Package available on Pro. Standard on all other trims.)

MAX TRAILERING PACKAGE Includes 8.75" rear axle, 3.42 axle ratio (3.73 axle ratio when equipped with 3.0L Duramax Turbo Diesel engine), enhanced cooling radiator, revised shock tuning for increased control, heavier-duty rear springs, increased Rear Gross Axle Weight Rating and 220-amp alternator (Package available on SLE, Elevation and SLT)

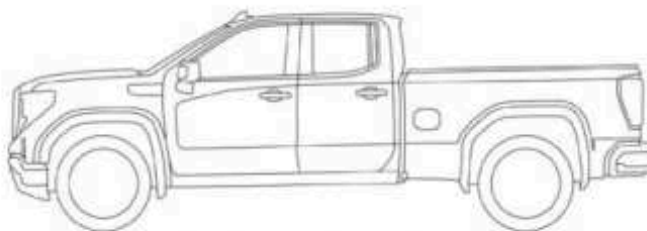
¹Always pay attention while driving and when using Super Cruise. Do not use a handheld device. Requires active Super Cruise plan or trial. Terms apply. Visit gmc.com/connectivity-technology/super-cruise for compatible roads and full details. ²After initial 3-year period, an eligible OnStar[®] Super Cruise plan must be purchased. Plans vary by vehicle and model and require active service plan, working electrical system, cell reception and GPS signal. Does not include safety services. Super Cruise vehicles are connected to emergency services. See onstar.com for details and limitations. ³Non-GM warranty. Limited warranty by KICKER[®], 3 years/30,000 miles, whichever comes first. For more information, contact your dealer. ⁴Safety or driver-assistance features are no substitute for the driver's responsibility to operate the vehicle in a safe manner. Read the vehicle Owner's Manual for important feature limitations and information. ⁵4-pin connector is replaced with the camera ports on vehicles equipped with Trailer Camera Provisions. Trailer Camera Provisions are not available on Pro, available on SLE, Elevation and SLT and standard on AT4, AT4X, Denali and Denali Ultimate.

**REGULAR CAB STANDARD BED**

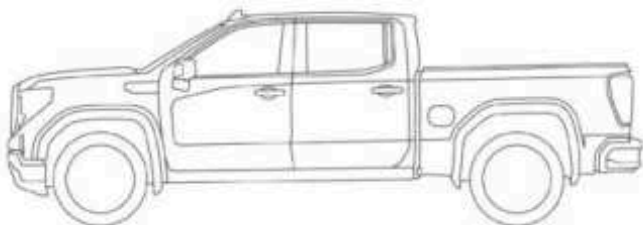
Standard on Pro.

**REGULAR CAB LONG BED**

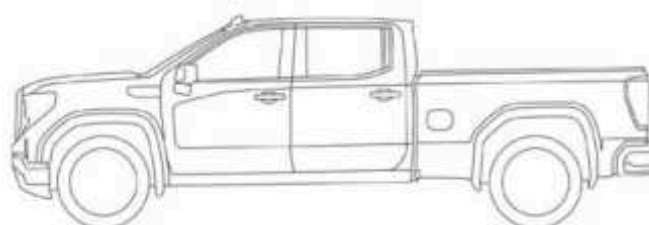
Available on Pro.

**DOUBLE CAB STANDARD BED**

Available on Pro, SLE and Elevation.

**CREW CAB SHORT BED**

Available on Pro, SLE, Elevation, SLT, AT4, AT4X,
Denali and Denali Ultimate.

**CREW CAB STANDARD BED**

Available on Pro, SLE, Elevation, SLT,
AT4 and Denali.

SIERRA 1500 CREW CAB

Sierra Crew Cab comes with either a short bed or available standard bed.

WHEELBASE

147.4"-157.0"

REAR LEG ROOM

43.4"

FRONT HEAD ROOM

43.0"

PASSENGER CAPACITY

Seating for up to 6

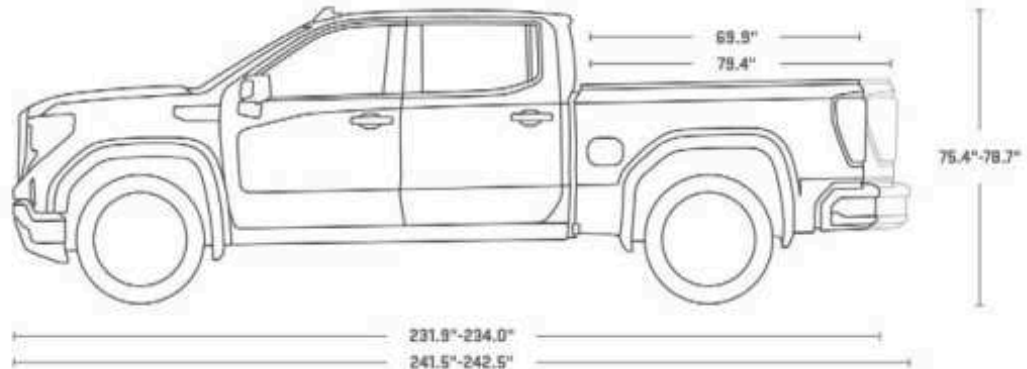
MAX CARGO VOLUME

62.9 cu. ft.¹ [short bed]

71.7 cu. ft.¹ [standard bed]

FRONT LEG ROOM

44.5"

**SIERRA 1500 DOUBLE CAB**

Sierra Double Cab comes with a standard bed.

WHEELBASE

147.4"

REAR LEG ROOM

35.2"

FRONT HEAD ROOM

43.0"

PASSENGER CAPACITY

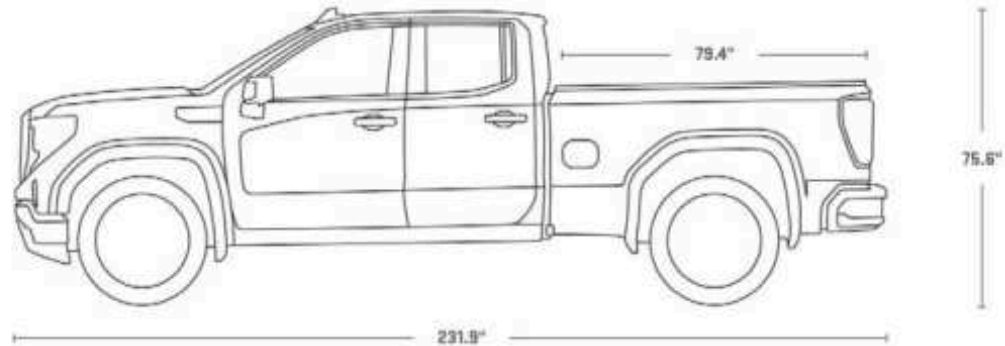
Seating for up to 6

MAX CARGO VOLUME

71.7 cu. ft.¹

FRONT LEG ROOM

44.5"

**SIERRA 1500 REGULAR CAB**

Sierra Regular Cab comes with a standard bed or available long bed.

WHEELBASE

126.5"-139.6"

FRONT SHOULDER ROOM

66.0"

FRONT HEAD ROOM

43.1"

PASSENGER CAPACITY

Seating for up to 3

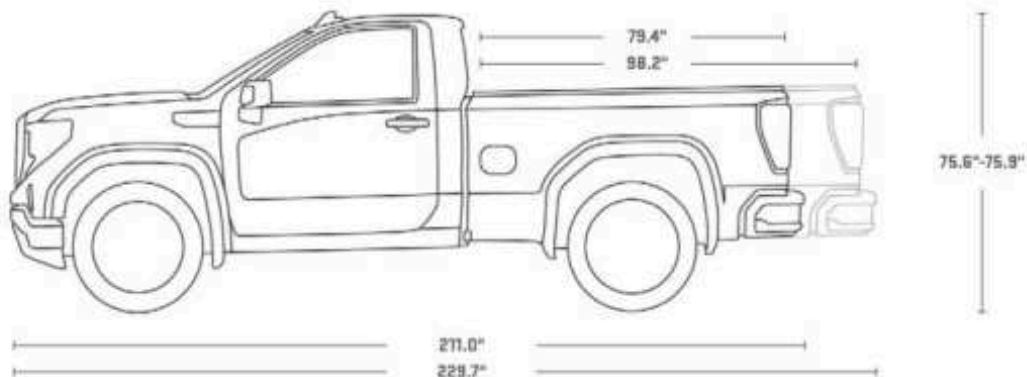
MAX CARGO VOLUME

71.7 cu. ft.¹ [standard bed]

81.9 cu. ft.¹ [long bed]

FRONT LEG ROOM

44.5"





KEY TRAILERING FEATURES

- † Available Super Cruise¹ driver-assistance technology with trailering
- † Up to 14 available camera views²
- † Available GMC ProGrade Trailering System with in-vehicle Trailering App³
- † Available smart trailer integration
- † Available Traction Select System with Tow/Haul mode
- † Available multicolor 15" diagonal Head-Up Display
- † Available World's First Six-Function GMC MultiPro Tailgate
- † Available trailering-assistance technologies:⁴ Jack-Knife Alert and Trailer Length Indicator for compatible conventional trailers

KEY SPECIFICATIONS

- † Maximum available conventional trailering: 13,300 lbs⁵ (as shown 6,900 lbs)
- † Maximum available horsepower: 420⁶
- † Maximum available torque: 495 lb-ft⁷
- † Maximum available payload: 2,230 lbs⁸
- † Maximum available seating capacity: 6⁹
- † Maximum available Crew Cab cargo bed volume: 71.7 cu. ft.¹⁰

POWERTRAIN

- † Available 6.2L V8 engine with 10-speed automatic transmission
- † Available 3.0L Duramax Turbo Diesel I6 engine with 10-speed automatic transmission
- † Available 5.3L V8 engine with 10-speed automatic transmission
- † Available TurboMax engine with 8-speed automatic transmission

¹Automatic Lane Change and Lane Change on Demand are not available while trailering. Always pay attention while driving and when using Super Cruise. Do not use a handheld device. Requires active Super Cruise plan or trial. Terms apply. Visit gmc.com/connectivity-technology/super-cruise for compatible roads and full details. ²Safety or driver-assistance features are no substitute for the driver's responsibility to operate the vehicle in a safe manner. Read the vehicle Owner's Manual for important feature limitations and information. Some camera views require available accessory camera and installation. Not compatible with all trailers. See your dealer for details. ³App functionality and features vary with vehicle equipment and trim level. Data connection may be required. Some features require active service plan and working electrical system. Terms and limitations apply. ⁴Safety or driver-assistance features are no substitute for the driver's responsibility to operate the vehicle in a safe manner. Read the vehicle Owner's Manual for important feature limitations and information. ⁵13,300-lb rating requires a properly equipped Double Cab 2WD model with available 3.0L Duramax Turbo Diesel I6 engine, Max Trailering Package and 20" wheels and tires. Maximum trailering ratings are intended for comparison purposes only. Before you buy a vehicle or use it for trailering, carefully review the trailering section of the Owner's Manual. The trailering capacity of your specific vehicle may vary. The weight of passengers, cargo and options or accessories may reduce the amount you can trailer. ⁶Requires available 6.2L V8 engine. ⁷Requires available 3.0L Duramax Turbo Diesel I6 engine. ⁸Requires properly equipped Regular Cab 2WD model with TurboMax engine. These maximum payload ratings are intended for comparison purposes only. Before you buy a vehicle or use it to haul people or cargo, carefully review the vehicle loading section of the Owner's Manual and check the carrying capacity of your specific vehicle as the label on the inside of the driver's doorjamb. ⁹Requires Double Cab or Crew Cab model with front 40/20/40 bench seat. ¹⁰Requires standard bed model. Cargo and load capacity limited by weight and distribution.

TURBOMAX ENGINE SPECIFICATIONS

CAB	BED	MAX GVWR (LBS) ¹	MAX GCWR (LBS) ²	AXLE RATIO	MAX CONVENTIONAL HITCH TRAILERING (LBS) ³	MAX FIFTH-WHEEL HITCH TRAILERING (LBS) ³	MAX GOOSENECK HITCH TRAILERING (LBS) ³	BASE PAYLOAD (LBS) ⁴
Crew 2WD	Short	6,900	14,500	3.42	9,100	9,100	9,100	2,000
Crew 4WD	Short	7,000	14,500	3.42	8,900	8,600	8,800	1,980
Crew 4WD	Standard	7,000	14,500	3.42	8,900	8,900	8,900	1,930
Double 2WD	Standard	6,800	14,500	3.42	9,100	9,000	9,000	2,020
Double 4WD	Standard	7,000	14,500	3.42	8,900	8,900	8,900	2,070
Regular 2WD	Standard	6,700	14,500	3.42	9,100	9,000	9,000	2,230
Regular 4WD	Standard	6,800	14,500	3.42	8,900	8,700	8,700	2,110
Regular 2WD	Long	6,800	14,500	3.42	9,500	9,400	9,400	2,230
Regular 4WD	Long	6,900	14,500	3.42	9,200	9,100	9,100	2,090

5.3L V8 ENGINE SPECIFICATIONS

CAB	BED	MAX GVWR (LBS) ¹	MAX GCWR (LBS) ²	AXLE RATIO	MAX CONVENTIONAL HITCH TRAILERING (LBS) ³	MAX FIFTH-WHEEL HITCH TRAILERING (LBS) ³	MAX GOOSENECK HITCH TRAILERING (LBS) ³	BASE PAYLOAD (LBS) ⁴
Crew 2WD	Short	6,900	15,000	3.23	9,400	9,100	9,100	1,960
Crew 2WD (w/Max Trailering Package)	Short	7,100	16,800	3.42	11,300	9,000	9,000	2,020
Crew 4WD	Short	7,100	15,000	3.23	9,200	8,300	8,300	1,960
Crew 4WD (w/Max Trailering Package)	Short	7,300	16,800	3.42	10,800	8,900	8,900	2,000
Crew 4WD	Standard	7,100	15,000	3.23	9,000	7,300	7,300	1,910
Crew 4WD (w/Max Trailering Package)	Standard	7,300	16,800	3.42	10,800	8,200	8,200	1,950
Double 2WD	Standard	6,800	15,000	3.23	9,500	8,400	8,400	1,890
Double 2WD (w/Max Trailering Package)	Standard	7,100	16,800	3.42	11,200	10,000	10,000	2,040
Double 4WD	Standard	7,000	15,000	3.23	9,300	8,400	8,400	1,890
Double 4WD (w/Max Trailering Package)	Standard	7,300	16,800	3.42	11,000	9,600	9,600	2,030
Regular 2WD	Long	6,900	15,000	3.23	9,800	9,700	9,700	2,320
Regular 4WD	Long	6,900	15,000	3.23	9,500	9,300	9,300	1,970

¹Maximum Gross Vehicle Weight Rating (GVWR). When properly equipped, includes weight of vehicle, passengers, cargo and equipment. ²Gross Combination Weight Rating (GCWR). When properly equipped, includes weight of vehicle and trailer combination, including the weight of driver, passengers, fuel, optional equipment and cargo in the vehicle and trailer. ³Maximum trailering ratings are intended for comparison purposes only. Before you buy a vehicle or use it for trailering, carefully review the trailering section of the Owner's Manual. The trailering capacity of your specific vehicle may vary. The weight of passengers, cargo and options or accessories may reduce the amount you can trailer. ⁴Base payload ratings are intended for comparison purposes only. Before you buy a vehicle or use it to haul people or cargo, carefully review the vehicle loading section of the Owner's Manual and check the carrying capacity of your specific vehicle on the label on the inside of the driver's doorjamb.

6.2L V8 ENGINE SPECIFICATIONS

CAB	BED	MAX GVWR (LBS) ¹	MAX GCWR (LBS) ²	AXLE RATIO	MAX CONVENTIONAL HITCH TRAILERING (LBS) ³	MAX FIFTH-WHEEL HITCH TRAILERING (LBS) ⁴	MAX GOOSENECK HITCH TRAILERING (LBS) ⁵	BASE PAYLOAD (LBS) ⁶
Crew 4WD	Short	7,000 ¹	15,000	3.23	8,900 ³	6,600 ⁴	6,600 ⁵	1,710 ⁶
Crew 4WD (w/Max Trailering Package)	Short	7,300	19,100 ²	3.42	13,100 ³	8,200	8,200	1,870
Crew 4WD	Standard	7,000 ¹	15,000	3.23	8,900 ³	6,300 ⁴	6,300 ⁵	1,660 ⁶
Crew 4WD (w/Max Trailering Package)	Standard	7,300	19,100 ²	3.42	13,000 ³	7,800	7,800	1,830

3.0L DURAMAX TURBO DIESEL I6 ENGINE SPECIFICATIONS

CAB	BED	MAX GVWR (LBS) ¹	MAX GCWR (LBS) ²	AXLE RATIO	MAX CONVENTIONAL HITCH TRAILERING (LBS) ³	MAX FIFTH-WHEEL HITCH TRAILERING (LBS) ⁴	MAX GOOSENECK HITCH TRAILERING (LBS) ⁵	BASE PAYLOAD (LBS) ⁶
Crew 2WD	Short	7,000	15,000	3.23	9,200	7,500	7,500	1,840
Crew 2WD (w/Max Trailering Package)	Short	7,300	19,000 ²	3.73	13,100 ³	7,800	7,800	1,860
Crew 4WD	Short	7,200	15,000	3.23	8,900 ³	6,200 ⁴	6,200 ⁵	1,790 ⁶
Crew 4WD (w/Max Trailering Package)	Short	7,300	19,000 ²	3.73	12,900 ³	7,500	7,500	1,850
Crew 4WD	Standard	7,200	15,000	3.23	8,700 ³	5,900 ⁴	5,900 ⁵	1,740 ⁶
Crew 4WD (w/Max Trailering Package)	Standard	7,300	19,000 ²	3.73	12,500 ³	6,900	6,900	1,900
Double 2WD	Standard	6,900	15,000	3.23	9,300	7,900	7,900	1,760
Double 2WD (w/Max Trailering Package)	Standard	7,100	19,000 ²	3.73	13,300 ³	8,900	8,900	1,880
Double 4WD	Standard	7,100	15,000	3.23	9,000	7,400	7,400	1,720
Double 4WD (w/Max Trailering Package)	Standard	7,300	19,000 ²	3.73	13,100 ³	8,900	8,900	1,870

¹Maximum Gross Vehicle Weight Rating (GVWR). When properly equipped, includes weight of vehicle, passengers, cargo and equipment. ²Gross Combination Weight Rating (GCWR). When properly equipped, includes weight of vehicle and trailer combination, including the weight of driver, passengers, fuel, optional equipment and cargo in the vehicle and trailer. ³Maximum trailering ratings are intended for comparison purposes only. Before you buy a vehicle or use it for trailering, carefully review the trailering section of the Owner's Manual. The trailering capacity of your specific vehicle may vary. The weight of passengers, cargo and options or accessories may reduce the amount you can trailer. ⁴Base payload ratings are intended for comparison purposes only. Before you buy a vehicle or use it to haul people or cargo, carefully review the vehicle loading section of the Owner's Manual and check the carrying capacity of your specific vehicle on the label on the inside of the driver's doorjamb. ⁵AT4 max GVWR is 7,000 lbs. ⁶AT4 max trailering capacity is 8,000 lbs. AT4X short bed max trailering capacity is 8,700 lbs. ⁷AT4 max trailering capacity is 7,000 lbs. AT4X max trailering capacity is 5,000 lbs. ⁸AT4 base payload is 1,650 lbs. AT4X base payload is 1,350 lbs. ⁹Requires 20" wheels and tires. ¹⁰AT4 max GVWR is 7,000 lbs. ¹¹AT4 max trailering capacity is 6,800 lbs. ¹²AT4 base payload is 1,600 lbs. ¹³AT4 max trailering capacity is 8,800 lbs. ¹⁴AT4 max trailering capacity is 6,700 lbs. ¹⁵AT4 base payload is 1,670 lbs. AT4X base payload is 1,380 lbs. ¹⁶AT4 max trailering capacity is 8,800 lbs. ¹⁷AT4 max trailering capacity is 6,400 lbs. ¹⁸AT4 base payload is 1,620 lbs.

ENGINE SPECIFICATIONS

ENGINE	BORE & STROKE (IN./MM)	BLOCK MATERIAL	CYLINDER HEAD MATERIAL	COMPRESSION RATIO	VALVETRAIN	FUEL DELIVERY	HORSEPOWER	TORQUE
TurboMax (L5B)	3.63 x 4.01 / 92.25 x 102	Cast aluminum	Cast aluminum	10.0:1	Dual overhead camshafts, four valves per cylinder, continuously Variable Valve Timing	Direct high-pressure fuel injection	310 @ 5600	430 @ 3000
5.3L gas V8 (L84)	3.78 x 3.62 / 96 x 92	Cast aluminum	Cast aluminum	11.0:1	Overhead valve, two valves per cylinder, Variable Valve Timing	Direct high-pressure fuel injection	355 @ 5600	383 @ 4100
6.2L gas V8 (L87)	4.06 x 3.62 / 103.25 x 92	Cast aluminum	Cast aluminum	11.0:1	Overhead valve, two valves per cylinder, Variable Valve Timing	Direct high-pressure fuel injection	420 @ 5600	460 @ 4100
3.0L Duramax Turbo Diesel (L20)	3.30 x 3.54 / 84 x 90	Cast aluminum	Cast aluminum	15.0:1	Dual overhead camshafts, four valves per cylinder, Variable Valve Timing	High-pressure, common-rail direct injection	305 @ 3750	485 @ 2750

TRANSMISSION SPECIFICATIONS

TRANSMISSION TYPE	FIRST	SECOND	THIRD	FOURTH	FIFTH	SIXTH	SEVENTH	EIGHTH	NINTH	TENTH	REVERSE	FINAL DRIVE RATIO (STD./OPT.)
6L90 8-speed automatic (TurboMax)	4.56	2.97	2.08	1.69	1.27	1.00	0.85	0.85	-	-	3.62	3.42/-
10L80 10-speed automatic (5.3L, 6.2L and 3.0L Turbo Diesel)	4.70	2.99	2.18	1.78	1.53	1.28	1.00	0.85	0.69	0.64	4.87	3.23/3.73 diesel 3.23/3.42 gas



PROGRADE TRAILERING SYSTEM

GMC's available ProGrade Trailering System includes advanced technologies for increased views and confidence. It helps when hooking up your trailer, while on the road and when backing your trailer into place.



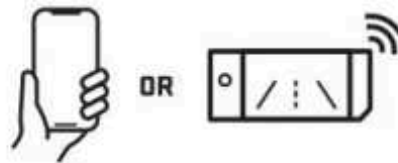
myGMC MOBILE APP⁴

The available myGMC Mobile App⁴ allows you to create and manage trailer profiles (shareable with other compatible Sierra owners), run a Trailer Light Sequence Test to help ensure trailer lights are in working order, reference predeparture checklists and use a Trailer Load Calculator to determine the combined weight of your vehicle and trailer. You can view and receive alerts on key components of your trailer such as tire pressure monitoring³ and trailer miles. There's also a glossary filled with trailering-related materials.



IN-VEHICLE TRAILERING APP¹


The available in-vehicle Trailering App¹ is integrated into the infotainment system² and includes the ability to create five defined trailer profiles based on trailer name, trailer type and trailer hitch type. There are also maintenance reminders, predeparture checklists, a Trailer Light Sequence Test, a Trailer Tire Pressure Monitoring System³ and a counter for trailer mileage and fuel economy.



SMART TRAILER INTEGRATION

The available ASA Electronics IN•Command[®] Control System⁵ is designed to integrate with and be accessible through the myGMC Mobile App⁴ (on compatible iPhones[®] and Android[™] smartphones) or on the infotainment system via Apple CarPlay[®] and Android Auto⁷ compatibility. The IN•Command Control System allows you to monitor and control a range of smart system functions such as water tank levels, climate controls and power slide-outs in recreational trailers equipped with GlobalConnect technology.

¹App functionality and features vary with vehicle equipment and trim level. Data connection may be required. Some features require active service plan and working electrical system. Terms and limitations apply. ²Functionality varies by model. Full functionality requires compatible Bluetooth and smartphone, and USB connectivity for some devices. ³Requires available Trailer Tire Pressure Monitoring System and installation of trailer tire pressure monitor sensors. ⁴Available on select Apple[®] and Android devices. Service availability, features and functionality vary by vehicle, device and the plan you are enrolled in. Terms apply. Device data connection required. See onstar.com for details and limitations. ⁵IN•Command is provided by ASA Electronics and is designed to operate within 30 feet of the trailer. Works with trailers equipped with IN•Command Control System with GlobalConnect via Bluetooth connection. Control and monitoring functionality varies by trailer manufacturer model and installed options. Use of the IN•Command Control System features through the myGMC Mobile App requires an active service plan. User terms apply. See onstar.com for details and limitations. ⁶Vehicle user interface is a product of Apple[®] and its terms and privacy statements apply. Requires compatible iPhone[®] and data plan rates apply. Apple CarPlay is a trademark of Apple, Inc. Siri, iPhone and iTunes are trademarks of Apple, Inc., registered in the U.S. and other countries. ⁷Vehicle user interface is a product of Google, and its terms and privacy statements apply. Wireless use of Android Auto requires a compatible Android TLD[®] phone and compatible active data plan. Check g.co/androidauto/requirements for compatibility. Android and Android Auto are trademarks of Google LLC.

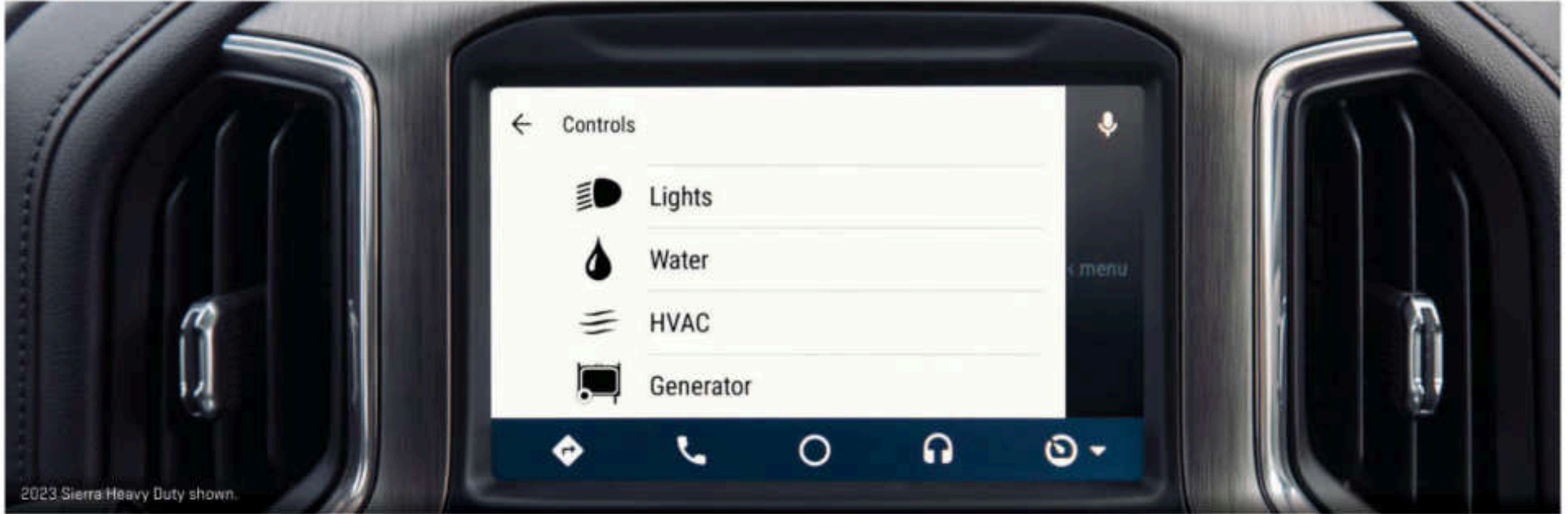


INNOVATIVE WAYS TO TAKE CONTROL

The available myGMC Mobile App¹ helps elevate your ownership experience in many ways. It's also a powerful and useful tool when it comes to trailering.

IN A PROPERLY EQUIPPED VEHICLE, YOU'LL HAVE THESE USEFUL FUNCTIONS AT YOUR FINGERTIPS:

- Trailer Light Sequence Test
- Trailer tire pressure alerts²
- Load calculator
- Maintenance reminders
- Predeparture checklists
- Mileage and fuel economy counter
- Profile sharing
- Smart trailer controls
- Glossary of terms



2023 Sierra Heavy Duty shown.

PUTTING YOU IN COMMAND LIKE NEVER BEFORE

The available Smart Trailer Control System effectively turns your smartphone into a remote control. Accessible through the available myGMC Mobile App¹ or through the infotainment system (via Apple CarPlay² and Android Auto³ compatibility), the Smart Trailer Control System allows you to control many of your compatibly equipped IN-Command Control System⁴ trailer functions through a Bluetooth⁵ connection. It's a seamless way to stay informed and in command.

TAKE CONTROL OF THE FOLLOWING FUNCTIONS AND SYSTEMS IN YOUR COMPATIBLE ATTACHED TRAILER:

- Adjust climate controls
- Turn the water pump on/off
- Turn the heater on/off
- Turn interior lights on/off
- Turn exterior lights on/off
- Check real-time status of the water tank level
- Check real-time status of the battery life
- Check fuel level of the generator
- Prime and start the generator
- Open and close slide-outs (vehicle and trailer must be parked)
- Open and close awnings (vehicle and trailer must be parked)
- Adjust jacks (vehicle and trailer must be parked)

1 Available on select Apple[®] and Android devices. Service availability, features and functionality vary by vehicle, device and the plan you are enrolled in. Terms apply. Device data connection required. See onstar.com for details and limitations. ²Vehicle user interface is a product of Apple[®] and its terms and privacy statements apply. Requires compatible iPhone[®] and data plan rates apply. Apple CarPlay is a trademark of Apple, Inc. Siri, iPhone and iTunes are trademarks of Apple, Inc., registered in the U.S. and other countries. ³Vehicle user interface is a product of Google, and its terms and privacy statements apply. Wireless use of Android Auto requires a compatible Android 11.0+ phone and compatible active data plan. Check g.co/androidauto/requirements for compatibility. Android and Android Auto are trademarks of Google LLC. ⁴IN-Command is provided by AGA Electronics and is designed to operate within 30 feet of the trailer. Works with trailers equipped with IN-Command Control System with GlobalConnect via Bluetooth connection. Control and monitoring functionality varies by trailer manufacturer model and installed options. Use of the IN-Command Control System features through the myGMC Mobile App requires an active service plan. User terms apply. See onstar.com for details and limitations. ⁵The Bluetooth[®] word mark and logos are owned by Bluetooth SIG, Inc., and any use of such marks by General Motors is under license. Other trademarks and trade names are those of their respective owners. Go to mygmc.com/learnabout/bluetooth to find out which phones are compatible with the vehicle. Full Bluetooth feature functionality varies by device, model and software version.



UP TO

14 AVAILABLE CAMERA VIEWS¹

1. Transparent trailer view [requires compatible trailer]
2. Hitch View
3. Cargo bed view [with zoom view and Hitch Guidance]

4. Front camera view
5. Rear camera view
6. Surround view
7. Front top-down view
8. Rear top-down view
9. Front side view

10. Rear side view [with trailer biasing]
[requires compatible conventional trailer]
11. Rear trailer view [with guidelines and Trailer Angle Indicator] [requires compatible trailer]
12. Inside trailer view
13. Picture-in-picture side view
14. Rear Camera Mirror

CAMERA-VIEW COMPATIBILITY

ALL TRAILERS MAY NOT BE COMPATIBLE. THIS CHART IS FOR REFERENCE ONLY.

CAMERA VIEW	HITCH TYPE	TRAILER TYPE	DIMENSIONS REQUIRED
Rear trailer view with Trailer Angle Indicator ¹	Conventional ²	Box/enclosed ³	Yes
Rear trailer view ¹	Most	Most	N/A
Rear side view	Most	Most	N/A
Rear side view with trailer biasing	Conventional ²	Box/enclosed ³	Yes
Rear side view with Trailer Length Indicator (turn-signal activated)	Most	Box/enclosed ³	Yes
Transparent trailer view ¹	Most	Box/enclosed ³	Yes
Jack-Knife Alert	Conventional ²	Box/enclosed ³	Yes
Picture-in-picture side view ¹	Most	Most	N/A
Inside trailer view ¹	Most	Most	N/A
Bed view	N/A	N/A	N/A
Bed view with zoom and Hitch Guidance	Fifth-wheel/gooseneck	Most	N/A
Hitch View	Conventional ²	Most	N/A

Safety or driver-assistance features are no substitute for the driver's responsibility to operate the vehicle in a safe manner. The driver should remain attentive to traffic, surroundings and road conditions at all times. Visibility, weather and road conditions may affect feature performance. Read the vehicle Owner's Manual for more important feature limitations and information.

¹Requires available accessory camera and installation. Not compatible with all trailers. See your dealer for details. ²Conventional trailer hitch type is any trailer that connects to a trailer hitch using a coupler and ball mount, as opposed to a fifth-wheel or gooseneck connection. ³Box/enclosed trailer is a type of trailer that has walls and a roof to completely enclose cargo and keep it protected from the elements. ⁴Requires available accessory camera and installation. Not compatible with all trailers. This camera view has a trailer-length limitation. See your dealer for details.

FOLLOW THESE CALIBRATION TIPS FOR SUCCESSFUL SETUP:**01.
DRIVE BELOW 31 MPH**

Driving faster may delay calibration.

**02.
DRIVE STRAIGHT**

Excessive steering may extend calibration time.

**03.
USE GOOD LIGHT**

Calibration should be attempted when there is enough light.

**04.
SET UP IN GOOD WEATHER**

Calibration during snow or heavy rain should be avoided.

**05.
USE A FLAT, DEFINED ROAD**

Avoid gravel, dirt or unmarked roads.

**06.
USE THE PROPER CONNECTION**

Ensure that the camera is connected to the correct input.

**07.
USE THE CORRECT LOCATION**

The accessory camera should be mounted and angled inside the defined mounting location [see camera installation instructions].

**08.
CHECK FOR A CLEAN LENS**

Cameras obstructed by dirt or debris may hinder calibration.

**09.
CHECK FOR A CLEAR VIEW**

The accessory trailer camera should have an unobstructed view (no spare tire, bike/cargo racks, etc.). Shadows may be perceived as obstructions. Attempt to calibrate while driving in an alternate direction if possible.

**10.
ENSURE DIMENSIONS
ARE CORRECT**

Enter accurate measurements made to the nearest inch.

**11.
MEASURE CORRECTLY**

Use the width of the box of the trailer. Do not include the width of the wheels. This helps transparent trailer view and Jack-Knife Alert to work accurately.

**12.
MEASURE V-NOSE
TRAILERS CORRECTLY**

For V-nose trailers, when measuring the distance between the ball and the front of the trailer, you should measure the distance to the widest part of the trailer, not to the point on the nose.

Safety or driver-assistance features are no substitute for the driver's responsibility to operate the vehicle in a safe manner. The driver should remain attentive to traffic, surroundings and road conditions at all times. Visibility, weather and road conditions may affect feature performance. Read the vehicle Owner's Manual for more important feature limitations and information.

Transparent trailer view requires available accessory camera and installation. Not compatible with all trailers. This camera view has a trailer-length limitation. See your dealer for details.

SELECT TRAILERING TECHNOLOGY AVAILABILITY BY TRIM

For more information on these technologies, visit gmc.com.

TRAILERING TECHNOLOGY

In-vehicle Trailering App¹

myGMC Mobile App²

Smart trailer integration

Tow/Haul mode

Auto Electric Parking Brake

Hill Start Assist

Diesel Exhaust Brake System

Trailering mirrors

Integrated trailer brake controller

Trailer Sway Control

Transmission temperature gauge

	PRO	SLE	ELEVATION	SLT	AT4	AT4X	DENALI	DENALI ULTIMATE
In-vehicle Trailering App ¹	-	○	○	○	●	●	●	●
myGMC Mobile App ²	○	○	○	○	○	○	○	○
Smart trailer integration	○	○	○	○	○	○	○	○
Tow/Haul mode	●	●	●	●	●	●	●	●
Auto Electric Parking Brake	-	○	○	○	●	●	●	●
Hill Start Assist	●	●	●	●	●	●	●	●
Diesel Exhaust Brake System	-	○	○	○	●	●	○	○
Trailering mirrors	○	○	○	○	○	-	○	-
Integrated trailer brake controller	○	○	○	○	●	●	●	●
Trailer Sway Control	●	●	●	●	●	●	●	●
Transmission temperature gauge	●	●	●	●	●	●	●	●

● Standard ○ Available - Not Available

CONTINUED

¹App functionality and features vary with vehicle equipment and trim level. Data connection may be required. Some features require active service plan and working electrical system. Terms and limitations apply. ²Available on select Apple® and Android devices. Service availability, features and functionality vary by vehicle, device and the plan you are enrolled in. Terms apply. Device data connection required. See onstar.com for details and limitations.

SELECT TRAILERING TECHNOLOGY AVAILABILITY BY TRIMFor more information on these technologies, visit gmc.com.**TRAILERING TECHNOLOGY CONTINUED**Hitch Guidance¹Rear Vision Camera¹High Definition Surround Vision¹

Trailer hitch platform

7-wire harness with independent fused trailering circuits

7-pin and 4-pin connector

7-pin connector and 2 auxiliary camera ports

Up to 12 camera views,² including transparent trailer view³Up to 13 camera views,² including transparent trailer view³Up to 14 camera views,² including transparent trailer view³Rear trailer guidelines with Trailer Angle Indicator³Trailer Length Indicator³Jack-Knife Alert³

	PRO	SLE	ELEVATION	SLT	AT4	AT4X	DENALI	DENALI ULTIMATE
Hitch Guidance ¹	○	●	●	●	●	●	●	●
Rear Vision Camera ¹	●	●	●	●	●	●	●	●
High Definition Surround Vision ¹	-	○	○	○	●	●	●	●
Trailer hitch platform	○	●	●	●	●	●	●	●
7-wire harness with independent fused trailering circuits	●	●	●	●	●	●	●	●
7-pin and 4-pin connector	○	●	●	●	-	-	-	-
7-pin connector and 2 auxiliary camera ports	-	○	○	○	●	●	●	●
Up to 12 camera views, ² including transparent trailer view ³	-	○	-	○	-	-	-	-
Up to 13 camera views, ² including transparent trailer view ³	-	-	○	-	-	-	-	-
Up to 14 camera views, ² including transparent trailer view ³	-	-	-	-	○	○	○	○
Rear trailer guidelines with Trailer Angle Indicator ³	-	○	○	○	○	○	○	○
Trailer Length Indicator ³	-	○	○	○	●	●	●	●
Jack-Knife Alert ³	-	○	○	○	●	●	●	●

● Standard ○ Available - Not Available

¹Safety or driver-assistance features are no substitute for the driver's responsibility to operate the vehicle in a safe manner. Read the vehicle Owner's Manual for important feature limitations and information. ²Safety or driver-assistance features are no substitute for the driver's responsibility to operate the vehicle in a safe manner. Read the vehicle Owner's Manual for important feature limitations and information. Some camera views require available accessory camera and installation. Not compatible with all trailers. See your dealer for details. ³Feature not compatible with fifth-wheel or gooseneck trailers.

IMPORTANT TERMS

CURB WEIGHT

The weight of a vehicle with all of the standard and optional equipment and a full tank of fuel, but without any passengers or cargo.

GROSS VEHICLE WEIGHT (GVW)

The combined weight of the vehicle and all passengers and cargo.

GROSS VEHICLE WEIGHT RATING (GVWR)

This number is the maximum amount a tow vehicle may weigh. Everything that contributes to the weight of the tow vehicle is featured in this rating, including the weight of the vehicle, driver and all passengers, fuel, payload, tongue load of the trailer, the weight of the hitch and all optional equipment. The GVWR is displayed on the driver's door or door-lock pillar label of your GMC vehicle. The GVW must never exceed the GVWR.

GROSS COMBINED WEIGHT (GCW)

The GVW plus the loaded trailer weight.

GROSS COMBINED WEIGHT RATING (GCWR)

The total allowable weight of the completely loaded vehicle and trailer, including any fuel, passengers, cargo, equipment and accessories.

CARGO WEIGHT

The weight of all items added to the curb weight of the vehicle, including cargo and optional equipment. When towing, cargo weight also includes the trailer tongue or hitch weight.

MAX PAYLOAD

The maximum allowable weight of passengers plus cargo that the vehicle is designed to carry.

GROSS AXLE WEIGHT (GAW)

The total weight placed on a single axle (front or rear).

GROSS AXLE WEIGHT RATING (GAWR)

This is the weight that each axle is capable of supporting. The load on each axle must not exceed the GAWR. The GAWR for each GMC vehicle is displayed on the driver's door or door-lock pillar label.

GROSS TRAILER WEIGHT

The weight of a loaded trailer.

TONGUE (OR HITCH) WEIGHT

The tongue weight is the total amount of trailer weight that is pressing down on the trailer hitch. Keep in mind that the way a trailer is loaded affects the overall tongue weight and will also affect the handling of the tow vehicle when trailering.

TRAILER HITCH STYLES

SELECTING THE RIGHT HITCH

Choosing the right hitch, while ensuring proper electrical connections are made, affects how your vehicle handles, corners and brakes, and allows you to alert other drivers of your intentions. Before selecting a hitch or trailering package, you should be familiar with the weight ratings specific to your GMC vehicle.

WEIGHT-CARRYING HITCH

This consists of a hitch ball mounted on a step bumper or draw bar, or a tow eye latched to a pintle hook. Hitch balls are available in a range of sizes. Make sure that the diameter of your hitch ball matches your trailer coupler. Also check that the ball and ball mount meet or exceed the Gross Trailer Weight Rating.

WEIGHT-DISTRIBUTING HITCH

This is most often used for heavier trailering. This hitch type more evenly distributes the trailer load by using spring bars to shift some of the hitch weight forward onto the tow vehicle's front axle and rearward to the trailer's axles.

FIFTH-WHEEL HITCH AND GOOSENECK HITCH

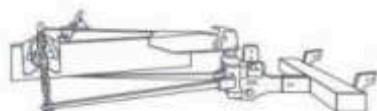
These are designed for heavy trailering. Located in the bed of the truck, these hitch types are most frequently used with travel trailers, horse trailers and other large trailers.



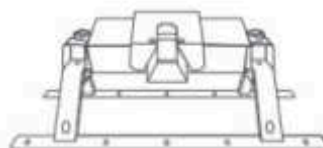
HITCH BALL ON STEP BUMPER



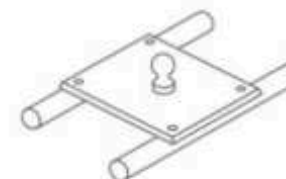
HITCH BALL ON DRAW BAR



WEIGHT-DISTRIBUTING HITCH



FIFTH-WHEEL HITCH



GOOSENECK HITCH

TRAILERING ON THE ROAD

CONVENTIONAL TRAILER

While typically used to describe recreational trailers, such as campers or boat trailers, conventional trailers generally utilize a ball-type hitch.



FIFTH-WHEEL TRAILER


Fifth-wheel trailers can be slightly larger than conventional trailers and offer a wide range of configurations. These trailers are designed specifically for pickups equipped with a fifth-wheel hitch.



Sierra Heavy Duty shown.

GOOSENECK TRAILER

Gooseneck trailers place the hitch weight of the trailer over the rear axle of the truck rather than the rear bumper.



Sierra Heavy Duty shown.

HOW TO READ A TRAILERING LABEL

Jul 28 2022 23:57:25 1F3 2GA3695051

gm TRAILERING INFORMATION

XXXXXXXXXXXXXXXXXXXX

VEHICLE AND TRAILER MUST NOT EXCEED ANY OF THESE VALUES.

GVWR:	4972 KG / 10960 LBS
GCWR:	11793 KG / 26000 LBS
RGAWR:	2994 KG / 6600 LBS
CURB WEIGHT:	3397 KG / 7488 LBS
MAX PAYLOAD:	1575 KG / 3472 LBS

SAE J2807 TRAILER WEIGHT RATING (TWR) FOR VEHICLE CONFIGURATION.

CONVENTIONAL TWR:	6577 KG / 14500 LBS
MAX TONGUE WEIGHT:	658 KG / 1450 LBS
GOOSENECK TWR:	8237 KG / 18160 LBS
MAX TONGUE WEIGHT:	1238 KG / 2730 LBS

SEE OWNER'S MANUAL FOR MORE INFORMATION

Sierra Heavy Duty trailering label shown.

Included on all Sierra 1500 models is a Trailering Information label.

A GVWR = GROSS VEHICLE WEIGHT RATING

This number is the maximum amount a tow vehicle may weigh. Everything that contributes to the weight of the tow vehicle is featured in this rating, including the weight of the vehicle, driver and all passengers, fuel, payload, tongue load of the trailer, the weight of the hitch and all optional equipment. The GVWR is displayed on the driver's door or door-lock pillar label of your GMC vehicle. The Gross Vehicle Weight must never exceed the GVWR.

B GCWR = GROSS COMBINED WEIGHT RATING

The total allowable weight of the completely loaded vehicle and trailer, including any fuel, passengers, cargo, equipment and accessories.

C RGAWR = REAR GROSS AXLE WEIGHT RATING

This is the weight that the rear axle is capable of supporting. The load on the axle must not exceed the RGAWR. The RGAWR for each GMC vehicle is displayed on the driver's door or door-lock pillar label.

D MAX PAYLOAD

The maximum allowable weight of passengers plus cargo that the vehicle is designed to carry.

E TWR = TRAILER WEIGHT RATING

This section of the label provides the ratings for your vehicle's specific configuration.

KEY AVAILABLE ACCESSORIES



HARD FOLDING TONNEAU COVER



**MULTIPRO TAILGATE AUDIO SYSTEM
BY KICKER®¹**



**FRONT-ROW PREMIUM ALL-WEATHER
FLOOR LINERS**



HIGH-CLEARANCE OFF-ROAD ASSIST STEPS



GMC ILLUMINATED EMBLEM IN RED



22" MULTI-SPOKE WHEELS IN GLOSS BLACK²

¹Non-GM warranty. Limited warranty by KICKER®. 3 years/36,000 miles, whichever comes first. For more information, contact your dealer. ²Use only GM-approved tire and wheel combinations. See gmc.com/accessories for important tire and wheel information, or see your dealer. ©2024 General Motors. All rights reserved. The marks appearing here are the trademarks or service marks of GM, its subsidiaries, affiliates or licensors.

SCAN
TO SEE
ALL

