

# GMC SUBURBAN



**RUGGED QUALITY TRUCKS**



## GMC SUBURBAN -IT'S ONE RUGGED WAGON!

GMC Sierra Classic Suburban with Exterior Decor Package.

GMC Suburban is versatile! It can fill a variety of transportation requirements for large families, churches, schools, governmental bodies and commercial and recreational activity. It's ideal for ride sharing and travel—seats up to nine adults with available seating and has plenty of room for luggage. Carries payloads up to 3,578 lbs. in 144 cu. ft. of cargo space with available rear seats removed and middle seat folded down. Four-wheel-drive models add additional versatility.

### NEW LOOK FOR SUBURBANS

Looks new . . . feels new . . . weighs less . . . looks great . . . offers the new GM ESC (Electronic Spark Control) on the 5.0 V8 engine, standard on 2-WD C-1500 models (not available in California) . . . and a new 4-WD system on 4-WD models . . . that's GMC Suburban for '81! It's value.

The front-end sheet metal was redesigned for reduced weight and new appearance. New-style front end includes single rectangular lamps for standard, dual rectangular lamps for available Deluxe Front Appearance Package. Parking lamps are reset . . . they are newly located in the new front bumper, and an air dam is attached

2 to the front bumper on 1500 Series.

### NEW EXTERIOR APPEARANCE!

New-style available moldings are placed low on the body resulting in an elegant appearance for available special two-tone scheme and Exterior Decor Package. There are four new colors and 11 carryover colors. There are newly styled model designation plates and available bright wheelwell trim.

### INTERIORS ARE HANDSOME!

There are new colors, new trims, new fabrics and new features designed to make your road time more pleasurable.

### STANDARD SIERRA

Features a full-depth foam cushion front bench seat in Blue or new Doeskin-color striped vinyl; new-style instrument panel with provisions for front speakers for available stereo radio; color-keyed sunshades; new-style, color-keyed vinyl door trim panels with integral armrests. Tinted glass is standard.

### AVAILABLE SIERRA GRANDE

Trim level includes full-foam bench seat in standard striped vinyl or available custom cut-pile velour cloth, or custom leather-


grained vinyl in choice of Blue or new Doeskin. Also includes full-length Mystic-colored headliner, color-keyed rubber floor mats in front seat area (matching rear compartment floor mats with available second seat), door-activated front and rear dome lights, cigarette lighter with ashtray light, and carpet-type spare tire cover.

### AVAILABLE SIERRA CLASSIC

Offers custom velour cloth or custom leather-grain vinyl for the standard full-foam bench seat. Color choice of new Slate, new Doeskin, Carmine, or Blue. Front door trim includes an upper brushed stainless steel applique area, door closing strap, stowage pocket, and lower carpet trim. Also includes color-keyed carpeting, full-gage instrumentation.

### SEATING FOR 9 PASSENGERS

Standard front bench seat accommodates three. Available  $\frac{3}{4}$ - $\frac{1}{2}$  second seat handles three more; either or both sections can be folded flat for extra cargo space. Available third seat increases passenger seating to nine and still leaves 35 cu. ft. of cargo space at the rear.



**Flow-through power ventilation** is activated by switch on the standard heater. Outside air is blower-circulated through interior, exiting through door vents when the windows are closed. Uses heater blower. With available air conditioning, the driver has control of interior temperature in winter and summer.



Available wagon-styled tailgate has manually operated glass. Power drop window is available.



Standard panel-type dual rear doors have fixed glass, outside key lock.




Sierra Classic interior with available new custom velour cloth upholstery and available seating.

**GMC CONTINUOUS PROTECTION PLAN** This option offers service protection in addition to that provided by GM's new vehicle limited warranty. Ask your dealer about it. (Available in the USA and Canada during the 1981 model year.)

#### **A WORD ABOUT THIS CATALOG:**

We have tried to make this catalog as comprehensive and factual as possible and we hope you find it helpful. However, since the time of printing, some of the information you will find here may have been updated. Also, some of the equipment shown or described throughout this catalog is available as factory-installed options, as dealer accessories, and as specialized equipment from various independent suppliers at extra cost. Your dealer has details and, before ordering, you should ask him to bring you up to date.

The right is reserved to make changes at any time, without notice, in prices, colors, materials, equipment, specifications and models. Check with your GMC dealer for complete information.



**5.0 LITER, 4-BBL., V8 WITH NEW HIGH-COMPRESSION RATIO AND NEW ELECTRONIC SPARK CONTROL** Develops 160 SAE net horsepower @ 4400 RPM and 235 lb./ft. torque at 2000 RPM. Gives impressive performance because of its high, 9.2 to 1 compression ratio and new Electronic Spark Control to help control engine knock. Standard on C-1500 models (not available for California).

A 5.7 Liter V8, 4-bbl. gasoline engine with light-duty emissions is the standard engine for K-1500 and available for C-1500 models. The heavy-duty-emission version of the 5.7 V8 is standard for C-2500 and available for K-2500 models. A 7.4 Liter V8, 4-bbl. is available for C-2500 Suburban.

DISPLACEMENT, LITER	LIGHT-DUTY EMISSIONS WITH GVWR UNDER 8,500 POUNDS		HEAVY-DUTY EMISSIONS WITH GVWR OVER 8,500 POUNDS	
	5.0 LITER V8 WITH ESC*	5.7 LITER V8*	5.7 LITER V8*	7.4 LITER V8*
Engine Ordering Code	LE9+	LS9	LT9	LE8
Bore & Stroke, in.	3.74 x 3.48	4.0 x 3.48	4.0 x 3.48	4.25 x 4.0
Compression Ratio	9.2 to 1	8.2 to 1	8.3 to 1	7.9 to 1
SAE Net Horsepower @ RPM	160 @ 4400	165 @ 3800**	160 @ 3800†	210 @ 3800
SAE Net Torque Lbs./ft. @ RPM	235 @ 2000	275 @ 1600**	250 @ 2800†	340 @ 2800

\*Net HP 155 @ 3600, net torque 235 @ 1600 in California. †Engine not available in California. \*\*Net HP 155 @ 4000, net torque 240 @ 2800 for California. • Produced by GM, Chevrolet Motor Division

**A WORD ABOUT ENGINES.** GMC Suburbans are equipped with GM-built engines produced by Chevrolet Motor Division. See your dealer for details.

### A WORD ABOUT ASSEMBLY, COMPONENTS AND OPTIONAL EQUIPMENT IN THESE GMC PRODUCTS

The Suburbans described in this brochure are assembled at facilities of General Motors Corporation operated by Chevrolet Motor Division. These vehicles incorporate thousands of different components produced by various divisions of General Motors and by various suppliers to General Motors. From time to time during the manufacturing process, it may be necessary, in order to meet public demand for particular vehicles or equipment, or to meet federally mandated emissions, safety and fuel economy requirements, or for other reasons, to produce GMC products with different components or differently sourced components than initially scheduled. All such components have been approved for use in GMC products and will provide the quality performance associated with the GMC name.

**MAKE YOUR OWN TRACKS IN 4-WD SUBURBAN WITH NEW AUTOMATIC LOCKING FRONT HUBS!** All K-1500/2500 models feature a new lightweight aluminum transfer case with shift in a floor-mounted console. You can shift into 4-WD without leaving the vehicle at speeds up to 20 MPH. To return to 2-WD, simply stop, shift the transfer case into 2-WD, reverse vehicle direction by slowly backing about 10 feet, and you're ready for the highway.

**NEW 4-WD OFF-ROAD HANDLING PACKAGE** For off-road fun, consider the available new Front Quad Shock Package consisting of dual right and left 25-mm front shock absorbers and 32-mm rear shock absorbers. The package also includes a front axle pinion nose bumper mounted on the right frame side member to limit front axle windup.




GMC 4-WD Suburban for off-road travel.

**AVAILABLE ACCESSORIES** • Independently operated front/rear air conditioning • Power steering (standard on 4-WD) • Electric clock with new solid-state quartz mechanism • Automatic cruise control with new "resume" feature • Comfortilt steering wheel • Intermittent windshield wipers • Delco radios: AM, AM/FM, AM/FM stereo, AM/FM stereo with 8-track or cassette tape, AM/FM/CB with triband mast; factory-installed radio includes windshield antenna. Stereo units include two speakers in the instrument panel and two speakers forward of rear wheelhousing. • Power front door locks and windows • Tailgate with manual or electrically operated window • New one-way glass for rear side doors, rear side windows and rear door • Chromed bumpers and guards • Trailer hitch • Trailering Special package • Wheel covers and trim rings • Rally or styled wheels • Below-eyeline mirrors.

With respect to extra-cost optional equipment, make certain you specify the type of equipment you desire on your vehicle when ordering it from your dealer. Some options may be unavailable when your truck is built. Your dealer receives advice regarding current availability of options. You may ask the dealer for this information. GM also requests the dealer to advise you if an option you ordered is unavailable. We suggest that you verify that your truck includes the optional equipment you ordered, or if there are changes that they are acceptable to you. The GMC Suburbans described in this brochure are also available from Chevy dealers under the Chevy nameplate, Suburban.

# GMC SUBURBANS . . .

## MEET TODAY'S DEMANDS



For 1981, Suburbans have lost up to 279 lbs. of weight, depending upon model.

**Overall Structural Rigidity** is sought through double-walled construction of hood, front fenders, side doors, rear doors and available tailgate, and portions of the body. For '81, new front door hinge reinforcements and anchor plates and new compression-rebound-type body mounts have been added.

**Girder Beam Front Suspension** on 2-WD models permits front wheels to take the bumps and ruts independently and help smooth the ride.

**Transmission**—A 4-speed, fully synchronized manual transmission is standard on all Suburbans. Not available on C/K-1500 Series in California. Automatic transmission is available for all models.

**Salisbury-Type Rear Axle** is standard on all Suburban models. Features large ring gear, roller bearings, wide range of ratios. Locking differential is available with some models. New semifloating-type rear axle on C/K-2500 Series models is light weight and incorporates a 9½" ring gear; large 10½" ring gear is required with available 7.4 Liter engine.

**Two-Stage Multileaf Rear Springs** provide a soft ride with a light load and firm support when loaded to capacity. New rear springs are stress-shot-peened and Ionoclad-painted for corrosion resistance; springs include tip liners and

taper-rolled trimmed ends.

**Shock Absorbers**—Staggered rear shocks help control power hop. Heavy-duty shock absorbers are available on ½-ton models, standard on ¾-ton models. There's a new available Front Quad Shock Package for 4-WD models.

**Standard Power Ventilation** routes outside air into cab through cowl-integrated plenum chamber, exiting through door valves. New "OFF" mode on heater fan permits ventilation to operate only when operator desires.

**Brakes**—Standard hydraulic brake system, self-adjusting and computer-matched to GVWR, includes front disc brakes with audible warning sensor and rear drum brakes. '81 models feature new low-drag front disc brake calipers with quick-take-up master cylinder. '81 brake lines aft of the dash panel have added anti-corrosion measure with the addition of zinc-rich paint over the existing anti-corrosion terne plate coating.

**Fuel Tanks**—25-gallon-capacity fuel tank is standard. 31- or 40-gallon tank is available for extended driving range.

**Mufflers** feature double-wrapped shell and interior baffles of aluminized metal.

**Tires**—Radial tires are standard on 1500 Series models.

**Electrical Equipment**—Maintenance-free Delco Freedom battery never needs

refilling, features a built-in state-of-charge indicator and side-mounted terminals. Standard 37-amp Delcotron generator has transistorized built-in voltage regulator. Fuse panel with plug-in-type fuses. Wraparound taillights with Lexan lenses function as rear and side running lights, stop and backup lights. Dual-function light warns of parking brake engagement. High Energy Ignition produces up to 35,000 volts at each spark plug to help ignite marginal fuel/air mixtures. Helps cold-weather starting.

### GMC FIGHTS CORROSION!

**With Special Steels**—Special measures are employed to help keep your '81 Suburban looking good. New splash shields protect the engine compartment. New stone shields are attached ahead of the rear wheel openings.

**With Elpo-Dip Primer**—The entire Suburban body with doors attached is cleaned in a multistage zinc phosphate treatment, then immersed in vats of primer, coating hard-to-get-at corners and crevices. As the body travels through the solution, the primer is magnetically bonded to the metal.

**With Special Sealers**—Butyl rubber weather stripping is applied around doors and windows. Sealing compounds are applied to various joints and a finish coat of acrylic enamel is applied. Then an aluminum wax preservative is used to help protect certain inner areas.

# GMC

# GMC SUBURBAN TECHNICAL INFORMATION

SERIES	C-1500		C-2500		K-1500		K-2500		
	GVW Ratings, Lbs.	6,100, 6,800		8,500		6,100, 6,800		8,500	
Front Suspension	Independent Coil Springs				Salisbury Axle, Hypoid Drive; Single-Stage, 3-Leaf Springs				
Axle, Front, Cap., Lbs.	3,250		3,800		3,600		3,800		
Springs, Front	Std.	1,825	1,900		1,850		1,850		
Rated at Ground, Ea., Lbs.	Avail.	—	—		2,250		2,250		
Front Stabilizer Bar	Available		Standard		Standard		Standard		
Rear Suspension	Salisbury Axle, Hypoid Drive; Two-Stage, Multileaf Springs								
Axle, Rear, Cap., Lbs.	3,750		6,000		4,000		6,000		
Springs, Rear	Std.	2,000	3,000		2,000		3,000		
Rated at Ground, Ea., Lbs.	Avail.	—	—		—		—		
Axle Ratios	Standard Available		Standard Available		Standard Available		Standard Available		
5.0 Liter V8*	2.73 3.08		— —		— —		— —		
5.7 Liter V8	3.08, 2.73	3.08, 3.42, 3.73*	3.42, 4.10	3.73, 4.56	3.08, 3.42	3.42, 3.73	3.73, 4.10	4.10	
7.4 Liter V8	—		3.21	3.73, 4.10	—		—		
Shock Absorbers	Std.	25-mm		32-mm		25-mm		32-mm	
Front/Rear	Avail.	Heavy-Duty		—		Heavy-Duty#		Heavy-Duty#	
Brakes, Service	Hydraulic Power; Self-Adjusting								
Front	Std.	Disc		Disc		Disc		Heavy-Duty Disc	
Rear	Std.	Drum		Drum		Drum		Heavy-Duty Drum	
	Avail.	—		H.D. Vacuum Power		—		H.D. Vacuum Power	
Clutch, Dia., In.	11", 12"		12		12		12		
Engines	Std.	(LE9) 5.0 Liter V8, 4-Bl. w/ESC*		(LT9) 5.7 Liter V8, 4-Bl.		(LS9) 5.7 Liter V8, 4-Bl.		(LT9) 5.7 Liter V8, 4-Bl.	
	Avail.	(LS9) 5.7 Liter V8, 4-Bl.		(LE8) 7.4 Liter V8, 4-Bl.		—		—	
Steering	Std.	Manual		Manual		Power		Power	
	Avail.	Power		Power		—		—	
Transmission	Std.	4-Spd., Manual*		4-Spd., Manual		4-Spd., Manual*		4-Spd., Manual	
	Avail.	Automatic		Automatic		Automatic		Automatic	
Tires	Std.	P235/75R-15		9.50-16.50 (F) 9.50-16.5E (R)		215/75R-15		9.50-16.50 (F) 9.50-16.5E (R)	
Ply Rating	Avail.	P235/75R-15XL		9.50-16.5E		P235/75R-15XL		9.50-16.5E	

\*Not available in California.

ESC Electronic Spark Control.

# With available 5.7 Liter V8 engine.

#WB available front springs.



Standard Solid Color Scheme



Available Special Two-Tone



Available Exterior Decor Package

## SUBURBAN EXTERIOR PAINT SCHEMES

Standard paint comes in a choice of 15 solid colors. Available special two-tone scheme includes molding package; second color is added below body side and rear moldings. Exterior Decor Package includes the new body moldings (moldings included with Sierra Classic trim), dual-tone upper body side and rear decal stripes coordinated to paint color, and a new hood ornament; secondary color is applied between the decal stripes and the moldings.

## SUBURBAN TRAILERING SELECTOR GUIDE BY GCWR

MODEL SERIES	C-1500	K-1500	C-2500	C-2500	K-2500
ENGINE	LS9, 5.7 Liter	LS9, 5.7 Liter	LT9, 5.7 Liter	LE8, 7.4 Liter	LT9, 5.7 Liter
TRANSMISSION	Automatic	Automatic	Automatic	Automatic	Automatic
REAR AXLE RATIO	3.73 to 1	3.73 to 1	4.10 to 1	3.73/4.10 to 1	4.10 to 1
GCWR SHOWN ON SUBURBAN NAMEPLATE	11,000	11,000	12,000	13,000/ 15,000	12,000

## TRAILERING'S A SUBURBAN SPECIALTY

When properly equipped, Suburban can move up to 15,000 lbs. including itself, passengers and their gear, and a trailer. Suburban can pull a trailer weighing up to 9,000 lbs. The 7,000-lb.-capacity weight-distributing hitch platform is available through GMC. Larger-capacity platform hitches to accommodate larger loads are available from outside suppliers. See your GMC dealer.

# GMC



Trucks are what we're all about.  
**GMC TRUCK & COACH DIVISION**  
 GENERAL MOTORS CORPORATION  
 PONTIAC, MICHIGAN 48053