

1994 GMC SUBURBAN & YUKON



GMC
TRUCK

GMC

STRENGTH/FRAME AND SUSPENSION	4
POWER/ENGINES AND TRANSMISSION	8
SAFETY	10
HOW TO BUILD YOUR SUBURBAN/OPTIONS	18
HOW TO BUILD YOUR SUBURBAN/TRIM LEVELS	20

HOW TO BUILD YOUR SUBURBAN/SPECIFICATIONS	22
HOW TO BUILD YOUR YUKON/OPTIONS	30
HOW TO BUILD YOUR YUKON/TRIM LEVELS	32
HOW TO BUILD YOUR YUKON/SPECIFICATIONS	34
COMMITMENT PLUS	36

LEFT: SUBURBAN 1500 SLE 2WD, DARK AUTUMNWOOD METALLIC. RIGHT: YUKON 1500 SLE 4X4, QUICKSILVER METALLIC. VEHICLES SHOWN WITH AVAILABLE EQUIPMENT.



The first experience of some vehicles is less a ride than a turning point. Something happens in you behind the wheel of a Suburban or Yukon, something you don't get over. You shut off the engine and step to the earth a changed person. You had a car once. It was nice. But that's behind you now. ■ It isn't merely the sheer size that spoils you. Though, undeniably, the size gives you capabilities no other vehicle can approach – mammoth payload, towing and people-moving capaci-

SUBURBAN & YUKON

ties (up to 6 passengers in Yukon, up to 9 in Suburban, with available seating). More to the point, it's a state of comfort, luxury and control that were once the domain of the most expensive sedans – vehicles that can't approach the expansive practicality and freedom of Suburban and Yukon. ■ You're about to discover what a truck company sees as the perfect way to travel. Over 90 years of truck heritage have prepared us to bring you these unmatched vehicles. After a while behind the wheel, you'll reach a vital and exuberant understanding: As a matter of fact, you do own the road. And a good bit more of the planet, as well.





WE'VE GONE TO GREAT LENGTHS TO MAKE SUBURBAN AND YUKON MORE COMFORTABLE AND VIRTUALLY INVINCIBLE, AND IT BEGINS WITH THE FRAME. HOT-

rolled low-carbon steel. Immensely strong C-channel rails and crossmembers. A boxed front end that supports the engine vertically and resists the distortion that trailer-ing can cause. ■ It's strong, but it also makes for an easy ride. The frame carries the load of the body, leaving the rear and independent front suspension to manage handling and shock. ■ The long wheelbases smooth the ride out more yet. The result is a

STRENGTH pair of trucks that make the most of the 99 percent of the earth that remains

unpaved, yet are still at home on the paved one percent where you probably do 99 per-cent of your driving. Trucks that are uncompromisingly capable on any terrain.



DIVIDE AND CONQUER

TWO-STAGE MULTILEAF SPRINGS: LONG UPPER LEAVES HANDLE THE LOAD OF AN EMPTY BED; SHORTER, MORE RIGID INNER AND LOWER LEAVES FLEX AND SPRING UNDER PAYLOAD OR TRAILER WEIGHT.



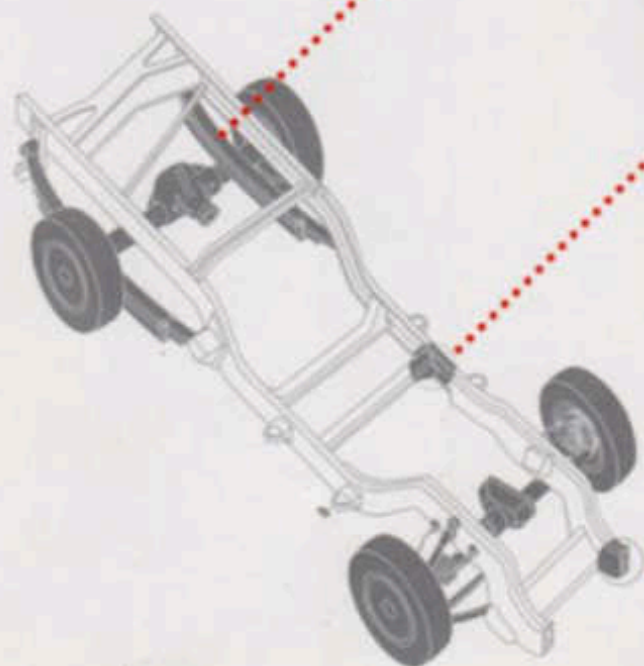
NO TWISTING

C-CHANNEL RAIL AND CROSSMEMBER CON-STRUCTION RESISTS TORSIONAL TWIST-ING, FLEXING AND HORIZONTAL MIS-ALIGNMENT, TO HELP KEEP THE CAB AND BED TIGHT – SECURE AND QUIET.



STRONG BOX

THE FRAME'S BOXED FRONT SEC-TION SUPPORTS THE ENGINE AND TRANSMISSION VERTICALLY. IT ALSO HELPS RESIST THE HORIZONTAL MISALIGNMENT THAT CAN CAUSE "DOGTRACKING."






GMC

YUKON GT

YUKON 1500 GT 4x4, ONYX BLACK, SHOWN WITH AVAILABLE EQUIPMENT.



IN AN AGE THAT OFTEN SEES SIX CYLINDERS AS SUFFICIENT TO POWER A FULL-SIZED SPORT/UTILITY VEHICLE, WE TAKE THE OPPOSING VIEW. WITH A CLASSIC V8.

AND BECAUSE THERE'S NO SUBSTITUTE FOR CUBIC INCHES, 350 ARE THE STANDARD ON BOTH

trucks (for those of you who've gone metric, that's 5.7 liters). This powerplant will pump out 300 lb-ft of torque @ 2800 RPM, 210 HP @ 4000 RPM. In trailer-pulling capacity, that's 6500 pounds for either vehicle.* ■ If you want yet more pull with your Suburban, you can choose the available 454 c.i./7.4L V8. With 385 lb-ft of torque and 230 horses, that'll pull a frankly astounding 5 tons.* There's also a 395 c.i./6.5L turbo diesel, available for either vehicle, which not only falls in the upper range in torque, but meets tough federal emissions standards, and squeezes a gallon of fuel. And all three engines adjust for barometric pressure, to

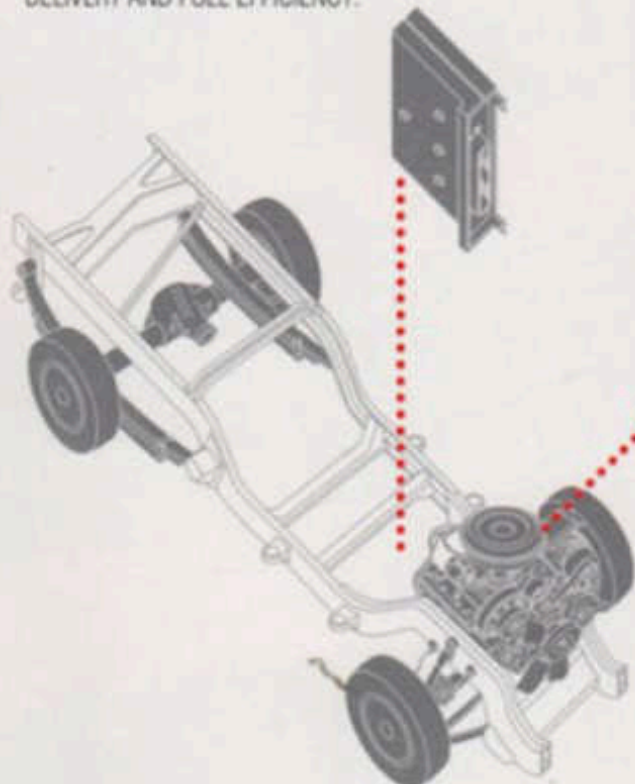
POWER

perform consistently at all altitudes. ■ They get where they're going with a transmission that can keep pace with all their power. Yukon and Suburban's HydraMatic 4-speed overdrive automatic senses vehicle speed and engine load, and instantaneously compensates in its shifting pattern. The yield is smoother, quicker shifting – something that may come to mind as you merge onto the freeway – or ease into the passing lane.



INTELLIGENCE CENTER

AN ELECTRONIC CONTROL MODULE TAKES INFORMATION FROM SENSORS WITHIN THE ENGINE AND ADJUSTS THE FUEL/AIR RATIO UP TO 80 TIMES PER SECOND FOR OPTIMUM POWER DELIVERY AND FUEL EFFICIENCY.



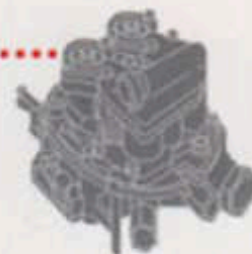
QUIET CURVES

RECONTOURED PISTONS ON THE 7.4L V8 REDUCE STARTING NOISE BY CUTTING COLD PISTON SLAP.



QUICK RESPONSE

THROTTLE BODY FUEL INJECTION ENSURES ACCURATE FUEL DELIVERY FOR RESPONSIVE ACCELERATION OFF THE LINE OR IN THE PASSING LANE.



* When properly equipped; includes weight of truck, trailer, passengers, cargo and equipment.



YUKON

GMC TRUCK

IF YOU COULD FORESEE ALL, YOU COULD AVOID ALL ACCIDENTS. THERE ARE, HOWEVER, A FEW POWERS THAT YUKON AND SUBURBAN CAN'T GIVE YOU, AND PROPHECY IS ONE OF THEM. SO WE DO THE NEXT BEST THING: WE BUILD THEIR SAFETY SYSTEMS

around the principle of protecting you and your passengers from accidents in the first place. ■ You start out with an advantage as soon as you sit down. You're seated high above the road, with UV-cutting Solar-Ray® glass all around, for clear, panoramic visibility.

■ Of course, the nature of accidents is surprise, so your next line of preventive action is Yukon and Suburban's standard four-wheel anti-lock brake system. It helps you maintain controlled straight stops in dicey braking situations. You'll also appreciate exclusive shift-on-the-fly InstaTrac® 4-wheel drive. Not only is it simply awesome off-road, but you can have its superior traction going for you

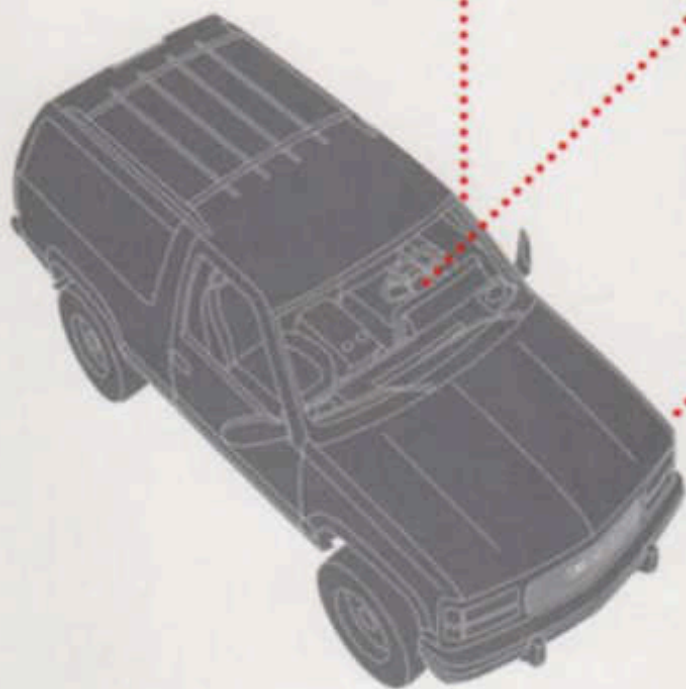
SAFETY

on-road, too, when the weather gets sloppy and potentially dangerous. ■ To protect you in an accident, your main line of defense is your seat belt. Every GMC Truck has side-guard door beams, to partially absorb side-impact energy and help reduce cab intrusion. And every GMC Truck also has an energy-absorbing steering column and instrument panel. We're not prophets, either – but we thought you'd rest easier knowing these things.



SAFETY ON THE SIDE

IN A CRASH, SIDE-GUARD DOOR BEAMS ABSORB SIDE-IMPACT ENERGY TO HELP REDUCE CAB INTRUSION.




DOUBLE SAFETY

THE ENERGY-ABSORBING STEERING COLUMN HELPS PROTECT IN TWO WAYS: BY COMPRESSING TO REDUCE IMPACT IF THE DRIVER MOVES AGAINST THE WHEEL, AND BY RESISTING MOTION OF THE COLUMN AND WHEEL TOWARD THE DRIVER.



AN EVEN BRAKE

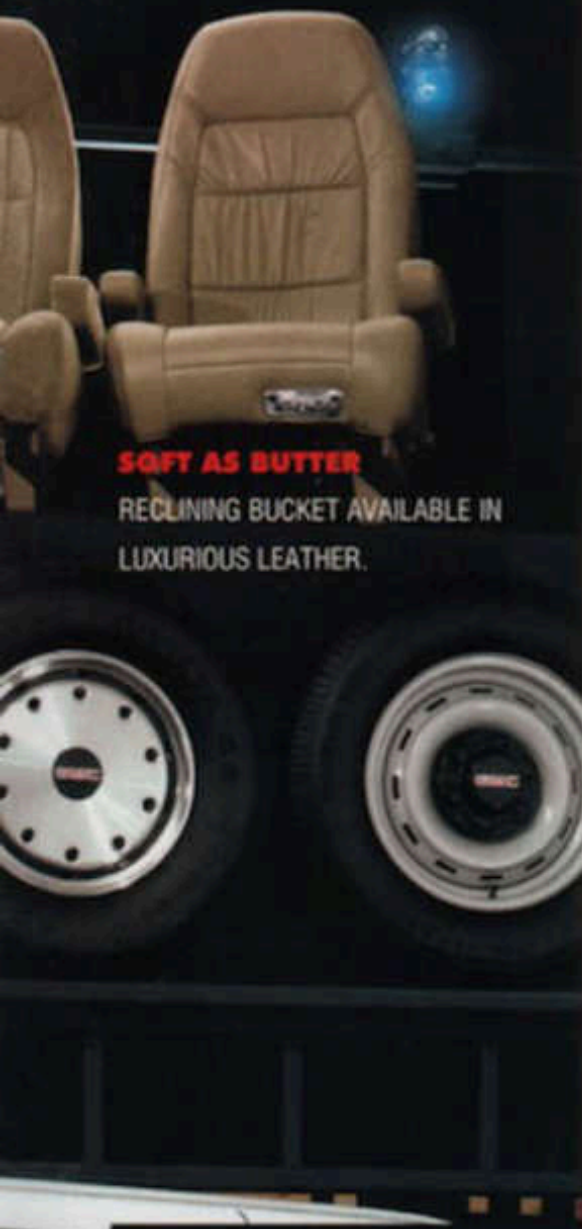
THE FOUR-WHEEL ANTI-LOCK SYSTEM SENSES WHEEL SLOWDOWN AND WORKS THE BRAKES, CONTROLLING THEM AS NEEDED, ACCORDING TO WHEEL SPEED.





SUBURBAN 1500, SLE 2WD IN INDIGO BLUE METALLIC. SHOWN WITH AVAILABLE EQUIPMENT.

HOW TO BUILD YOUR SUBURBAN OPTIONS



SOFT AS BUTTER

RECLINING BUCKET AVAILABLE IN LUXURIOUS LEATHER.



EXTERIOR EQUIPMENT

	SLE	SL
<input type="checkbox"/> BUMPERS: Front and rear, chrome with black rub strips and rear step pads	-	S
<input type="checkbox"/> With bumper guards and bright trim	S	-
<input type="checkbox"/> GRILLES: Light argent with dark argent air intake and single headlamps	-	S
<input type="checkbox"/> Body-colored with bright trim ring and dual composite headlamps	S	A
<input type="checkbox"/> LUGGAGE CARRIER: Black, roof-mounted	A	A
<input type="checkbox"/> MIRRORS: Black below-eyeline type with swing-away feature	S	S
<input type="checkbox"/> Black dual electric below-eyeline with swing-away feature	A	-
<input type="checkbox"/> Camper-type stainless steel	A	A
<input type="checkbox"/> WHEELS: Silver steel with black center cap	-	S
<input type="checkbox"/> Steel with full bright wheel cover	S	-
<input type="checkbox"/> Steel with bright trim rings and center cap	A	A
<input type="checkbox"/> 2WD aluminum wheel (1500 model only)	A	A
<input type="checkbox"/> 4WD aluminum wheel (1500 model only)	A	A
<input type="checkbox"/> WHEEL FLARES (4WD only, standard on 2500)	A	A
<input type="checkbox"/> WINDOWS: Deep-tinted Solar-Ray	A	A

FUNCTIONAL EQUIPMENT

<input type="checkbox"/> REAR WINDOW INTERMITTENT WIPER, WASHER (tailgate only)	A	A
<input type="checkbox"/> REAR WINDOW DEFOGGER: Electric	A	A
<input type="checkbox"/> SKID PLATE, OFF ROAD: Includes differential, transfer case, fuel tank and engine shields (4WD only)	A	A
<input type="checkbox"/> TORSION BARS, HEAVY-DUTY: Front (4WD only)	A	A
<input type="checkbox"/> TOW HOOKS: 4WD	S	S
<input type="checkbox"/> 2WD	A	A



AVAILABLE OPTIONS: **1** CRUISE CONTROL **2** REAR HEAT/AIR CONDITIONING CONTROLS **3** TILT-WHEEL **4** OVERHEAD CONSOLE WITH MAP LIGHTS **5** STANDARD CUPHOLDERS **6** INSTRUMENT PANEL WITH ANALOG GAGES AND TACHOMETER

<input type="checkbox"/> TRAILERING PACKAGE, HEAVY-DUTY: Includes platform hitch, wiring harness, heavy-duty flasher and cooling system (2WD 2500 only)	A	A
---	---	---

INTERIOR COMFORT AND CONVENIENCE FEATURES

<input type="checkbox"/> AIR CONDITIONING: Front	A	A
<input type="checkbox"/> Front and rear	A	A
<input type="checkbox"/> HEATER: Rear auxiliary	A	A
<input type="checkbox"/> POWER LOCKS, POWER WINDOWS	A	-
<input type="checkbox"/> RADIOS: AM/FM stereo ¹	S	S
<input type="checkbox"/> AM/FM stereo with cassette ¹	A	A
<input type="checkbox"/> AM stereo/FM stereo with cassette and graphic equalizer ²	A	A
<input type="checkbox"/> 6-speaker system	A	-
<input type="checkbox"/> SEATING: Front, 3-passenger bench in vinyl	-	S
<input type="checkbox"/> 3-passenger bench with folding armrest in custom cloth	S	-
<input type="checkbox"/> 40/60 reclining split bench in custom cloth	A	-
<input type="checkbox"/> High-back reclining bucket seats and rear 3-passenger folding bench in custom cloth, including floor and overhead console	A	-
<input type="checkbox"/> High-back reclining bucket seats and rear 3-passenger folding bench in ultrasoft leather, including black leather-wrapped steering wheel, floor and overhead console	A	-
<input type="checkbox"/> Center 60/40 split folding bench	S	-
<input type="checkbox"/> Center and rear folding bench	A	A
<input type="checkbox"/> 6-way power driver's seat in custom cloth (40/60, or high-back bucket seats)	A	-
<input type="checkbox"/> TILT-WHEEL STEERING, ELECTRONIC SPEED CONTROL	A	A

A=Available S=Standard --=Not available

¹Also includes seek-scan, digital clock and premium 4-speaker system.

²Receives C-Quam[®] AM stereo broadcasts. Check your local stations for compatibility. For specification details and other equipment available, see your GMC Truck dealer.



SOUND DECISIONS

- STANDARD 4-SPEAKER SYSTEM
- AVAILABLE 6-SPEAKER SYSTEM FOR FULL HIGH-FIDELITY SOUND.





SUBURBAN 1500 SLE 4x4 WITH BEIGE LEATHER TRIM IN SEATING AREAS, OVERHEAD CONSOLE AND LEATHER-WRAPPED STEERING WHEEL. SHOWN WITH AVAILABLE EQUIPMENT.

EASY SEATS

- REAR BENCH SEAT, FOLDING CENTER.
- FRONT 40/60 RECLINING SPLIT BENCH (AVAILABLE WITH 6-WAY POWER).
- FOLDING CENTER AND REAR SEATS ALSO AVAILABLE.

CASUAL COMFORT

- RECLINING BUCKETS IN FRONT.
- 6-WAY POWER DRIVER'S SEAT.

SOFT AS BUTTER

- RECLINING BUCKET AVAILABLE IN LUXURIOUS LEATHER.

LEADING EDGE

- AVAILABLE SLE GRILLE IN BODY COLOR, WITH CHROME BEZEL AND COMPOSITE HEADLIGHTS.
- SL GRILLE IN LIGHT ARGENT WITH DARK ARGENT AIR INTAKE AND SINGLE HALOGEN HEADLIGHTS.

EASY ACCESS

- STANDARD SWING-OUT PANEL DOORS.
- AVAILABLE FOLD-DOWN TAILGATE.

THE BIG WHEELS

- AVAILABLE 4X4 CAST ALUMINUM.
- AVAILABLE 2WD CAST ALUMINUM.
- AVAILABLE STEEL WHEEL/BRIGHT TRIM RINGS AND CENTER CAP.
- STANDARD SLE WHEEL/FULL BRIGHT WHEEL COVER.
- STANDARD SL STEEL WHEEL WITH BLACK CENTER CAP.

PULLING POWER

- AVAILABLE HEAVY-DUTY PLATFORM HITCH.

NOW HEAR THIS

- AM STEREO/FM STEREO/CASSETTE SYSTEM WITH GRAPHIC EQUALIZER AVAILABLE.

SOUND DECISIONS

- STANDARD 4-SPEAKER SYSTEM
- AVAILABLE 6-SPEAKER SYSTEM FOR FULL HIGH-FIDELITY SOUND.

LISTEN UP


- STANDARD DELCO AM/FM STEREO.
- AVAILABLE AM/FM STEREO/CASSETTE.



HOW TO BUILD YOUR SUBURBAN TRIM LEVELS

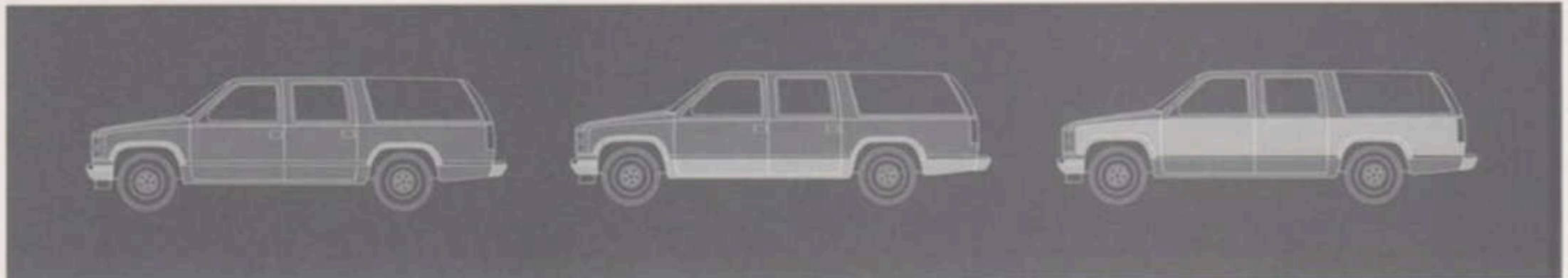


SUBURBAN SL 1500
2WD IN DARK GARNET METALLIC
ABOVE: GRAY VINYL BENCH, STANDARD*



EXTERIOR COLORS

- DARK TEAL METALLIC
- DARK AUTUMNWOOD METALLIC
- DARK GARNET METALLIC
- INDIGO BLUE METALLIC
- ATLANTIC BLUE METALLIC
- FIRE RED
- ONYX BLACK
- SUMMIT WHITE
- LIGHT AUTUMNWOOD METALLIC
- QUICKSILVER METALLIC



PAINT APPLICATIONS
FROM LEFT, STANDARD SOLID, CONVENTIONAL TWO-TONE, AVAILABLE,
AND DELUXE TWO-TONE, AVAILABLE



SUBURBAN SLE 1500
2WD IN INDIGO BLUE METALLIC
ABOVE: GRAY CUSTOM CLOTH
40/60 SPLIT BENCH, STANDARD*

INTERIOR/EXTERIOR COLOR COMBINATIONS

SOLID COLORS	AVAILABLE INTERIOR TRIM COLORS			
	BEIGE	GARNET	GRAY	BLUE
<input type="checkbox"/> LIGHT AUTUMNWOOD METALLIC (55)	■			
<input type="checkbox"/> DARK AUTUMNWOOD METALLIC (56)	■			
<input type="checkbox"/> ONYX BLACK (41)	■	■	■	■
<input type="checkbox"/> ATLANTIC BLUE METALLIC (30)			■	■
<input type="checkbox"/> INDIGO BLUE METALLIC (39)	■		■	■
<input type="checkbox"/> DARK TEAL METALLIC (36)	■		■	
<input type="checkbox"/> QUICKSILVER METALLIC (96)		■	■	■
<input type="checkbox"/> FIRE RED (74)	■	■	■	
<input type="checkbox"/> DARK GARNET METALLIC (76)	■	■	■	
<input type="checkbox"/> SUMMIT WHITE (50)	■	■	■	■

*Vehicles shown with available equipment.

HOW TO BUILD YOUR SUBURBAN SPECIFICATIONS

AT A GLANCE

ENGINE	Gasoline		Diesel
CAPACITY/CONFIGURATION/CYLINDERS	5.7L V8	7.4L V8	6.5L V8 Turbo
ORDERING CODE	L05	L19	L65
CUBIC-INCH DISPLACEMENT	350	454	395
BORE AND STROKE (IN.)	4.00 X 3.48	4.24 X 4.00	4.06 X 3.82
COMPRESSION RATIO	9.1:1/8.3:1 ¹	7.9:1	21.5:1
FUEL DELIVERY	Electronic fuel injection		Rotary injection
SAE NET HORSEPOWER @ RPM	210 @ 4000 ² /190 @ 4000 ²	230 @ 3600	180 @ 3400 ² /190 @ 3400 ²
SAE NET TORQUE @ RPM	300 @ 2800 ² /300 @ 2400 ²	385 @ 1600	360 @ 1700 ² /385 @ 1700 ²
TRANSMISSIONS	4-speed automatic with overdrive available on all engines. 5-speed manual with overdrive available on 5.7L and 7.4L only. Transmission availability is dependent upon engine and body style combinations and subject to emissions requirements.		

TRAILERING DATA AND REAR AXLE RATIOS FOR ENGINES WITH AUTOMATIC TRANSMISSIONS

GROSS COMBINATION WEIGHT RATING (LBS.)	11,000	12,000	13,000	13,500	14,500	17,000
5.7L V8 GASOLINE	3.42	3.73	4.10	—	—	—
7.4L V8 GASOLINE	—	—	—	3.42	3.73	4.10
6.5L V8 TURBO DIESEL	—	3.42	3.73	—	4.10	—

TECHNICAL DATA

MODEL TYPE	2WD (gasoline/diesel)		4WD (gasoline/diesel)	
SERIES	1500	2500	1500	2500
GVW RATING (LBS.)	6800/7700	8600	7200/8050	8600
FRONT SUSPENSION	Independent coil spring		Independent torsion bar	
AXLE CAPACITY (TOTAL LBS.)	3400/3800	3800	3925	4250
SPRING CAPACITY (TOTAL LBS.)	2950/3600	3600	—	—
TORSION-BAR CAPACITY (TOTAL LBS.)	—	—	3600	3750
REAR SUSPENSION	Semi-elliptic 2-stage multi-leaf			
AXLE CAPACITY (TOTAL LBS.)	4000/4800	6000	4000/4800	6000
SPRING CAPACITY (TOTAL LBS.)	4000/4800	6000	4000/4800	6000
BRAKES	Power front disc/rear drum with 4-wheel anti-lock brakes		Power front disc/rear drum with 4-wheel anti-lock brakes	
STEERING	Variable-ratio with integral power		Variable-ratio with integral power	
FUEL TANK CAPACITY	42 gallons		42 gallons	
FREEDOM BATTERY	12-volt, maintenance-free		Dual 12-volt, maintenance-free	
CCA RATING	600		600 X 2	
ALTERNATOR AMPS	100			

MARKETING OPTION PACKAGES

MARKETING OPTION PACKAGE 1 (SL & SLE)	Panel doors ¹
MARKETING OPTION PACKAGE 2 (SLE ONLY)	Panel doors ¹ Air conditioning, front ² Tilt-Wheel and electronic speed control AM/FM stereo with seek-scan, stereo cassette, digital clock ³ Folding center seat ⁴ Power door locks and power windows Remote electric outside mirrors
MARKETING OPTION PACKAGE 3 (SLE ONLY)	Panel doors ¹ Tilt-Wheel and electronic speed control AM/FM stereo with seek-scan, stereo cassette, digital clock ³ Power door locks and power windows Remote electric outside mirrors Air conditioning, front and rear Deep-tinted Solar-Ray glass Center and rear seats

¹ GVWR at or below 8500 lbs.

² GVWR above 8500 lbs.

³ May be upgraded to tailgate at additional cost. See your dealer for details.

⁴ May be upgraded to front and rear air conditioning at additional cost. See your dealer for details.

⁵ May be upgraded to center and rear seats at additional cost. See your dealer for details.

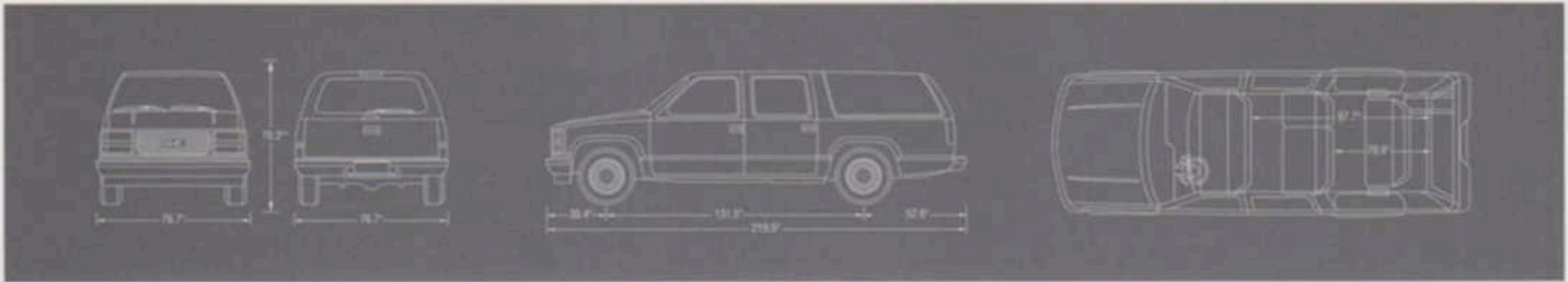
⁶ May be upgraded to AM/FM/cassette with graphic equalizer at additional cost. See your dealer for details.

ACCIDENT AVOIDANCE FEATURES Four-wheel anti-lock brake system ■ Side marker lamps and reflectors ■ Parking lamps ■ Four-way hazard warning flashers ■ Back-up lamps ■ Directional signal control ■ Center high-mounted stop lamp ■ Windshield defrosters, washer and multispeed wipers ■ Outside rearview mirrors ■ Brake system with dual master cylinder and warning light ■ Starter safety switch ■ Dual-action hood latch ■ Low-glare finish: inside windshield moldings, wiper arms and blades, metallic steering wheel surfaces, inside rearview mirror frame and bracket ■ Illuminated heater and defroster controls ■ Tires with built-in tread-wear indicators ■ Audible brake-lining wear indicators with disc brakes

OCCUPANT PROTECTION FEATURES Manual lap/shoulder safety belts, outboard front and rear seat positions ■ Manual lap safety belts, center seat positions ■ Energy-absorbing steering column ■ Energy-absorbing instrument panel ■ Interlocking door latches ■ Folding front seat-back locks, inertia-type ■ Safety armrests ■ Breakaway inside rearview mirror ■ Security door locks and door retention components ■ Laminated windshield glass, urethane-bonded ■ Head restraints, front seats ■ Side-guard door beams ■ Crush zones

TRAILERING WITH YOUR SUBURBAN OR YUKON GMC Truck has been the mark of towing and trailering strength for decades, and Suburban and Yukon are built strong and durable, to

handle the demands of towing. In fact, Suburban is the official tow vehicle of the Airstream trailer users' Wally Byam Caravan Club International. Certain equipment that prepares them for trailering is standard on every Suburban or Yukon: power steering, power brakes, large fuel tanks, a 100-amp alternator and a front stabilizer bar. Also required, and available (some items are standard on certain models), are special transmission oil and engine oil coolers. For other available trailering-related equipment, talk to your dealer. ■ You'll need a hitch, of course, and a wide selection of hitch types is available, usually either as factory equipment or from your dealer. In addition, if you plan to tow frequently, you should equip your vehicle with the available towing package (RPO Z82). This package includes a weight-distributing hitch platform and a heavy-duty 7-wire electrical harness. Also required with this package are a hitch ball, mounting head and equalizing and anti-sway assemblies; these are available through aftermarket sources. ■ With your Suburban you can get a GMC Truck trailering guide. If you have any questions about trailering before you buy, feel free to ask your dealer for a copy, and for help in specifying a Suburban or Yukon that meets your exact needs. The trailering guide helps you match equipment and models to your needs and gives you valuable trailering advice for the road. Be sure to read it and use it as a guide before you hitch a trailer to your truck.



*Height varies with each model, C1500 shown.

NOTES

Two columns of horizontal lines for taking notes, one on the left and one on the right.





YUKON SLE IN ATLANTIC BLUE METALLIC, SHOWN WITH AVAILABLE EQUIPMENT.



YUKON SLE WITH GRAY CUSTOM CLOTH HIGH-BACK RECLINING BUCKET SEATS, SHOWN WITH AVAILABLE EQUIPMENT.

CHOICE SEATS

- STANDARD BENCH BACK SEAT. ■ AVAILABLE 40/60 SPLIT BENCH FRONT SEATS.

UP FRONT

- GT GRILLE IN BODY COLOR, WITH COMPOSITE HEADLIGHTS.
- SLE GRILLE IN BODY COLOR WITH CHROME BEZEL AND COMPOSITE HEADLIGHTS.

SOLO SEATS

- LOW-BACK RECLINING BUCKET SEAT. ■ HIGH-BACK RECLINING BUCKET SEAT. ■ 6-WAY POWER BUCKET SEAT.

UP FRONT, TOO

- SL GRILLE IN LIGHT ARGENT WITH DARK ARGENT AIR INTAKE AREA AND SINGLE RECTANGULAR HALOGEN HEADLIGHTS.

FACE THE MUSIC

- STANDARD DELCO AM/FM STEREO. ■ AVAILABLE AM STEREO/FM STEREO/CASSETTE.
- AVAILABLE AM/FM STEREO/CASSETTE WITH EQUALIZER. ■ FOUR SPEAKERS STANDARD.

GETTING AROUND

- AVAILABLE CAST ALUMINUM. ■ STANDARD ON SLE: WHEEL/TRIM RINGS, BRIGHT CENTER-CAP. AVAILABLE ON SL. ■ STANDARD SL SILVER-PAINTED STEEL WHEELS, BLACK CENTER CAP.



HOW TO BUILD YOUR YUKON OPTIONS

GMC

UP FRONT, TOO

■ SL GRILLE IN LIGHT ARGENT WITH DARK ARGENT AIR INTAKE AREA AND SINGLE RECTANGULAR HALOGEN HEADLIGHTS.

EXTERIOR EQUIPMENT

	SLE	SL
<input type="checkbox"/> BUMPERS: Front and rear. Chrome with black rub strips and rear step pad	-	S
<input type="checkbox"/> Chrome with black rub strips and bright trim, also with front bumper guards and rear step pad	S	-
<input type="checkbox"/> GRILLES: Light argent with dark argent air intake and single headlamps	-	S
Body-colored with bright trim ring and dual composite headlamps	S	A
<input type="checkbox"/> LUGGAGE CARRIER: Black, roof-mounted	A	A
<input type="checkbox"/> MIRRORS: Black below-eyeline type with swing-away feature	S	S
<input type="checkbox"/> Black dual electric below-eyeline type with swing-away feature	A	-
<input type="checkbox"/> Camper-type, stainless steel	A	A
<input type="checkbox"/> SPORT PACKAGE, GT (BYP): Includes body-colored grille, front and rear bumpers with rub strips, wheel flares, black-colored mirrors, Yukon GT sport decals and aluminum wheels	A	-
<input type="checkbox"/> WHEEL FLARES	A	A
<input type="checkbox"/> WINDOWS: Deep-tinted Solar-Ray	A	A

FUNCTIONAL EQUIPMENT

<input type="checkbox"/> COLD CLIMATE PACKAGE: Includes engine block heater and special insulation	A	A
<input type="checkbox"/> DIFFERENTIAL: Locking rear	A	A
<input type="checkbox"/> OFF-ROAD EQUIPMENT PACKAGE: Includes skid plates and Bilstein gas shock absorbers	A	A
<input type="checkbox"/> SKID PLATE, OFF-ROAD: Includes differential, transfer case, fuel tank and engine shields	A	A
<input type="checkbox"/> TORSION BARS, HEAVY-DUTY, FRONT	A	A
<input type="checkbox"/> TRAILERING PACKAGE, HEAVY-DUTY: Includes platform hitch, wiring harness, heavy-duty flasher	A	A

AVAILABLE OPTIONS: **1** REAR WINDOW DEFROSTER AND INTERMITTENT WIPER/WASHER **2** TILT-WHEEL **3** CRUISE CONTROL **4** POWER WINDOWS AND MIRRORS (SLE ONLY) **5** INSTRUMENT PANEL WITH ANALOG GAGES AND TACHOMETER

INTERIOR COMFORT AND CONVENIENCE FEATURES


<input type="checkbox"/> AIR CONDITIONING: Non-chlorofluorocarbon (CFC) refrigerant	A	A
<input type="checkbox"/> CARGO NET	S	-
<input type="checkbox"/> DOOR PANELS: Grained molded plastic	-	S
Color-keyed plastic with soft vinyl trim, including map pocket	S	-
<input type="checkbox"/> FLOOR COVERING: Full black mat	-	S
Full color-keyed carpeting	S	-
<input type="checkbox"/> LIGHTING, AUXILIARY: Front and rear ceiling-mounted	-	S
With map lights and switch at lift glass	S	-
<input type="checkbox"/> POWER DOOR LOCKS AND POWER WINDOWS	A	-
<input type="checkbox"/> RADIOS: AM/FM stereo ¹	S	S
AM/FM stereo with cassette ¹	A	A
AM stereo/FM stereo with cassette and graphic equalizer ^{1,2}	A	A
<input type="checkbox"/> SEATING: Low-back reclining front bucket seats and 3-passenger folding rear bench in vinyl with passenger-side Easy Entry feature	-	S
40/60 split front bench and 3-passenger folding rear bench in custom cloth with passenger-side Easy Entry feature	S	-
High-back reclining front bucket seats and 3-passenger folding rear bench in custom cloth including overhead console	A	-
6-way power driver's seat in custom cloth (40/60 or high-back buckets only)	A	-
<input type="checkbox"/> STEERING WHEEL: Custom urethane molded 4-spoke	-	S
Sport urethane molded 4-spoke	S	-
<input type="checkbox"/> SUN VISORS: Padded RH and LH color-keyed cloth	-	S
RH and LH color-keyed cloth, illuminated mirrors and storage strap on LH side	S	-

A=Available S=Standard --=Not available

¹All radios include seek-scan, digital clock and premium 4-speaker system.

²Receives C-Quam[®] AM stereo broadcasts. Check your local stations for compatibility.

For specification details and other equipment available, see your GMC Truck dealer.




HOW TO BUILD YOUR YUKON TRIM LEVELS



YUKON SL
SHOWN IN QUICKSILVER METALLIC
LOW-BACK VINYL BUCKET SEAT IN BLUE*




YUKON SLE
SHOWN IN ATLANTIC BLUE METALLIC
40/60 SPLIT BENCH, GRAY CUSTOM CLOTH*



EXTERIOR COLORS

- INDIGO BLUE METALLIC
- ONYX BLACK[†]
- ATLANTIC BLUE METALLIC
- FIRE RED
- DARK GARNET METALLIC[†]
- SUMMIT WHITE
- DARK AUTUMNWOOD METALLIC
- DARK TEAL METALLIC
- QUICKSILVER METALLIC
- LIGHT AUTUMNWOOD METALLIC



PAINT APPLICATIONS

FROM LEFT, STANDARD SOLID, CONVENTIONAL TWO-TONE, AVAILABLE,
AND DELUXE TWO-TONE, AVAILABLE



YUKON GT
SHOWN IN ONYX BLACK
HIGH-BACK BUCKET SEAT, BEIGE CUSTOM CLOTH*

INTERIOR/EXTERIOR COLOR COMBINATIONS

SOLID COLORS	AVAILABLE INTERIOR TRIM COLORS			
	BEIGE	GARNET	GRAY	BLUE
<input type="checkbox"/> LIGHT AUTUMNWOOD METALLIC (55)	■			
<input type="checkbox"/> DARK AUTUMNWOOD METALLIC (56)	■			
<input type="checkbox"/> ONYX BLACK (41) [†]	■	■	■	■
<input type="checkbox"/> ATLANTIC BLUE METALLIC (30)			■	■
<input type="checkbox"/> INDIGO BLUE METALLIC (39)	■		■	■
<input type="checkbox"/> DARK TEAL METALLIC (36)	■		■	■
<input type="checkbox"/> QUICKSILVER METALLIC (96)		■	■	■
<input type="checkbox"/> FIRE RED (74)	■	■	■	
<input type="checkbox"/> DARK GARNET METALLIC (76) [†]	■	■	■	
<input type="checkbox"/> SUMMIT WHITE (50)	■	■	■	■

*Vehicles shown with available equipment.

[†]Also available for the Yukon GT as solid (ZY1) only.

HOW TO BUILD YOUR YUKON SPECIFICATIONS

AT A GLANCE

ENGINE	Gasoline	Diesel
CAPACITY/CONFIGURATION/CYLINDERS	5.7L V8	6.5L V8 Turbo
ORDERING CODE	L05	L56
CUBIC-INCH DISPLACEMENT	350	395
BORE AND STROKE (IN.)	4.00 X 3.48	4.06 X 3.82
COMPRESSION RATIO	9.1:1	21.5:1
FUEL DELIVERY	Electronic fuel injection	Rotary injection
SAE NET HORSEPOWER @ RPM	210 @ 4000	180 @ 3400
SAE NET TORQUE @ RPM	300 @ 2800	360 @ 1700
TRANSMISSIONS	4-speed automatic with overdrive available on both engines. 5-speed manual with overdrive available on 5.7L only. Transmission availability is dependent upon engine and body style combinations and subject to emissions requirements.	

TRAILERING DATA AND REAR AXLE RATIOS FOR ENGINES WITH AUTOMATIC TRANSMISSIONS

GROSS COMBINATION WEIGHT RATING (LBS.)	11,000	12,000	13,000
5.7L V8 GASOLINE	3.42	3.73	—
6.5L V8 GASOLINE	—	3.42	3.73

TECHNICAL DATA

SERIES	K-1500	K-1500
GVW RATING (LBS.)	6250	6450
FRONT SUSPENSION	Independent torsion bars	Independent torsion bars
AXLE CAPACITY (TOTAL LBS.)	3925	3925
TORSION-BAR CAPACITY (TOTAL LBS.)	3600	3600
REAR SUSPENSION	Semi-elliptic 2-stage multileaf springs	Semi-elliptic 2-stage multileaf springs
AXLE CAPACITY (TOTAL LBS.)	3750	3750
SPRING CAPACITY (TOTAL LBS.)	3750	3750
BRAKES	Power front disc/rear drum with 4-wheel anti-lock brakes	Power front disc/rear drum with 4-wheel anti-lock brakes
STEERING	Variable-ratio with integral power	Variable-ratio with integral power
FUEL TANK CAPACITY	30 gallons	30 gallons
FREEDOM BATTERY	12-volt, maintenance-free	Dual 12-volt, maintenance-free
CCA RATING	600	600 x 2
ALTERNATOR AMPS	100	100

MARKETING OPTION PACKAGES

MARKETING OPTION PACKAGE 1 (SL ONLY)	Tailgate body
MARKETING OPTION PACKAGE 2 (SLE ONLY)	Tailgate body Air conditioning Tilt-Wheel and speed control AM/FM with seek-scan, cassette, clock*
MARKETING OPTION PACKAGE 3 (SLE ONLY)	Tailgate body Air conditioning Tilt-Wheel and speed control AM/FM with seek-scan, cassette, clock* Dual electric outside mirrors Deep-tinted Solar-Ray glass Power door locks and power mirrors 16" x 7" cast aluminum wheels
MARKETING OPTION PACKAGE 4 (SLE ONLY)	Tailgate body Air conditioning Tilt-Wheel and speed control AM/FM with seek-scan, cassette, clock* Dual electric outside mirrors Deep-tinted Solar-Ray glass Power door locks and power windows Sport package

*May be upgraded to AM/FM/cassette with graphic equalizer at additional cost. See your dealer for details.

WITH YOUR PURCHASE OR LEASE OF A YUKON OR SUBURBAN, YOU'LL GET A WALLET-SIZED PLASTIC CARD. IT'S THE COMMITMENT PLUS CARD, STANDARD WITH EVERY GMC TRUCK. AND IT STANDS FOR A POWERFUL PACKAGE OF BENEFITS THAT YOU'LL

appreciate throughout the years you own your GMC Truck. When you acquire your truck, Commitment Plus means you get a full tank of fuel on delivery of your vehicle. We'll also see you through the first few miles with a complimentary 3000-mile inspection, lube and oil change, and ongoing contacts by your Commitment Plus representatives. Later, when you bring in your Yukon or Suburban for warranty service, your dealer will offer you Courtesy Transportation: for same-day service, a one-way shuttle to your destination up to 10 miles from the dealership; if your truck is in overnight, a free loaner vehicle or up to \$30 a day reimbursement

COMMITMENT PLUS

for a rental vehicle. And finally, Commitment Plus stays on the road

with you, bringing you 24-hour Roadside Assistance in emergencies. **1-800-GMC-TRUCK** With GMC Truck Roadside Assistance, you're never more than a toll-free phone call away from a GMC Truck product specialist. And never more than a phone



call away from on-the-road service. Should you ever need help on the road, we can provide access to towing, locksmith, auto glass, tire repair, gasoline delivery, police, fire and hospital, even hotel reservations and alternative transportation. (Most services paid by owner.) And Roadside Assistance representatives can even put you in touch with the nearest local GMC Truck dealer. This is the kind of security that money can't buy – because we give it to you with your GMC Yukon or Suburban. (Some models not eligible; restrictions apply. See your dealer for complete details, terms and conditions. Available only in the continental United States and Hawaii.) **WARRANTY PROTECTION** As strong as Yukon and Suburban are, equally strong is the warranty coverage with which GMC Truck backs it. It's our Bumper to Bumper warranty. The entire vehicle is warranted for repairs, including parts and labor, to correct defects in materials or workmanship, for 3 years or 36,000 miles (excludes routine maintenance; tires are warranted by their manufacturers). The warranty covers towing to the nearest GMC Truck dealership, and there is no deductible for warranty repairs during the warranty period. The warranty transfers automatically with vehicle ownership, too, during the warranty period. Body sheet metal rust-through is covered for 6 years or 100,000 miles. (You should, of course, see your dealer for terms and conditions of this limited warranty, too.)



THE STRENGTH OF EXPERIENCE