

2021 Hyundai

KONA KONA Electric





Our dynamic duo.

KONA Electric Ultimate in Galactic Gray



KONA Ultimate in Surf Blue

Hyundai Kona and Kona Electric are surprising a lot of people. And filling a trophy case with awards along the way. That's what happens when you create a pair of ruggedly stylish SUVs with compact exterior dimensions, but larger ambitions.

Versatile, roomy and packed with advanced safety technologies, Kona and Kona Electric are fully equipped and perfectly sized for all of your adventures. A tight turning radius makes maneuvering through urban traffic easy. Yet they're also the ideal escape vehicles for weekend getaways. Inside, there's the adaptable space you need to fit everyone and their gear. And with Kona's available AWD, you'll have

the help of added traction for slippery or snow-covered roads to keep you moving confidently. Kona Electric, our first all-electric SUV, lets you live large while leaving a small carbon footprint – its 258-mile range on a full charge ensures there's plenty of venture in every adventure, too.¹

Where will that range take you? Apple CarPlay[®] and Android Auto[™] let you check route maps on the large color LCD floating screen.² Together with the Hyundai Blue Link[®] mobile app, Kona is always at your command.³ Looking for a uniquely styled, space-efficient, fuel-efficient and high-tech small crossover SUV? Kona's got you covered.



**2020 Hyundai Kona:
Best Buy of the Year
Subcompact SUVs⁴**



**2020 Hyundai Kona Electric:
Best Buy of the Year
Electric Cars⁴**



**Hyundai has ranked #1
in customer loyalty for
the 11th year in a row⁵**



**2020 Hyundai Kona Electric:
Best Electric Vehicle
U.S. News & World Report⁶**

¹258-mile range based on a fully charged battery and 120 combined MPGe. MPGe is the EPA-equivalent measure of gasoline fuel efficiency for electric mode operation. All figures are EPA estimates and for comparison purposes only. Actual range and mileage will vary with options, driving conditions and habits, vehicle and battery condition, and other factors. ²Apple CarPlay works with iPhone 5s, iPhone 5c, iPhone 5 and later models running the latest version of iOS 7 and above. Apple is a registered trademark of Apple Inc. Android Auto works with smartphones running on Android 5.0 Lollipop and higher. Android, Android Auto, Google Play and other marks are trademarks of Google Inc. ³Requires active Blue Link subscription and Remote package. ⁴For more information, visit Kelley Blue Book's KBB.com. Kelley Blue Book is a registered trademark of Kelley Blue Book Co., Inc. ⁵Based on 2010, 2011, 2012, 2013, 2014, 2015, 2016, 2017, 2018, 2019 and 2020 Brand Keys Customer Loyalty Engagement Index[®]. ⁶View U.S. News Best Cars at cars.usnews.com.

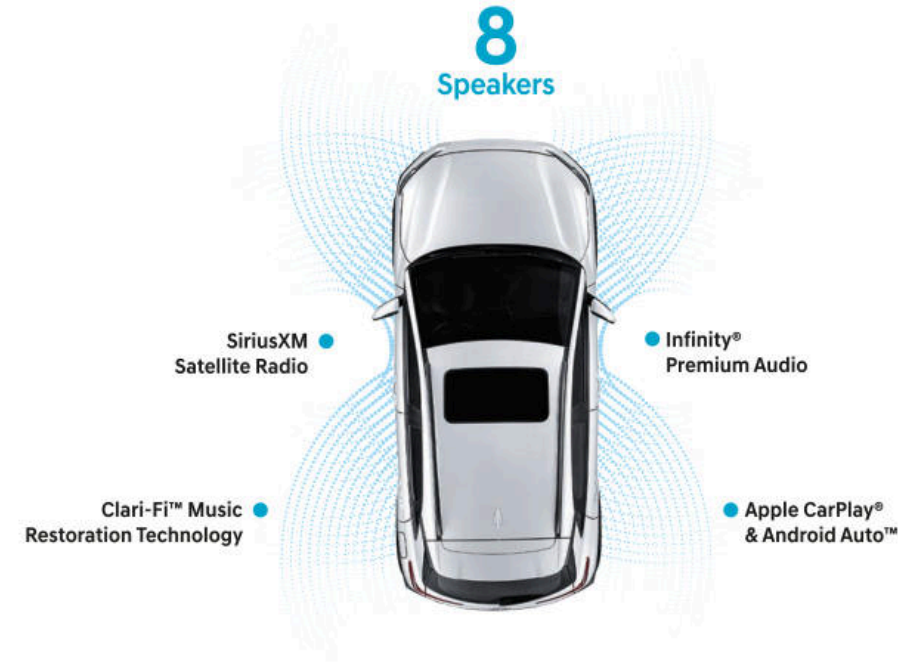
Welcome to the fun zone.

Maybe the most surprising thing people are discovering about Kona and Kona Electric is how much room there is for passengers, cargo or – thanks to 60/40 split-folding rear seats – combinations of both.


Kona's versatile and spacious interior features 19.2 cubic feet of cargo space when the rear seats are up. A dual-level cargo floor helps you organize things, while large door openings make getting people inside a snap. Settle into your high seat position, and you'll enjoy the luxury of an available 8-way power driver seat with power lumbar adjustment and controls placed precisely where your fingertips expect them to be.

Tilt up or slide open the available power sunroof to let the sun and fun fill your space in concert with the available Infinity® Premium Audio system. You'll hear sparkling sound, thanks to Clari-Fi™ Music Restoration Technology that restores qualities lost when streaming compressed music files.


Kona Ultimate and Kona Electric Ultimate feature high-resolution touchscreens that include a navigation system with split-screen display, junction view lane guidance and subscription-free real-time traffic updates through HD Radio.™ Let the good times roll.




60/40 split-folding rear seats



Power tilt-and-slide sunroof



Dual-level cargo floor



Kona Electric Ultimate 10.25" navigation screen





KONA Ultimate in Pulse Red


Performance review? Bring it on.

Whether you test-drive Kona SE, SEL or SEL Plus, you'll feel the smooth, powerful response of a fuel-efficient, eco-friendly 2.0L Atkinson Cycle engine paired with a 6-speed SHIFTRONIC® transmission. On Kona Limited, Ultimate and Night Edition, a turbocharged 1.6L engine and 7-speed Dual Clutch Transmission wield 175 horsepower on your behalf.


On every model with All Wheel Drive, a multi-link rear suspension helps achieve precise steering response and nimble handling. Every Kona features Drive Mode Select, which lets you customize the steering feel, transmission and overall powertrain responsiveness at the push of a button. Two driving modes, Normal and Sport, alter the torque distribution and shift mapping. Another feature, Downhill Brake Control, brings stability to the tricky task of easing your Kona down a steep incline.

Kona Ultimate models are equipped with technologies that make long-distance driving a dream. Smart Cruise Control adjusts your speed automatically when slower traffic is sensed,¹ while a full-color Heads-up Display relays vital driving and navigation information at-a-glance using a large pop-up display. Every Kona model also features a Rear View Monitor with Parking Guidance that takes the pain out of tight parking spaces.

Kona Fingertip Controls



Full-color Heads-up Display



Multi-information display



All Wheel Drive



Rear View Monitor with Parking Guidance

¹Smart Cruise Control (SCC) is not a collision avoidance or warning device. SCC is for highway use only and should not be used in poor weather, heavy or varying traffic, or on winding or slippery roads. The driver remains responsible to slow or stop the vehicle to avoid a collision. See Owner's Manual for details and limitations. ² Available on models equipped with All Wheel Drive. ³ Not available on Kona SE. ⁴ Available on Kona Ultimate only.

Driving electric has never been easier.

Kona Electric delivers instant torque for quick acceleration – with zero tailpipe emissions. And no more pit stops at the gas pump. Using the charge port conveniently integrated in the grille area, you can recharge in less than an hour at charging stations – a 100 kW DC Fast Charger provides 80% of the charge in approximately 54 minutes. With a 50 kW DC Fast Charger, an 80% charge takes around 75 minutes.


With the Hyundai Blue Link® app downloaded to your smartphone, you can schedule a time to recharge during off-peak hours when electric rates are lower.¹

Your Kona Electric even handles some of the recharging for you while driving – steering wheel paddles let you control four levels of regenerative braking.


Steering wheel controls also let you activate Kona Electric's Utility Mode when you want to camp out and use the climate and audio systems while your vehicle is stopped. The clever packaging of battery components within Kona Electric's platform leaves loads of room for happy campers and their belongings, too. Welcome to life on easy street.



Front grille charge port



Shift-by-Wire drive selector



Available ventilated front seats



Regenerative brake level control paddles



KONA Electric Ultimate in Ceramic Blue



KONA Electric Ultimate in Pebble Blue/Gray Leather



¹Requires active Blue Link subscription with Remote package.

KONA Electric Ultimate in Pebble Blue/Gray Leather



2020 Top Safety Pick
2020 Kona when equipped with Forward Collision-Avoidance Assist and LED headlights⁶



2020 Hyundai Kona:
5-Star Overall Safety Rating⁷

¹It is the driver's responsibility to remain alert at all times. Driver Attention Warning is only a warning to inform the driver of a potential lack of driver attention or drowsiness. It does not detect and provide an alert in every situation. See Owner's Manual for further details and limitations. ²Lane Keeping Assist (LKA) helps to keep the driver from drifting over the lane edge and operates above approximately 44 mph when the lane markings are clearly visible on the road. It will not prevent loss of control. This driver assistance system is not a substitute for safe driving and will not work under all circumstances. See Owner's Manual for further details and limitations. ³Forward Collision-Avoidance Assist (FCA) is designed to assist drivers to avoid, or reduce the severity of, collisions with cars that have slowed or stopped in front of them. It is a supplemental assist and does not replace the need for extreme care and attention by the driver. FCA may not stop the vehicle completely and will not avoid all collisions. See Owner's Manual for details and limitations. ⁴Forward Collision-Avoidance Assist with Pedestrian Detection helps detect pedestrians, but not in all conditions. ⁵Features vary by model. For details, refer to the features chart in the back of this brochure or visit HyundaiUSA.com regarding specific safety feature availability. ⁶To qualify for 2020 TOP SAFETY PICK, a vehicle must earn good ratings in the driver-side and passenger-side small overlap front, moderate overlap front, side, roof strength and head restraint tests. It also must earn an advanced or superior rating for vehicle-to-vehicle and vehicle-to-pedestrian front crash prevention and an acceptable or good headlight rating. ⁷Government 5-Star Safety Ratings are part of the National Highway Traffic Safety Administration's (NHTSA) New Car Assessment Program (www.nhtsa.gov).

Safety from every angle.

A suite of advanced safety innovations called Hyundai SmartSense monitor your back, front and flanks for potential hazards. While most other SUVs reserve the latest technologies for expensive option packages or higher trim levels, many of Kona's SmartSense features are standard on every model.

A few examples: Driver Attention Warning acts like a digital co-pilot, analyzing your driving patterns and issuing an audible/visual alert if driver fatigue or inattention is detected.¹ Drift outside of your lane without signaling, and Lane Keeping Assist may lend a hand with subtle steering corrections.² Forward Collision-Avoidance Assist warns you when approaching a slowing or stopped vehicle, and brakes if necessary to avoid impact.³ On Ultimate models, it's enhanced with Pedestrian Detection – a feature many competitors don't offer as an option on their top-of-the-line models.⁴

A unibody structure infused with advanced high-strength steel helps protect the integrity of the passenger cabin in the event of a collision (while also contributing to a smooth, quiet ride). And because advanced high-strength steel is also lightweight, Kona handles with remarkable agility. Which means it's nimble enough to help you steer clear of trouble in the first place. Reinforcing your sense of command is Kona's high seating position. Along with available features like heated side mirrors and rain-sensing wipers, it helps you see every move with exceptional clarity.



Forward Collision-Avoidance Assist



Rear Cross-Traffic Collision Warning

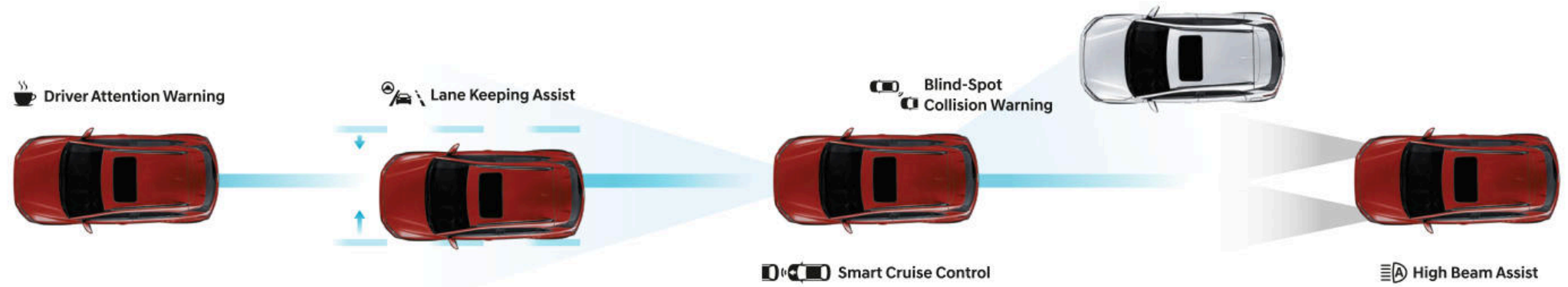


Lane Keeping Assist



Smart Cruise Control

SmartSense Safety Technologies⁵



Technology this amazing borders on magic.

Thankfully, there's no trick to enjoying all of the innovations available with Hyundai's Blue Link® Connected Car System! Using the MyHyundai app on your smartphone or smartwatch – or your Amazon Echo® or Google Home™ device² – you can remotely unlock your Kona's doors, start the engine and activate the climate controls while you're getting ready to leave.³

Blue Link's array of Connected Care services offer security on the road – and convenience on the go. You can receive Monthly Vehicle Health Reports and reminders for service check-ups, control your Kona Electric's charging remotely, and much more. With Blue Link's Guidance package, you can tap POI Search on your smartphone to find a new restaurant or point of interest, then send driving directions to the Ultimate model's navigation system.⁴

Of course, Blue Link is just one of the ways Hyundai makes life easier. Apple CarPlay® and Android Auto™ sync your smartphone with Kona's large color touchscreen display for easy access to your contact lists, texts, calls, maps and navigation, music library and more – ensuring the smarts of your smartphone travel with you wherever you go. Wireless device charging is also available – like those dual front USB charging ports, you'll wonder how you ever got along without it.⁵


¹ Not available with Kona SE or SEL. 2021 Kona and Kona Electric vehicles include 3 years of the Blue Link Connected Care, Remote and Guidance (factory-equipped navigation required) packages. All trials require an active Blue Link subscription agreement subject to the Connected Services Terms and Conditions. Three-year term starts from the new vehicle date-of-first-use, is available for new vehicle purchases and leases, and is transferable to subsequent owners subject to the Terms and Conditions. Only use Blue Link and corresponding devices when safe to do so. Cellular and GPS coverage is required. Features, specifications and fees are subject to change. For more on details and limitations, visit HyundaiUSA.com or your authorized Hyundai dealer. ² Amazon, Alexa and all related logos and motion marks are trademarks of Amazon.com, Inc. or its affiliates. Google, Google Home and other marks are trademarks of Google Inc. ³ Requires active Blue Link Remote package. Not available on all models. Remote climate control available on properly equipped models with fully automatic temperature control. Remote stop only available when in remote start mode. ⁴ Requires navigation-equipped vehicle and active Blue Link Guidance package. ⁵ Qi wireless charging function is based on smartphone compatibility and/or specific accessory cases. ⁶ Blue Link agents will contact existing emergency service responders.



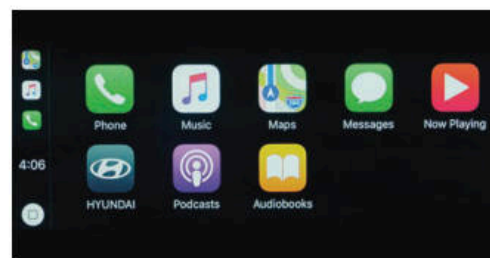
KONA Ultimate in Thunder Gray



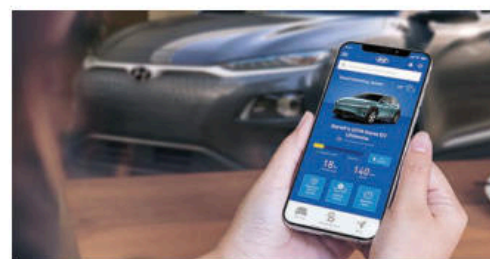
Wireless device charging (Kona shown)



Infinity® Premium Audio system



Apple CarPlay®



Remote Charge Access (Kona Electric)



Automatic Emergency Assistance

Blue Link Connected Care offers 24/7 SOS Emergency Assistance as well as Automatic Collision Notification that calls for help if you're in an accident where airbags deploy.⁶



On-Demand Diagnostics

Run vehicle diagnostics from your Kona's touchscreen, report issues at the press of a button and receive Monthly Vehicle Health Reports or maintenance reminders by email.



Vehicle Charging Dashboard

Find charging stations, control your Kona Electric's charging remotely and schedule charging times at cheaper off-peak hours.



Service Link

Conveniently schedule your Kona for service from the driver seat or through your MyHyundai smartphone app.



Car Finder

Our Car Finder smartphone app feature lets you navigate your way through crowded parking lots back to your vehicle.



Remote Controls

Use your smartphone, home assistant or wearable device to remotely start your Kona, unlock the doors, set the cabin temperature and more.


KONA Exterior Colors



Galactic Gray



Ultra Black



Thunder Gray




Chalk White




Sonic Silver

Black Roof (SEL)



Pulse Red


Black Roof (SEL)




Surf Blue

Dark Gray Roof (SEL)


KONA Interior Colors



SE/SEL/SEL Plus/Night Edition Black Cloth



Limited/Ultimate Black Leather




Limited/Ultimate Gray Leather


KONA SEL Contrasting Roof Colors

Available with Sonic Silver, Pulse Red and Surf Blue

KONA Electric Exterior Colors




Galactic Gray White Roof (SEL)




Ceramic Blue White Roof (SEL)




Pulse Red Black Roof (SEL)



Chalk White Black Roof (SEL)




Ultra Black Dark Night Roof (SEL)




Sonic Silver Black Roof (SEL)


KONA Electric Interior Colors



SEL Black Cloth



Limited/Ultimate Black Leather

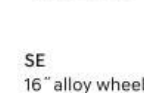


Limited/Ultimate Pebble Blue/Gray Leather

KONA Electric SEL Contrasting Roof Colors

Available with any exterior color

Wheels



SE 16" alloy wheel



SEL / SEL Plus 17" alloy wheel



Night Edition 18" RAYS" alloy wheel



Limited / Ultimate 18" alloy wheel



Electric 17" alloy wheel



KONA SE



- Popular Features**
- Forward Collision-Avoidance Assist
 - Lane Keeping Assist
 - Rear View Monitor with Parking Guidance
 - Apple CarPlay® and Android Auto™
 - 16" alloy wheels

KONA SEL



- Popular Features**
- Contrasting roof color (red/blue/silver only)
 - Rear Cross-Traffic Collision Warning
 - Proximity Key entry with push button start
 - Heated front seats
 - 17" alloy wheels

KONA SEL Plus



- Popular Features**
- Power tilt-and-slide sunroof³
 - 8-way power driver seat
 - Infinity® Premium Audio with 8 speakers
 - 4.2" color multi-information display
 - Wireless device charging

KONA Night Edition



- Popular Features**
- LED headlights and taillights
 - Gloss black side mirrors/door sills
 - Aluminum-alloy sport pedals
 - Gloss black interior accents
 - 18" RAYS® semi-gloss black alloy wheels

KONA Limited



- Popular Features**
- Premium dark gray body cladding
 - Leather seating surfaces
 - Automatic temperature control
 - LED headlights and taillights
 - 18" alloy wheels

KONA Ultimate



- Popular Features**
- Full-color Heads-up Display
 - Parking Distance Warning - Reverse
 - 8" touchscreen display with navigation
 - Rain-sensing windshield wipers
 - Smart Cruise Control

2.0L MPI 4-cylinder

hp 147
lb-ft 132

EPA MPG Estimates (City/Highway/Combined)¹

27/33/30 FWD 6-speed A/T
25/30/27 AWD 6-speed A/T

1.6L Turbo GDI 4-cylinder

hp 175
lb-ft 195

EPA MPG Estimates (City/Highway/Combined)¹

28/32/30 FWD 7-speed DCT
26/29/27 AWD 7-speed DCT

KONA Electric SEL



- Popular Features**
- DC Fast Charging capability
 - 7" color touchscreen display audio
 - Contrasting color roof
 - Rear Cross-Traffic Collision Warning
 - 17" alloy wheels

KONA Electric Limited



- Popular Features**
- Power tilt-and-slide sunroof
 - Power driver seat / leather seating surfaces
 - Full LED headlights with High Beam Assist
 - Wireless device charging
 - Battery warmer system

KONA Electric Ultimate



- Popular Features**
- 10.25" color touchscreen navigation system
 - Full-color Heads-up Display
 - Ventilated front seats
 - Infinity® Premium Audio with 8 speakers
 - Smart Cruise Control with Stop & Go

Permanent-Magnet Electric Motor

hp 201
lb-ft 291

EPA MPGe Estimates (City/Highway/Combined)²

132/108/120

258
Maximum Driving Range (miles)

Exterior / Interior Dimensions	KONA	KONA Electric
Wheelbase	102.4 in	102.4 in
Overall Length	164.0 in	164.6 in
Overall Width	70.9 in	70.9 in
Overall Height (with roof rails)	61.0 (61.6) in	61.2 in
Headroom - front (with sunroof) / rear	39.6 (38.0) / 37.8 in	39.6 (38.0) / 37.7 in
Legroom - front / rear	41.5 / 34.6 in	41.5 / 33.4 in
Shoulder Room - front / rear	55.5 / 54.5 in	55.5 / 54.5 in
Passenger Volume / Total Interior Volume	94.1 / 113.3 cu ft	92.4 / 111.7 cu ft
Cargo Capacity - rear seats up / folded down	19.2 / 45.8 cu ft	19.2 / 45.8 cu ft

KONA / KONA Electric

	SE	SEL	SEL Plus	Night	Ltd	Ult	SEL	Ltd	Ult
Power & Handling									
147 hp/132 lb-ft, 2.0L MPI Atkinson Cycle 4-cylinder engine	●	●	●	-	-	-	-	-	-
175 hp/195 lb-ft, 1.6L Turbo GDI 4-cylinder engine	-	-	-	●	●	●	-	-	-
201 hp/291 lb-ft (150 kW), Permanent-Magnet Synchronous Motor with 64 kWh lithium-ion polymer battery system	-	-	-	-	-	-	●	●	●
6-speed automatic transmission with SHIFTRONIC®	●	●	●	-	-	-	-	-	-
7-speed EcoShift® Dual Clutch Transmission	-	-	-	●	●	●	-	-	-
Shift-by-Wire drive selector	-	-	-	-	-	-	●	●	●
DC Fast Charging capability with SAE combo port	-	-	-	-	-	-	●	●	●
Electronic Parking Brake with Automatic Vehicle Hold	-	-	-	-	-	-	●	●	●
4-wheel disc brakes	●	●	●	●	●	●	●	●	●
Torque vectoring by braking	●	●	●	●	●	●	-	-	-
Regenerative brake level control paddles	-	-	-	-	-	-	●	●	●
Drive Mode Select	●	●	●	●	●	●	●	●	●
All Wheel Drive and multi-link rear suspension	○	○	○	○	○	○	-	-	-
Multi-link rear suspension	-	-	-	-	-	-	●	●	●
Downhill Brake Control and Hillstart Assist Control	●	●	●	●	●	●	-	-	-
Battery warmer system	-	-	-	-	-	-	-	●	●
Exterior Features									
Cascading grille with chrome grille surround	-	-	-	-	●	●	-	-	-
Active grille shutters	-	-	-	-	-	-	●	●	●
Wave pattern front and rear body design	-	-	-	-	-	-	●	●	●
Gloss black side mirrors and door sills	-	-	-	●	-	-	-	-	-
Premium gray body cladding	-	-	-	●	●	●	●	●	●
Bodycolor exterior door handles	●	●	●	●	●	●	●	●	●
Rear spoiler with center LED brake light	●	●	●	●	●	●	●	●	●
LED Daytime Running Lights	●	●	●	●	●	●	●	●	●
LED headlights	-	-	-	●	●	●	-	●	●
Front fog lights	-	-	-	-	●	●	-	-	-
LED taillights	-	-	-	●	●	●	●	●	●
Automatic on/off headlights	●	●	●	●	●	●	●	●	●
Heated side mirrors with turn signal indicators	-	●	●	●	●	●	●	●	●
Solar front glass	●	●	●	●	●	●	●	●	●
Privacy rear glass	-	●	●	●	●	●	●	●	●
Rain-sensing windshield wipers	-	-	-	-	-	●	-	-	●
Aero wiper blades	-	●	●	●	●	●	●	●	●
Roof side rails	-	●	●	●	●	●	-	-	-
Contrasting roof color	-	○	-	-	-	-	●	-	-
Power tilt-and-slide sunroof ³	-	-	●	-	●	●	-	●	●
Interior Features									
Remote keyless entry system with alarm	●	-	-	-	-	-	-	-	-
Proximity Key entry with push button start	-	●	●	●	●	●	●	●	●
Tilt-and-telescopic steering wheel with audio, Bluetooth® phone and cruise controls	●	●	●	●	●	●	●	●	●
Rear View Monitor with Parking Guidance	●	●	●	●	●	●	●	●	●
Multi-information display	●	●	-	-	-	-	-	-	-
Color multi-information display	-	-	●	●	●	●	-	-	-
7" Electroluminescent Gauge Cluster with Electric Technology Display	-	-	-	-	-	-	●	●	●

KONA / KONA Electric

	SE	SEL	SEL Plus	Night	Ltd	Ult	SEL	Ltd	Ult
Interior Features									
Full color Heads-up Display	-	-	-	-	-	●	-	-	●
Automatic temperature control	-	-	-	-	-	-	●	●	●
Automatic temperature control with Driver Only Mode	-	-	-	-	-	-	-	●	●
6-way adjustable driver seat with height adjustment	●	●	-	-	-	-	●	-	-
8-way power driver seat with power lumbar support	-	-	●	●	●	●	-	●	●
Leather-wrapped steering wheel	-	●	●	●	●	●	-	●	●
Leather-wrapped shift knob	-	●	●	●	●	●	-	-	-
Heated front seats	-	●	●	●	●	●	●	●	●
Ventilated front seats and heated steering wheel	-	-	-	-	-	-	-	-	●
Leather seating surfaces	-	-	-	-	-	-	-	●	●
Aluminum pedals, gloss black accents and black headliner	-	-	-	●	-	-	-	-	-
60/40 split fold-flat rear seats	●	●	●	●	●	●	●	●	●
Folding rear-seat center armrest with dual cupholders	●	●	●	●	●	●	●	●	●
Power windows with front auto-down/up	-	●	●	●	●	●	-	●	●
Dual illuminated vanity mirrors with sunvisor extensions	-	●	●	●	●	●	-	●	●
Auto-dimming rearview mirror with HomeLink®	-	-	●	-	-	-	-	●	●
Smart Cruise Control	-	-	-	-	-	-	-	-	-
Smart Cruise Control with Stop & Go	-	-	-	-	-	-	-	-	●
Hidden cargo-area storage compartment	-	●	●	●	●	●	-	-	-
Advanced Safety									
Forward Collision-Avoidance Assist	●	●	●	●	●	-	●	●	-
Forward Collision-Avoidance Assist with Pedestrian Detection	-	-	-	-	-	-	-	-	●
Lane Keeping Assist	●	●	●	●	●	●	●	●	●
Driver Attention Warning	●	●	●	●	●	●	●	●	●
Blind-Spot Collision Warning	-	●	●	●	●	●	-	●	●
Rear Cross-Traffic Collision Warning	-	●	●	●	●	●	-	●	●
High Beam Assist	-	-	-	-	-	-	-	●	●
Parking Distance Warning - Reverse	-	-	-	-	-	-	-	-	●
Tire Pressure Monitoring System with individual tire indicators	●	●	●	●	●	●	●	●	●
Audio & Connected Car Technology									
7" touchscreen AM/FM/MP3 display audio system	●	●	●	●	●	-	●	●	-
8" high-resolution color touchscreen audio and navigation system	-	-	-	-	-	-	-	-	-
10.25" high-resolution color touchscreen navigation system	-	-	-	-	-	-	-	-	●
Infinity® Premium Audio system with 8 speakers (including subwoofer) and Clari-Fi™ Music Restoration Technology	-	-	●	●	●	●	-	-	●
Apple CarPlay® and Android Auto™	●	●	●	●	●	●	●	●	●
SiriusXM Satellite Radio and HD Radio™	-	●	●	●	●	●	●	●	●
HD Radio™ traffic services (no subscription required)	-	-	-	-	-	-	-	-	●
Wireless device charging	-	-	●	-	●	●	-	●	●
Blue Link® Connected Car System (3 years complimentary)	-	-	●	●	●	●	-	●	●
Dual front USB charge ports and 12-volt power outlet	●	●	●	●	●	●	●	●	●
Auxiliary input jack	●	●	●	●	●	●	●	●	-

¹EPA estimates for comparison only. Mileage may vary. Your actual mileage will vary with options, driving conditions, driving habits and the vehicle's condition. ²MPGe is the EPA-equivalent of gasoline fuel efficiency for electric mode operation. Use for comparison purposes only. Mileage may vary depending on driving conditions, driving habits, vehicle condition, the age/condition of the lithium-ion polymer battery and other factors. ³Not available on all 2021 Kona SEL Plus trims. Contact your local dealer for details.

● Standard ○ Optional - Not Available **Night** = Night Edition **Ltd** = Limited **Ult** = Ultimate



Hyundai Hope On Wheels®

Helping Kids Fight Cancer Since 1998



Hope makes every Hyundai better.

Each time we sell a Hyundai, a portion goes to Hyundai Hope On Wheels® to help find a cure for childhood cancer. Over the last 22 years, Hyundai Hope On Wheels has donated more than \$172 million. Hope is our greatest feature. And it comes standard on every Hyundai. For more information, please visit HyundaiHopeOnWheels.org.



America's Best Warranty

POWERTRAIN LIMITED WARRANTY

10 YEARS
100,000 MILES

NEW VEHICLE LIMITED WARRANTY

5 YEARS
60,000 MILES

ANTI-PERFORATION WARRANTY

7 YEARS
UNLIMITED MILES

24/7 ROADSIDE ASSISTANCE

5 YEARS
UNLIMITED MILES

HYBRID/ELECTRIC SYSTEM COMPONENTS

10 YEARS
100,000 MILES



Complimentary maintenance includes Hyundai-approved oil and oil filter changes (except for electric vehicles and fuel cell electric vehicles) plus tire rotation at normal factory-scheduled intervals for 3 years or 36,000 miles, whichever comes first. This offer valid only for new 2020-2021 Hyundai models purchased or leased on or after February 1, 2020. See your Hyundai dealer for further details and limitations.



Our commitment to Hyundai owners does not end with the transfer of keys. Wherever the road takes you, we've got your back with Hyundai Assurance, an umbrella of services and benefits that includes America's Best Warranty, 24/7 Roadside Assistance, innovative safety and car care features...and more.

See dealer for LIMITED WARRANTY details. Fuel economy estimated by EPA for comparison only. Mileage may vary. While the information contained in this brochure was correct at the time of printing, specifications and equipment can change. Feature comparisons based on competitor information available at the time of printing. No warranty or guarantee is being extended in this brochure, and Hyundai reserves the right to change product specifications and equipment at any time without incurring obligations. Some vehicles are shown with optional equipment. Specifications apply to U.S. vehicles only. Please contact your Hyundai dealer for current vehicle specifications. As part of Hyundai's commitment to a responsible environment, this brochure was printed using paper certified by the Forest Stewardship Council®. FSC® certification helps ensure that the highest social and environmental standards are met in the making of the paper we use, contributing to conservation, responsible management and community-level benefits for people near the forests.

