

2025

PALISADE





Take in the good life. There's room.

The 2025 Hyundai Palisade is all about premium size, style and comfort for the memorable journey you're on together. The 3-row Palisade can be fitted with either 7- or 8-passenger seating and available heated seats in all three rows. Available seat ventilation offers cooling comfort in the first two rows, while other details – like a standard Wi-Fi hotspot onboard¹ – offer big benefits.

Everywhere you look, advanced technologies create elegant solutions. A hands-free smart liftgate is available, as well as hydrophobic glass that helps repel water and dirt from the front-door windows. A full-display digital rearview mirror is also available for better night vision – or unobstructed views if your Palisade is loaded with cargo. USB ports and an available wireless phone charger add to the Palisade's high-end appeal.²

Hyundai SmartSense, our suite of advanced safety and driver-assist technologies, helped the 2024 Palisade earn a 2024 IIHS *TOP SAFETY PICK* to bolster your peace of mind.³ And HTRAC All Wheel Drive is available on every Palisade model for enhanced traction. On Palisade Calligraphy, even the way it parks is next-level convenient – a Remote Smart Parking Assist feature lets you effortlessly roll into or out of parking spots using your key fob as a remote control.⁴

It's easy to see why Brand Keys ranked Hyundai #1 in customer loyalty 15 years in a row,⁵ meaning more people who buy a Hyundai buy another – more than any other car, at any price. And it's not just owners who love Hyundai: The Hyundai Palisade was named 2024 Best Midsize SUV by *U.S. News & World Report*.⁶

¹ Requires active data plan from Verizon and acceptance of Hyundai Motor America Connected Services Terms and Conditions. Coverage and service are not available in all areas. Wi-Fi hotspot is intended for passenger use only. Only use Wi-Fi and connected devices when safe to do so. See www.verizon.com/plans/connected-car/ for terms and conditions. ² Qi wireless charging function is based on smartphone compatibility and/or specific accessory cases. ³ Safety features vary by model. For details, refer to the Features chart in the back of this brochure or visit HyundaiUSA.com. ⁴ Remote Smart Parking Assist (RSPA) can help remotely park the vehicle. However, several factors can impact RSPA performance. RSPA may not function correctly if one or more of the parking sensors is damaged, dirty or covered, or if weather conditions (heavy rain, snow or fog) interfere with sensor operation. Always inspect the parking area with your own eyes. See Owner's Manual for details and limitations. ⁵ Based on Brand Keys 2010, 2011, 2012, 2013, 2014, 2015, 2016, 2017, 2018, 2019, 2020, 2021, 2022, 2023 and 2024 Customer Loyalty Engagement Index*. ⁶ View U.S. News Best Cars at cars.usnews.com.



PALISADE Calligraphy Night Edition in Black Premium Combination

Savor the intersection of design and technology.

With its elevated seating position – and commanding view of a spacious cabin that boasts more front legroom than some full-size SUVs – Palisade raises the standards of modern interior design. Position yourself in the driver's seat, and all of the information you need is presented on a continuous display: There's a large 12.3" high-resolution split-screen audio/navigation system to your right, and an available 12.3" digital instrument cluster front and center.

Also at your command is Dynamic Voice Recognition. Prompted by conversational phrases, it lets you easily adjust your climate, audio or navigation settings.¹ On Palisade Limited and Calligraphy models, a full-color Head-up Display can project your critical driving data onto the windshield – just like a fighter jet.

Slip inside Palisade Calligraphy, and you're surrounded by buttery-soft Nappa leather trim with a distinctive quilted pattern (a luxurious Calligraphy Night Edition features exclusive dark premium seating surfaces with microfiber suede inserts). Beneath you is supremely comfortable heated and ventilated seating that extends from the front seats to the 2nd-row captain's chairs. Up above, an expansive dual sunroof bathes the interior in natural light. And a camera mounted in the rear spoiler provides a video feed of what's behind your Palisade to the full-display digital rearview mirror.

If all of that sounds inviting, so will this: An available Harman Kardon® premium audio system uses QuantumLogic® Surround to fill your cabin with powerful, sparkling sound.² The system's Clari-Fi™ Music Restoration Technology works in the background to restore the richness of your music by fixing waveform deficiencies inherent in digital audio compression.



harman/kardon
by HARMAN

QuantumLogic®
Surround Sound

Android Auto™
Apple CarPlay®

SiriusXM®
Satellite Radio

Dynamic Voice
Recognition



Palisade Calligraphy in Beige Nappa Leather




Wide 12.3" touchscreen navigation display



Full-display digital rearview mirror



12.3" digital instrument cluster



2nd-row side window sunshades

¹Speak in a normal voice and minimize background noise for best results. See Owner's Manual for details and limitations. ²Harman/Kardon and QuantumLogic are trademarks of Harman International Industries, Inc.



Drive your own road. Choose your own mode.

As our flagship SUV, Palisade expresses our highest level of refinement. With Drive Mode Select, you can fine-tune that feeling. Want to enhance the precise response of its steering, braking and acceleration? Turn the Drive Mode knob on the center console to Sport, and your Palisade sharpens its performance edge.

Select Comfort mode, and your Palisade instantly adjusts the engine, transmission and other systems for a smoother, more relaxed response. Choose Eco mode, and your Palisade is set up for peak fuel efficiency. Vehicles equipped with available HTRAC All Wheel Drive even feature a Snow mode that calibrates traction for slick driving surfaces, and a Tow mode that optimizes AWD acceleration for smooth towing.

Whatever mode you choose, the power you feel pours from a Shift-by-Wire 8-speed automatic transmission and an innovative 3.8L GDI V6 engine that generates up to 291 horsepower. Palisade's versatility extends from a towing capacity of up to 5,000 pounds¹ to an EPA-estimated rating of up to 26 MPG on the highway.² The HTRAC AWD available on all Palisade models also includes Downhill Brake Control, which helps maintain traction when you're descending an incline without having to press the brake pedal.³



HTRAC All Wheel Drive with Tow Mode



Auto-leveling rear suspension



Shift-by-Wire push-button drive controls

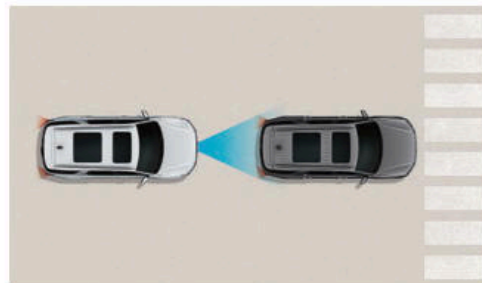
¹Towing capacity with trailer brakes. ²EPA estimates with front-wheel drive for comparison only. Mileage may vary. Your actual mileage will vary with options, driving conditions, driving habits and the vehicle's condition. ³Downhill Brake Control is designed to help the driver maintain vehicle speed on steep, downhill descents and is not a substitute for safe driving. Vehicle speed, grade, surface conditions and other factors can affect the system's capability. See Owner's Manual for details and limitations.

Find a new outlook on safety – from the top.

To earn an IIHS *TOP SAFETY PICK* rating,¹ you've got to be on the top of your game. Palisade deploys Hyundai SmartSense technologies to help protect you from every angle. Forward Collision-Avoidance Assist scans the road ahead, detecting potential collisions with other vehicles, pedestrians or cyclists.² Lane Following Assist,³ together with features like Blind-Spot Collision Warning⁴ and Safe Exit Assist,⁵ help monitor your Palisade's flanks. Behind you, a rearview camera and Rear Cross-Traffic Collision-Avoidance Assist technology have your back.⁶

You'll appreciate the view from two more innovations on Palisade SEL Premium, Limited and Calligraphy trims. Blind-Spot View Monitor helps negotiate lane changes by showing video of either blind spot on the digital instrument cluster after you activate the turn signal.⁷ There's also Surround View Monitor that assists in managing tricky parking maneuvers,⁸ now also standard on the Palisade XRT.

Hyundai SmartSense Technologies



1. Forward Collision-Avoidance Assist

When the front-facing camera or radar detects a vehicle, pedestrian or cyclist in your path – or an oncoming car when you're turning left in an intersection – your Palisade warns of a potential collision. If necessary, the system may apply emergency braking automatically to help avoid a collision.



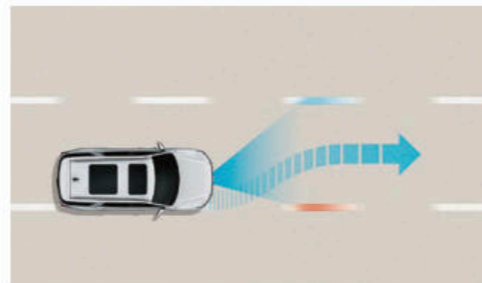
2. Blind-Spot Collision Warning

If your Palisade detects a vehicle in your blind spot while the turn signal is on, it issues an alert before you change lanes to help avoid a collision. It also monitors for vehicles approaching from behind to help prevent collisions when you are exiting a parallel parking spot.



3. Rear Cross-Traffic Collision-Avoidance Assist

Backing out of a parking space and wondering if there's cross traffic? First, check the available full-display digital rearview mirror. Once you are in reverse, Rear Cross-Traffic Collision-Avoidance Assist warns of detected vehicles approaching from the side. If necessary, your Palisade may automatically apply braking to help prevent a collision.



4. Lane Following Assist

Using the front-view camera to detect lane markers on the pavement, this feature offers subtle steering corrections to help keep your Palisade centered in its lane. Your Palisade is also able to determine a virtual path based on the movements of the preceding vehicle.



Blind-Spot View Monitor



Surround View Monitor



5. Highway Driving Assist

Beyond helping to keep you centered in your lane at a safe cruising distance from the vehicle in front – while automatically adjusting for changing speed limits – Palisade can also reduce your cruise control speed automatically when entering a curve. Palisade models equipped with Highway Driving Assist 2 help perform automatic lane changes in the direction indicated by your turn signal when it is safe to do so.⁹



6. Advanced Rear Occupant Alert & Safe Exit Assist

An available ultrasonic sensor in the headliner scans for rear seat movement after you exit and lock your Palisade. If movement by a child or pet is detected, it sounds the horn, flashes its lights and sends an alert to your phone.¹⁰ Safe Exit Assist warns the driver if an approaching vehicle is detected alongside an opening door.



¹To qualify for 2024 *TOP SAFETY PICK*, a vehicle must earn good ratings in the small overlap front, original moderate overlap front and updated side tests. It also must earn an acceptable or good rating for pedestrian front crash prevention and come with standard acceptable- or good-rated headlights. For details, please visit www.iihs.org. ²Forward Collision-Avoidance Assist with Pedestrian Detection is intended to be a supplement to safe driving practices. The system is not designed to detect certain stationary objects such as trees or poles, and may not detect all vehicles, pedestrians or cyclists under certain conditions. The system is a driver assistance system and is not a substitute for safe driving. The driver is responsible for being attentive and maintaining control of the vehicle, and should not wait for the system's alerts before braking as there may not be sufficient time to brake safely. See Owner's Manual for details and limitations. ³Lane Following Assist (LFA), when actively engaged with Smart Cruise Control or Highway Driving Assist, helps keep your vehicle centered in its lane when the lane markings are clearly visible on the road. Lane Following Assist will not work under all circumstances and will not prevent loss of control. Lane Following Assist is a supplemental assist, and does not replace the need for extreme care and attention by the driver. See Owner's Manual for details and limitations. ⁴Blind-Spot Collision Warning (BCW) helps warn you of other cars in the blind-spot region to help prevent an unsafe lane change. It also helps prevent collisions when exiting parallel parking spots by alerting the driver to a potential hazard. Never rely exclusively on BCW as it is not a substitute for attentive driving. Always look over your shoulder and use your mirrors to confirm clearance. There are limitations to the function, detection, range and clarity of the system. BCW may not function correctly if one or more of the parking sensors is damaged, dirty or covered, or if weather conditions (heavy rain, snow or fog) are interfering with sensor operation. See Owner's Manual for details and limitations. ⁵When parked, Safe Exit Assist (SEA) can alert occupants planning to exit the vehicle when another vehicle is detected to be approaching from behind. When child locks are active, SEA prevents the disablement of the child locks if a vehicle approaching from behind is detected. All doors must be closed for Safe Exit Assist to operate. Functionality is retained for 10 minutes after the ignition is turned off. Opening the door switches Safe Exit Assist off. See Owner's Manual for details and limitations. ⁶Rear Cross-Traffic Collision-Avoidance Assist (RCCA) is designed to notify drivers of approaching cross traffic behind their vehicle. When another vehicle is detected while you are backing out of a parking spot, it provides audible and visual display

warnings and applies braking if it senses a collision is imminent. RCCA is active when the vehicle is in reverse gear and backing at a speed less than 6 mph. It only engages during the first activation of reverse gear from park and may not detect all vehicles, depending on the size, angle, distance and speed of the other vehicle. Never rely exclusively on RCCA. Always look over your shoulder and use your mirrors to confirm rear clearance. There are limitations to the function, detection, range and clarity of the system. See Owner's Manual for details and limitations. ⁷The Blind-Spot View Monitor (BVM) assists the driver in changing lanes by providing a live view of the blind spots on either side of the vehicle and an audible alert if another vehicle is detected. Turn signal must be activated, and other system limitations apply. Do not rely exclusively on BVM. It is the driver's responsibility to be aware of the surroundings and ensure it is clear before changing lanes or directions. See Owner's Manual for more information. ⁸The Surround View Camera System (SVCS) is a parking support system. The Surround View Monitor cannot completely eliminate blind spots, may not detect every object and does not warn of moving objects. Always check your surroundings before moving your vehicle. See Owner's Manual for details and limitations. ⁹Highway Driving Assist (HDA) is for highway use only, can help maintain a safe distance from the vehicle ahead, and can help keep your vehicle centered in its lane when lane markings are clearly visible on the road. HDA should not be used in poor weather, heavy or varying traffic, or on winding or slippery roads. HDA will not work under all circumstances and will not prevent loss of control. Driver remains responsible to slow or stop the vehicle to avoid a collision. See Owner's Manual for details and limitations. ¹⁰When the vehicle is parked and the engine has been turned off, Advanced Rear Occupant Alert (AROA) can help alert the driver if it detects movement from a child or pet. Upon exiting and locking the vehicle, the AROA may provide visual, audible, and/or BlueLink+ alerts if the interior sensors detect movement. AROA is not a substitute for driver attentiveness. Never leave a child or pet unattended in a vehicle. BlueLink+ notification requires a properly equipped vehicle with an active BlueLink+ account. See Owner's Manual for details and limitations.



PALISADE Calligraphy in Beige Nappa Leather

Be the center of your universe.

Palisade effortlessly connects to your world, your wishes and those close to you. You can unlock the doors and start the engine using your compatible smartphone and the MyHyundai with Bluelink app.¹ Apple Wallet,² Samsung Pass² and Google Wallet² let you share your digital key with people you trust.² You also enjoy good connections from the get-go with Palisade's integrated Wi-Fi hotspot³ and easy playlist access using Apple CarPlay⁴ and Android Auto⁴.

The Palisade premium feature set extends to available auto-dimming side mirrors and ventilated front and 2nd-row seats. Palisade Calligraphy's Ergo Motion Driver Seat offers stress-relieving stretching and posture support. There are even more ways to get comfortable with available heated 8-way power front seats and 4-way power lumbar support available for the driver. Dedicated climate control vents for front and rear passengers and a roof vent diffuser that quietly streams air evenly help ensure your comfort is complete.

Third-row passengers ready for naptime? Rear Seat Quiet Mode lets you mute only the rear speakers. There's also a conversation mirror and available Passenger Talk in-car intercom, so you can command your crew without raising your voice.

Access to Palisade's 3rd row is effortless, too, thanks to one-touch sliding 2nd-row seats. The split-folding 2nd and 3rd rows let you quickly reconfigure for cargo, and a button in the cargo area controls the available 3rd-row power-folding seats. So along with the available height-adjustable hands-free smart liftgate,⁵ you can open up your Palisade to a wide range of possibilities.



Digital Key 2 Touch



Wireless phone charger

¹ Not available with Palisade SE. Near Field Communication (NFC) Digital Key 2 Touch requires a compatible iPhone,[®] Apple Watch,[®] Google Pixel or Samsung Galaxy[®] phone. Not all Android, Apple or Samsung devices are compatible. Digital key sharing requires an active Bluelink+ account. See your Owner's Manual for details and limitations. ² Apple[®] is a registered trademark of Apple Inc. Samsung[®] is a registered trademark of Samsung Electronics Inc. Google Wallet[®] is a trademark of Google LLC. ³ Requires active data plan from Verizon and acceptance of Hyundai Motor America Connected Services Terms and Conditions. Coverage and service are not available in all areas. Wi-Fi hotspot is intended for passenger use only. Only use Wi-Fi and connected devices when safe to do so. See www.verizon.com/plans/connected-car/ for terms and conditions. ⁴ Apple[®] is a registered trademark of Apple Inc. Android Auto[™] is compatible with Android[™] phones running Android 5.0 or higher. Android Auto may not be available on all devices. Additional apps may be required. Android and Android Auto are trademarks of Google LLC. ⁵ The hands-free smart liftgate will open when your Proximity Key is within 3 feet of the detection area for at least 3 seconds. Radio transmitters and other vehicle smart keys may interfere with normal operation. Please consult your Owner's Manual for details and limitations.



Remote Smart Parking Assist

Introducing Bluelink+. No fees. No trial. No worries.

With the introduction of Bluelink+, Hyundai becomes the first automotive brand to offer its suite of connected car features to new car purchasers without a subscription. Bluelink+ is complimentary with the purchase of your new 2025 Palisade.¹

Bluelink features technologies designed to help keep you safe – from automatic collision notifications to automatic emergency assistance if your airbags deploy and enhanced roadside assistance that sends your exact location to a roadside assistance associate.² Bluelink also includes helpful maintenance features like remote diagnostics and monthly vehicle health reports. All complimentary with a 2025 Palisade new vehicle purchase for the life of the supporting wireless network technology.³

Our MyHyundai with Bluelink app turns your compatible smartphone, smartwatch or smart home assistant device into a Bluelink remote control that can unlock your Palisade's doors and start the engine and climate controls before you walk out the door.⁴

Enter your Palisade using the Digital Key 2 Touch available for your compatible smartphone or wearable device, and your radio and navigation system presets are restored via your Bluelink personal profile.⁵ Apple Wallet®, Google Wallet® and Samsung Pass® let you share your digital key with trusted friends and family members⁶ – as the primary driver, you can control when a shared key can be used, and pause or end shared-key access at any time.



Automatic Emergency Assistance

Hyundai Bluelink offers 24/7 SOS Emergency Assistance as well as Automatic Collision Notification that calls for help if you're in an accident where your vehicle's airbags deploy.



On-Demand Diagnostics

Run vehicle diagnostics from your MyHyundai app, report issues at the press of a button and receive monthly vehicle health reports or maintenance reminders by email.



Remote Vehicle Controls

Your compatible smartphone, smart speaker or wearable device can remotely start your Palisade's engine, unlock the vehicle's doors, set the cabin's temperature, and much more.



Driver Profile Management

When using remote start or your Digital Key 2 Touch, the radio presets, seating/mirror positions and other Bluelink profile settings are intact the moment you take a seat inside of your Palisade.



Destination Send-to-Car

Use your MyHyundai app to find restaurants or other points of interest, then send the destination to your Palisade's navigation system before you start to drive.



Remote Vehicle Status

Wondering how much fuel is in your tank? If your Palisade's doors are unlocked? Your MyHyundai app knows the answers to these questions and more.




PALISADE Calligraphy Night Edition in Abyss Black

Interior Colors



Black Cloth SE Gray Cloth SE Black H-Tex® SEL / SEL Premium / XRT Gray H-Tex® SEL / SEL Premium Black Leather Limited Beige Leather Limited Black Nappa Leather Calligraphy Beige Nappa Leather Calligraphy Black Premium Combination Calligraphy Night Edition

Exterior Colors



Hyper White Typhoon Silver Steel Graphite Sierra Burgundy Robust Emerald Calligraphy only Moonlight Cloud Abyss Black

Wheels



Exterior Dimensions	PALISADE
Wheelbase	114.2 in
Overall Length	196.7 in
Overall Width	77.8 in
Overall Height	68.9 in

Interior Dimensions	PALISADE
Headroom – front (with sunroof)	40.7 (39.3) in
Headroom – 2nd row (with sunroof)	40.1 (38.8) in
Headroom – 3rd row (with sunroof)	37.8 (37.2) in
Legroom – front / 2nd row / 3rd row	44.1 / 42.4 / 31.4 in

Interior Dimensions	PALISADE
Shoulder Room – front / 2nd row / 3rd row	61.2 / 60.8 / 55.2 in
Passenger Volume	155.3 cu ft
Cargo Capacity – behind front / 2nd row / 3rd row	86.4 / 45.8 / 18.0 cu ft
Total Interior Volume	173.3 cu ft

¹Bluelink+ is available to purchasers and lessees of new 2025 and newer Bluelink-equipped Hyundai models. Bluelink+ requires an active Bluelink subscription agreement subject to the Connected Services Terms and Conditions. Only use Bluelink features and corresponding devices when safe to do so. Cellular and GPS coverage is required. Features, specifications and fees are subject to change. ²Bluelink agents will contact existing emergency service responders. ³Bluelink services rely on digital wireless telecommunications technology outside of Hyundai's control. Bluelink is dependent on 4G LTE cellular networks controlled and maintained by third-party wireless carriers. If and when these networks change and/or discontinue service, or the underlying technology required to support Bluelink becomes obsolete, then the connected services will not work, and Hyundai will be forced to cancel impacted subscription services. ⁴Requires active Bluelink Advanced subscription. Remote climate control available on properly equipped models with fully automatic temperature control. Remote stop only available when in remote start mode. ⁵Near Field Communication (NFC) digital key requires a compatible iPhone, Apple Watch, Google Pixel or Samsung Galaxy phone. Not all Android, Apple or Samsung devices are compatible. Digital key sharing requires an active Bluelink Advanced subscription (complimentary for the original owner). See your Owner's Manual for details and limitations. ⁶Apple® is a registered trademark of Apple Inc. Samsung® is a registered trademark of Samsung Electronics Inc. Google Wallet® is a trademark of Google LLC.

PALISADE SE

3.8L GDI V6 Engine

291 HP

262 LB-FT



Popular Features

Proximity Key entry with push button start
Wi-Fi hotspot
Blind-Spot Collision Warning and Rear Cross-Traffic Collision-Avoidance Assist
12.3" navigation system and Highway Driving Assist
Dual automatic temperature control and auto-defogging windshield

PALISADE SEL Premium

3.8L GDI V6 Engine

291 HP

262 LB-FT



Popular Features

20" alloy wheels
12.3" digital instrument cluster
Power tilt-and-slide sunroof
Surround View Monitor and Blind-Spot View Monitor
Heated 2nd-row seats and heated steering wheel
Driver seat with 4-way lumbar support
Integrated Memory System for driver's seat and side mirrors
Ventilated front and 2nd-row seats
Highway Driving Assist 2

SEL Premium 8-Passenger Seating Option

8-passenger 2nd-row bench seating (replaces captain's chairs)

HTRAC All Wheel Drive Option

HTRAC All Wheel Drive	AWD lock
Downhill Brake Control	Snow & Tow modes

PALISADE SEL

3.8L GDI V6 Engine

291 HP

262 LB-FT



Popular Features

Digital Key 2 Touch and wireless phone charger
Heated 8-way power front seats and H-Tex® seating surfaces
7-passenger seating with 2nd-row captain's chairs
Hands-free smart liftgate with auto open
Roof side rails

PALISADE Limited

3.8L GDI V6 Engine

291 HP

262 LB-FT



Popular Features

Wide dual sunroof with sliding sunshade
Premium door sill plates
Full color Head-up Display
Leather-trimmed seating surfaces
Driver's power thigh cushion extension
Heated 3rd-row seats
Power folding/reclining 3rd-row seats
Ambient door trim and center console lighting (64 colors)
Rain-sensing windshield wipers

PALISADE EPA MPG Estimates (City/Highway/Combined)

19/26/22 MPG FWD 8-speed A/T with SHIFTRONIC®

19/24/21 MPG AWD 8-speed A/T with SHIFTRONIC®

EPA estimates for comparison only. Mileage may vary. Your actual mileage will vary with options, driving conditions, driving habits and the vehicle's condition.

PALISADE XRT

3.8L GDI V6 Engine

291 HP

262 LB-FT



Popular Features

Dark 20" alloy wheels
Surround View Monitor & Parking Distance Warning – Reverse Forward
Power tilt-and-slide sunroof
Black roof side rails and crossbars
2nd-row side window sunshades

PALISADE Calligraphy

3.8L GDI V6 Engine

291 HP

262 LB-FT



Popular Features

Exclusive 20" alloy wheels
Premium Nappa leather seating surfaces
Ergo Motion Driver Seat and 2nd-row wing-out headrests
Remote Smart Parking Assist
Full-display digital rearview mirror with HomeLink®

PALISADE Calligraphy Night Edition

3.8L GDI V6 Engine

291 HP

262 LB-FT



Popular Features

Black 20" alloy wheels Standard HTRAC All Wheel Drive
Black roof side rails and exclusive dark premium seating surfaces
Dark aluminum console trim
Exclusive grille, front & rear finish treatments

PALISADE

Power & Handling	SE	SEL	XRT	SEL P	Ltd	Calli	Night
291 hp / 262 lb-ft, 3.8L Atkinson Cycle GDI V6 engine with Idle Stop & Go	●	●	●	●	●	●	●
8-speed automatic transmission with SHIFTRONIC®	●	●	●	●	●	●	●
Paddle shifters and Shift-by-Wire push button drive controls	●	●	●	●	●	●	●
Drive Mode Select	●	●	●	●	●	●	●
HTRAC All Wheel Drive with AWD lock, Downhill Brake Control and Tow & Snow modes	○	○	○	○	○	○	●
Auto-leveling rear suspension	–	–	●	●	●	●	●
Trailer pre-wiring with heavy-duty transmission oil cooler	●	●	●	●	●	●	●
Trailer Sway Control	●	●	●	●	●	●	●
Exterior Features	SE	SEL	XRT	SEL P	Ltd	Calli	Night
Exclusive Calligraphy front and rear fascias	–	–	–	–	–	●	–
Exclusive Calligraphy Night Edition front and rear fascias	–	–	–	–	–	–	●
Rugged front and rear bumper	–	–	●	–	–	–	–
LED Daytime Running Lights	●	●	●	●	●	●	●
Low- and high-beam LED projector headlights	●	●	●	●	●	●	●
Automatic on/off headlights and High Beam Assist	●	●	●	●	●	●	●
LED taillights	–	●	●	●	●	●	●
Rear spoiler and bodycolor heated power side mirrors	●	●	●	●	●	●	●
Side mirrors with LED turn signal indicators	●	●	●	●	●	●	●
Satin chrome exterior door handles	●	●	–	●	●	●	–
Hydrophobic front door windows and acoustic rear side windows	–	–	–	●	●	●	●
Roof side rails	–	●	●	●	●	●	●
Power tilt-and-slide sunroof	–	–	●	●	–	–	–
Wide dual sunroof with sliding sunshade	–	–	–	–	●	●	●
Height-adjustable hands-free smart liftgate with auto-open	–	●	●	●	●	●	●
Interior & Convenience Features	SE	SEL	XRT	SEL P	Ltd	Calli	Night
Proximity Key entry with push button start and key fob remote engine start	●	●	●	●	●	●	●
12.3" digital instrument cluster with selectable viewing modes	–	–	–	●	●	●	●
Full color Head-up Display	–	–	–	–	●	●	●
Ambient LED interior lighting (adjustable – 64 colors)	–	–	–	–	●	●	●
Leather-wrapped steering wheel	–	●	●	●	●	●	●
Dual automatic temperature control and auto-defogging windshield	●	●	●	●	●	●	●
8-passenger seating (2 + 3 + 3)	●	–	–	○	–	–	–
7-passenger seating with 2nd-row captain's chairs and heated front seats	–	●	●	●	●	●	●
Power folding/reclining 3rd-row seats	–	–	–	–	●	●	●
8-way power driver seat with 2-way lumbar support	–	●	●	–	–	–	–
8-way power driver seat with 4-way lumbar support	–	–	–	●	●	●	●
8-way power front passenger seat	–	●	●	●	●	●	●
Ergo Motion Driver Seat and 2nd-row wing-out headrests	–	–	–	–	–	●	●

● Standard ○ Optional – Not Available

Interior & Convenience Features	SE	SEL	XRT	SEL P	Ltd	Calli	Night
Driver's power thigh cushion extension	–	–	–	–	●	●	●
Integrated Memory System for driver's seat and side mirrors	–	–	–	●	●	●	●
H-Tex® seating surfaces	–	●	●	●	–	–	–
Leather-trimmed seating surfaces	–	–	–	–	●	–	–
Premium Nappa leather seating surfaces	–	–	–	–	–	●	–
Exclusive dark premium seating surfaces	–	–	–	–	–	–	●
Microfiber suede headliner and quilted leather door panel inserts	–	–	–	–	–	●	●
Heated 2nd-row seats and heated steering wheel	–	–	–	●	●	●	●
Ventilated front and 2nd-row seats	–	–	–	●	●	●	●
Heated 3rd-row seats	–	–	–	–	●	●	●
2nd-row side window sunshades	–	–	●	●	●	●	●
Remote Smart Parking Assist	–	–	–	–	–	●	●
Auto-dimming rearview mirror without with HomeLink®	● –	● –	● –	– ●	– ●	– ●	– ●
Full-display digital rearview mirror	–	–	–	–	–	●	●
Rearview camera	●	●	●	●	●	●	●
Navigation-based Smart Cruise Control with Stop & Go and Curve Control	●	●	●	●	●	●	●
Advanced Safety	SE	SEL	XRT	SEL P	Ltd	Calli	Night
Forward Collision-Avoidance Assist with Pedestrian/Cyclist Detection and Junction Turning Detection	●	●	●	●	●	●	●
Lane Keeping Assist and Lane Following Assist	●	●	●	●	●	●	●
Blind-Spot Collision Warning	●	●	●	●	●	●	●
Rear Cross-Traffic Collision-Avoidance Assist	●	●	●	●	●	●	●
Blind-Spot View Monitor Surround View Monitor	– –	– –	– ●	● ●	● ●	● ●	● ●
Highway Driving Assist – HDA HDA 2	● –	● –	● –	– ●	– ●	– ●	– ●
Parking Distance Warning – Reverse Forward	● –	● –	● ●	● ●	● ●	● ●	● ●
Parking Collision-Avoidance Assist – Reverse	–	–	–	–	–	●	●
Driver Attention Warning and Safe Exit Assist	●	●	●	●	●	●	●
Rear Occupant Alert (door-logic system)	●	●	●	●	●	●	●
Advanced Rear Occupant Alert (ultrasonic sensors)	–	●	●	●	●	●	●
Audio & Connected Car Technology	SE	SEL	XRT	SEL P	Ltd	Calli	Night
12.3" navigation system and SiriusXM® Satellite Radio	●	●	●	●	●	●	●
Harman Kardon® 12-speaker premium audio with QuantumLogic® Surround and Clari-Fi™ Music Restoration Technology	–	–	–	–	●	●	●
Digital Key 2 Touch and wireless phone charger	–	●	●	●	●	●	●
Android Auto™ and Apple CarPlay®	●	●	●	●	●	●	●
Wi-Fi hotspot and Over-the-Air Map Updates	●	●	●	●	●	●	●
Bluelink+ Connected Car System	●	●	●	●	●	●	●
Passenger Talk in-car intercom	–	–	–	–	●	●	●
Dynamic Voice Recognition and Rear Seat Quiet Mode	●	●	●	●	●	●	●
Dual 3rd-row USB ports and 115-volt power outlet	–	–	–	●	●	●	●

SEL P = SEL Premium Trim Ltd = Limited Trim Calli = Calligraphy Trim Night = Calligraphy Night Edition Trim



Hyundai Hope On Wheels®

Helping Kids Fight Cancer Since 1998



Hope comes standard on every Hyundai.

Each time we sell a Hyundai, a portion goes to Hyundai Hope On Wheels® to help find a cure for childhood cancer. Over the last 26 years, Hyundai Hope On Wheels has donated \$250 million to pediatric cancer research. Hope is our greatest feature. And it comes standard on every Hyundai. For more information, please visit HyundaiHopeOnWheels.org.



America's Best Warranty

POWERTRAIN LIMITED WARRANTY

10 YEARS 100,000 MILES

NEW VEHICLE LIMITED WARRANTY

5 YEARS 60,000 MILES

ANTI-PERFORATION WARRANTY

7 YEARS UNLIMITED MILES

24/7 ROADSIDE ASSISTANCE

5 YEARS UNLIMITED MILES



Hyundai Complimentary Maintenance

COMPLIMENTARY MAINTENANCE INCLUDES FOUR (4) BASIC MAINTENANCE SERVICE VISITS THAT MUST BE USED IN THE FIRST 3 YEARS OR 36,000 MILES, WHICHEVER COMES FIRST. Basic maintenance includes Hyundai-approved oil and oil filter change (except for electric vehicles and fuel cell electric vehicles), multi-point inspection plus tire rotation. Driving at normal factory-scheduled maintenance intervals would cover four services for the first 3 years or 36,000 miles. Any additional services and parts are excluded. Offer valid only for original owners of new 2025 model year Hyundai vehicles. See your Hyundai dealer for details and limitations.



Owner Assurance

Our commitment to Hyundai owners does not end with the transfer of keys. Wherever the road takes you, we have got your back with Hyundai Owner Assurance, an umbrella of services and benefits that includes America's Best Warranty, 24/7 Roadside Assistance, innovative safety and car care features...and more.

While the information contained in this brochure is based on the latest information available at the time of printing, specifications and equipment can change. Feature comparisons are based on competitor information available at the time of printing. Although the information contained in this brochure is believed to be correct, accuracy cannot be guaranteed. No warranty or guarantee is being extended in this brochure, and Hyundai reserves the right to change product specifications and equipment at any time, without notice, without incurring obligations. Some vehicles are shown with optional equipment. Specifications apply to U.S. vehicles only. Please contact your Hyundai dealer or visit HyundaiUSA.com for current vehicle specifications or details on any of the programs or services listed here. As part of Hyundai's commitment to a responsible environment, this brochure was printed using paper certified by the Forest Stewardship Council®. FSC® certification helps ensure that the highest social and environmental standards are met in the making of the paper we use, contributing to conservation, responsible management and community-level benefits for people near the forests.



©2024 HYUNDAI NP020S2025