

2023

SANTA FE





Make our award-winning SUV your prized possession.

What's the best SUV to buy? Your search for answers has led you here, to the 2023 Hyundai Santa Fe. And you're not alone. Experts who test new cars for a living have arrived at the same conclusion. Kelley Blue Book's KBB.com named Santa Fe a 2022 Best Buy,¹ and *U.S. News & World Report* rated our 2022 Santa Fe the Best 2-Row SUV for the Money.²

Then there's the Insurance Institute for Highway Safety (IIHS), the experts in vehicle safety. Over the past seven years, Hyundai vehicles equipped with Forward Collision-Avoidance Assist and specific headlights have won more IIHS Top Safety awards than any other brand (as of September 2022).³ Given its award-winning pedigree, Santa Fe is a big reason why Hyundai has ranked #1 in customer loyalty 13 years in a row.⁴

Once you've checked out Santa Fe for yourself, you'll understand how it did so well in these evaluations. In addition to a robust suite of safety tech,

Santa Fe also offers a range of power sources. It starts with the balanced performance and efficiency of a traditional gas engine.

HTRAC All Wheel Drive is available across the lineup. Santa Fe XRT matches its sure-footed traction with a blacked-out boldness that looks as aggressive as it feels. Crave more power? Limited and Calligraphy trims are equipped with a turbocharged engine. With Santa Fe Hybrid and Santa Fe Plug-in Hybrid, you also get the benefits of electric power.

However far you travel, you'll look good getting there. Santa Fe's design is stunning, with a wide front grille framed by distinctive T-shaped LED lighting. The interior feels modern, too, with features like an elevated center console and premium soft-touch materials. All of which makes the 2023 Hyundai Santa Fe the perfect way to keep you and your family on the move in style.




2022 Hyundai SANTA FE is a Kelley Blue Book KBB.com Best Buy and was named Best 2-Row SUV for the Money by U.S. News & World Report

¹ For more information, visit Kelley Blue Book's KBB.com. Kelley Blue Book is a registered trademark of Kelley Blue Book Co., Inc. ² View U.S. News Best Cars at www.cars.usnews.com. ³ See www.iihs.org for details. ⁴ Based on Brand Keys 2010, 2011, 2012, 2013, 2014, 2015, 2016, 2017, 2018, 2019, 2020, 2021, 2022 Customer Loyalty Engagement Index.



SANTA FE Calligraphy in Serenity White Pearl (optional features shown)

¹The available Hyundai Near Field Communication Digital Key requires a compatible Android smartphone and appropriately equipped 2023 Hyundai Santa Fe. Not all Android devices are compatible. Santa Fe vehicle must be equipped with a smart key with push button start, wireless device charging and Audio Video Navigation System 5.0 (or newer) or Display Audio 2.0. Lock and unlock functionality work on the front doors only. See your Owner's Manual for details and limitations. ²SANTA FE Hybrid Blue 36 city/31 hwy/34 combined MPG rating estimated for comparison only. Mileage may vary. Your actual mileage will vary with options, driving conditions, driving habits and the vehicle's condition. ³Electric driving range estimate based on a fully charged battery. Actual range and mileage will vary with options, driving conditions and habits, vehicle and battery's condition and other factors. ⁴Towing capacities with trailer brakes for turbocharged 2.5L engines. ⁵Towing capacities with trailer brakes. ⁶Trailer Sway Control can help stabilize the vehicle when it detects the trailer is swaying or oscillating due to various weather and road conditions. When the system detects some trailer sway, the front and rear brakes can be applied automatically, and engine power can be reduced, to help stabilize the trailer. See Owner's Manual for details and limitations.



SANTA FE Hybrid LED taillights



SANTA FE Hybrid Limited in Portofino Gray



Plug-in Hybrid charging port

Pick the power source that's right for you.

After downloading the Hyundai Digital Key to your compatible smartphone,¹ you can use it to unlock your Santa Fe's front doors and start the engine. Which engine? Santa Fe offers several alternatives. There are two Smartstream gasoline engines – a 191-hp four-cylinder with an 8-speed automatic transmission, or a turbocharged 281-hp version with a quick-shifting 8-speed Wet Dual Clutch Transmission.

Want your Santa Fe electrified? No problem. With plenty of terrain-conquering power, standard HTRAC AWD and gas-sipping efficiency, Santa Fe Hybrid and Plug-in Hybrid are designed for taking on – and taking care of – the great outdoors. Santa Fe Hybrid pairs a turbocharged inline-four engine with a 44.2 kW electric motor and 6-speed automatic gearbox to place a combined 226 hp underfoot. A high-voltage lithium ion battery pack helps Santa Fe Hybrid Blue deliver that power with an EPA-estimated 36 MPG around town.²

Santa Fe Plug-in Hybrid combines a turbocharged four-cylinder engine and 13.8 kWh battery with a 66.9 kW electric motor for 261 hp sent to all four wheels. Plug in the charger overnight, and you can travel up to 30 miles the next day purely on electric power.³ Imagine running errands without using any gasoline. Traveling beyond its electric range? Again, no problem. The gas engine provides a fuel-efficient backup plan.

Looking to tow a camper, a trailer loaded with ATVs, or even a boat? Santa Fe features a trailer prep package and towing capacity of up to 3,500 pounds.⁴ Santa Fe Hybrid and Plug-in Hybrid both offer a tow rating of up to 2,000 pounds.⁵ Each includes Trailer Sway Control, which can automatically apply braking and reduce engine power to stabilize your vehicle if trailer sway is detected.⁶



SANTA FE Plug-in Hybrid Limited in Shimmering Silver



SANTA FE Calligraphy in Serenity White Pearl

Who knew being so rugged takes such poise?

The trick to engineering an SUV is to make it tough and durable for when your adventures demand it. But also comfortable and poised when you are simply piloting around town. Thankfully, it's a trick Hyundai engineers have perfected in Santa Fe.

It starts with a strong, rigid platform that allows Santa Fe's multi-link rear suspension to balance precise handling with a smooth, quiet ride. And when it comes to Santa Fe Hybrid and Santa Fe Plug-in Hybrid, the high-voltage battery pack mounted under the floor creates a low center of gravity for even better handling stability.

Santa Fe's ergonomic center console houses its Shift-by-Wire gear selector and a Drive Mode Select knob that allows the driver to optimize driving dynamics for various conditions or outcomes. Select Sport mode for a fun-to-drive feel with more aggressive throttle response and shift points, or Comfort mode for a balance of performance qualities. Turn the knob to Smart, and Santa Fe can recalibrate to deliver higher levels of fuel efficiency. An available Snow mode calibrates All Wheel Drive traction for wintry driving conditions.

The hushed ride you enjoy comes from attention to acoustic details. Everything from the design of sub-frame bushings and engine mounts to the shape of the windshield helps isolate you and your passengers from harsh road vibrations and wind turbulence. Less noise. More poise. Welcome to Santa Fe.



HTRAC All Wheel Drive



Downhill Brake Control



Shift-by-Wire push-button drive controls



SANTA FE Calligraphy in Coquina Beige Nappa Leather

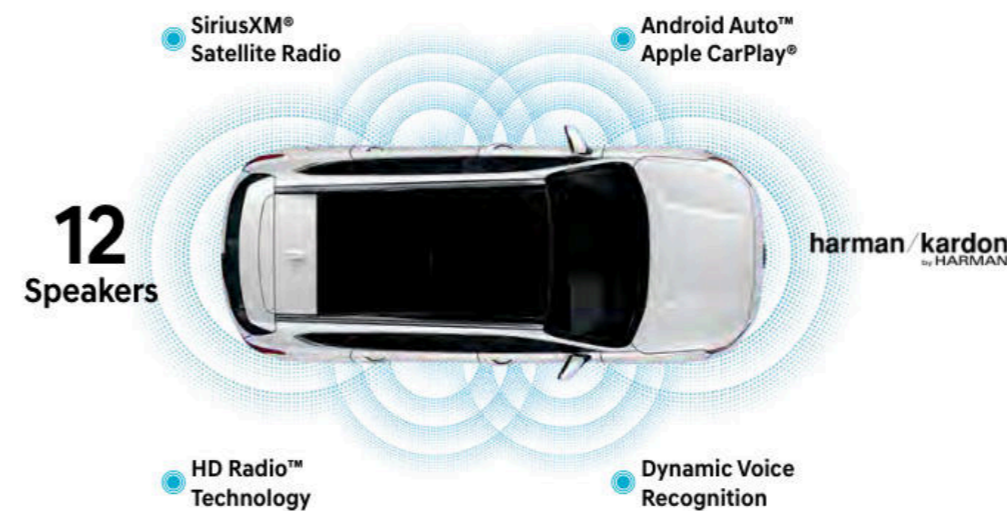
Treat your passengers like they're family.

They say the family that plays together, stays together. And what better place to play than here? For the 4th year in a row, Hyundai Santa Fe was named a Best Family Car by Kelley Blue Book's KBB.com in 2022!

Santa Fe is your family room on the road. You can assign digital keys to multiple drivers, who can instantly retrieve personalized radio presets, instrument cluster display preferences and side mirror/driver seat settings by unlocking the doors with their smartphone.² Dual automatic temperature controls let the driver and front passenger enjoy separate temperatures,³ while a cabin air filter offers every passenger a breath of fresh air.

In Santa Fe Limited models, you can slide open the panoramic sunroof. Upscale features include heated and ventilated front seats, heated 2nd-row seats, a driver seat with four-way power lumbar, and a power driver seat cushion extension. Move up to Santa Fe Calligraphy, and you're treated to premium quilted Nappa leather-trimmed seats.

An available 12-speaker Harman Kardon® premium audio system lets you fill the cabin with your favorite music. Each note is technically rich and powerful, compliments of QuantumLogic Surround.[®] Of course, Santa Fe knows SUV capabilities are must-haves on your list as well. A hands-free power liftgate⁴ opens to a huge cargo space created by 60/40 split 2nd-row seats that fold flat. So it's easy to load all the gear your family adventures require.




60/40 split fold-flat 2nd-row seatbacks




Power tilt-and-slide panoramic sunroof



12.3" digital LCD instrument cluster



Ventilated front seats



Calligraphy premium quilted Nappa leather seats

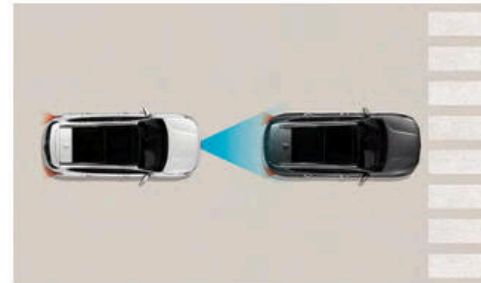
¹For more information, visit Kelley Blue Book's KBB.com. Kelley Blue Book is a registered trademark of Kelley Blue Book Co., Inc. ²The available Hyundai Near Field Communication Digital Key requires a compatible Android smartphone and appropriately equipped 2023 Hyundai Santa Fe. Not all Android devices are compatible. Santa Fe vehicle must be equipped with a smart key with push button start, wireless device charging and Audio Video Navigation System 5.0 (or newer) or Display Audio 2.0. Lock and unlock functionality work on the front doors only. See your Owner's Manual for details and limitations. ³Not available on Santa Fe SE. ⁴The hands-free smart liftgate will open when your Proximity Key is within 3 feet of the detection area for at least 3 seconds. Radio transmitters and other vehicle smart keys may interfere in normal operation. See Owner's Manual for details and limitations. Not available on Santa Fe SE.

Hyundai SmartSense: Because you don't actually have eyes in the back of your head.

Potential collisions may come from any direction. That's why your Santa Fe comes with Hyundai SmartSense, a robust suite of safety and driver-assist technologies that provide a nearly 360-degree lookout for potential hazards.¹ It's a fusion of cameras, sensors and radar technologies that offer confidence-inspiring visibility of what's around your Santa Fe. Every 2023 Santa Fe comes standard with innovations like Forward Collision-Avoidance Assist,² Lane

Following Assist³ and Driver Attention Warning.⁴ To facilitate safe lane changes, an innovative Blind-Spot View Monitor is available to provide the Santa Fe driver with live video from either side of the vehicle.⁵ Activate your turn signal before changing lanes, and a rear view of the adjacent lane appears in the center instrument cluster, revealing blind spots not typically seen by traditional side mirrors.

Hyundai SmartSense Technologies




Forward Collision-Avoidance Assist

When Santa Fe's forward camera and/or radar detect a vehicle or pedestrian in your path, or detect oncoming cars when turning left in an intersection, your Hyundai warns you of a potential collision. If you don't begin stopping in time, the system will automatically apply emergency braking.²




Rear Cross-Traffic Collision-Avoidance Assist

Backing out of a parking space and wondering whether there's cross traffic coming your way? This feature warns you if another vehicle is detected to be approaching from the side. If necessary, your Santa Fe automatically applies braking to help prevent a collision.⁶



Safe Exit Assist | Rear Occupant Alert

After parking, Safe Exit Assist alerts you when a vehicle is detected to be approaching from behind, letting the driver know it may not be safe to open the street-side doors.⁷ A Rear Occupant Alert feature helps ensure your family's safety, even after you've exited your Santa Fe.⁸




Blind-Spot Collision-Avoidance Assist


If your Santa Fe detects a vehicle in the blind spot while your turn signal is on, it alerts the driver and applies light braking before you change lanes to help avoid a collision. It can also detect vehicles as far as two lanes over to help prevent collisions when exiting a parallel parking spot.⁹



Blind-Spot View Monitor




Surround View Monitor



Lane Following Assist

By using the front-view camera to detect lane markers on the road, this feature provides subtle steering corrections to help keep you centered in your lane. Your Hyundai Santa Fe can even determine a virtual path based on movements of the preceding vehicle.³



Highway Driving Assist

This available feature acts as your copilot on the highway by helping to keep you centered in your lane while maintaining a set cruising speed and distance from the vehicle in front. It uses navigation map data to automatically adjust for changing speed limits and reduce your speed when it detects you're approaching a curve in the road.¹⁰



2022 Hyundai SANTA FE and SANTA FE Hybrid¹¹



2022 Hyundai SANTA FE and SANTA FE Hybrid built after July 2021¹²

¹ Safety features vary by model. For details, refer to the Features chart in the back of this brochure or visit HyundaiUSA.com. ² Forward Collision-Avoidance Assist with Pedestrian Detection is intended to be a supplement to safe driving practices. The system is not designed to detect certain stationary objects such as trees or poles, and may not detect all vehicles or pedestrians under certain conditions. The system is a driver assistance system and is not a substitute for safe driving. The driver is responsible for being attentive and maintaining control of the vehicle, and should not wait for the system's alerts before braking as there may not be sufficient time to brake safely. See Owner's Manual for details and limitations. ³ Lane Following Assist (LFA), when actively engaged with Smart Cruise Control or Highway Driving Assist, helps keep your vehicle centered in its lane when the lane markings are clearly visible on the road. Lane Following Assist will not work under all circumstances and will not prevent loss of control. Lane Following Assist is a supplemental assist, and does not replace the need for extreme care and attention by the driver. See Owner's Manual for details and limitations. ⁴ It is the driver's responsibility to remain alert at all times. Driver Attention Warning is only a warning to inform the driver of a potential lack of driver attention or drowsiness. It does not detect and provide an alert in every situation. See Owner's Manual for details and limitations. ⁵ The Blind-Spot View Monitor (BVM) assists the driver in changing lanes by providing a live view of the blind spots on either side of the vehicle and an audible alert if another vehicle is detected. Turn signal must be activated, and other system limitations apply. Do not rely exclusively on BVM. It is the driver's responsibility to be aware of the surroundings and ensure it is clear before changing lanes or directions. See Owner's Manual for details and limitations. ⁶ Rear Cross-Traffic Collision-Avoidance Assist (RCCA) is designed to notify drivers of approaching cross-traffic behind their vehicle. When another vehicle is detected while you are backing out of a parking spot, it provides audible and visual display warnings, and applies braking if it senses a collision is

imminent. RCCA is active when the vehicle is in reverse gear and backing at a speed less than 6 mph. It only engages during the first activation of reverse gear from park and may not detect all vehicles, depending on the size, angle, distance and speed of the other vehicle. Never rely exclusively on RCCA. Always look over your shoulder and use your mirrors to confirm rear clearance. There are limitations to the function, detection, range and clarity of the system. See Owner's Manual for details and limitations. ⁷ When parked, Safe Exit Assist (SEA) can alert occupants planning to exit the vehicle when another vehicle is approaching from behind. When Child Locks are active, SEA prevents the disablement of the Child Locks if a vehicle approaching from behind is detected. All doors must be closed for Safe Exit Assist to operate. Functionality is retained for 10 minutes after the ignition is turned off. Opening the door switches Safe Exit Assist off. See Owner's Manual for details and limitations. ⁸ When the vehicle is parked and the engine has been turned off, an available Ultrasonic Rear Occupant Alert (UROA) can help alert the driver if it detects movement from a child or pet. Upon exiting and locking the vehicle, the UROA may provide visual, audible and/or Bluelink alerts if the interior sensors detect movement. UROA is not a substitute for driver attentiveness. Never leave a child or pet unattended in a vehicle. Bluelink notification requires a properly equipped vehicle with an active Bluelink account. See Owner's Manual for details and limitations. ⁹ Blind-Spot Collision-Avoidance Assist (BCA) helps warn you of other cars in the blind-spot region and may apply braking to help prevent an unsafe lane change. It also helps prevent collisions when exiting parallel parking spots by alerting the driver to a potential hazard. Never rely exclusively on BCA, as it is not a substitute for attentive driving. Always look over your shoulder and use your mirrors to confirm clearance. There are limitations to the function, detection, range and clarity of the system. BCA may not function correctly if one or more of the parking sensors is damaged, dirty or covered, or if weather conditions (heavy rain, snow or fog) are interfering with sensor operation. See Owner's Manual for details and limitations. ¹⁰ Highway Driving Assist (HDA) is for highway use only and can help maintain a safe distance from the vehicle ahead while keeping your vehicle centered in its lane when lane markings are clearly visible on the road. HDA should not be used in poor weather, heavy or varying traffic, or on winding or slippery roads. HDA will not work under all circumstances and will not prevent loss of control. Driver remains responsible to slow or stop the vehicle to avoid a collision. See Owner's Manual for further details and limitations. ¹¹ Government 2022 5-Star Safety ratings are part of the National Highway Traffic Safety Administration's (NHTSA) New Car Assessment Program (nhtsa.gov). ¹² To qualify for 2022 TOP SAFETY PICK+, a vehicle must earn good ratings in the driver-side small overlap front, passenger-side small overlap front, moderate overlap front, side, roof strength and head restraint tests. It also must earn an advanced or superior rating for vehicle-to-vehicle and vehicle-to-pedestrian front crash prevention and come with standard acceptable- or good-rated headlights. For details visit www.iihs.org.



SANTA FE Plug-in Hybrid Limited in Shimmering Silver

You can rough it once you get to your campsite.

Santa Fe can take you deep into the rugged outdoors, where your base camp gets you and your crew back to basics. That's all well and good – but how you get there can be a lot more luxurious. Make your trek in Santa Fe, and your journey is filled with modern conveniences that invite you to enjoy a life of ease.

Every Santa Fe comes standard with wired or wireless Apple CarPlay® and Android Auto,™ and you can connect two phones to the audio system simultaneously via Bluetooth streaming.¹ The interior feels modern, thanks to features like an elevated center console and an available wireless charging pad.² In Santa Fe Calligraphy, soft-touch padding and ambient lighting create an interior designed to put you in the perfect frame of mind. Available rear side-window sunshades let your 2nd-row passengers relax in cool, calm seclusion.

And how cool is this? Dynamic Voice Recognition lets you use conversational voice commands to scroll through infotainment features on your Santa Fe's available 10.25" split-screen navigation display.³ Navigating crowded parking lots is just as easy, thanks to available features like a Surround View Monitor⁴ and Remote Smart Parking Assist.⁵ Just press a button on your smart key, and Santa Fe can roll into and out of tight parking spaces – even without you being in your vehicle.



Soft-touch padding and ambient lighting



Rear side-window sunshades



Apple CarPlay



Remote Smart Parking Assist

¹Apple CarPlay® is a registered trademark of Apple Inc. Android Auto™ is compatible with Android™ phones running Android 5.0 or higher. Android Auto may not be available on all devices and is not available in all countries or regions. Additional apps may be required. Android and Android Auto are trademarks of Google LLC. ² Qi wireless charging function is based on smartphone compatibility and/or specific accessory cases. ³ Dynamic Voice Recognition varies by unit. Speak in a normal voice and minimize background noise for best results. See Owner's Manual for further details and limitations. ⁴ Surround View Monitor (SVM) is a parking support system. SVM cannot completely eliminate blind spots, may not detect every object and does not warn of moving objects. Always check your surroundings before moving your vehicle. See Owner's Manual for further details and limitations. ⁵ Remote Smart Parking Assist (RSPA) can help remotely park your vehicle. RSPA may not function correctly if one or more of the parking sensors is damaged, dirty or covered, or if weather conditions (heavy rain, snow or fog) interfere with sensor operation. Always inspect the parking area with your own eyes. See Owner's Manual for details and limitations.




Turns out the key to happiness isn't actually a key. It's an app.

What Hyundai offers its owners goes beyond our award-winning vehicles. It also includes BlueLink,[®] a range of innovative technologies that enable remarkable connectivity between you and your Santa Fe.¹

With the MyHyundai app, you can use BlueLink to start your Santa Fe remotely and adjust the climate controls from your office or kitchen via your smartphone, Amazon Echo[®] or Google Home[™] virtual assistant.² You can also remotely activate available front seat heating or ventilation, and check to see if you've left a window open by consulting your smartphone.³

BlueLink Guidance lets you search, download and navigate to addresses and points of interest using voice commands with Santa Fe's available navigation system or your smartphone before slipping behind the wheel.⁴ The 10.25" touchscreen navigation display features a split-screen that lets you view maps and music at a glance. Subscription-free traffic flow and incident data via HD Radio[™] help alleviate the stresses of your commutes.

Finally, there is BlueLink Connected Care. Complimentary for your first three years, it offers exceptional peace of mind.⁵ Wherever you may roam, operators are standing by to provide emergency roadside assistance in the event of an accident where airbags are deployed.⁶ Visit HyundaiBlueLink.com for more information on the complete list of innovative features BlueLink puts at your fingertips.



Hyundai Digital Key



Wireless device charging



Amazon Echo[®] integration

BlueLink



Automatic Emergency Assistance

BlueLink Connected Care offers 24/7 SOS Emergency Assistance as well as Automatic Collision Notification that calls for help if you're in an accident where your vehicle's airbags deploy.



On-Demand Diagnostics

Run vehicle diagnostics from your MyHyundai mobile app, report issues at the press of a button and receive maintenance reminders or Monthly Vehicle Health Reports by email.



Driver Profile Management

Save your navigation searches, radio presets and driver seat/side mirror settings to your secure BlueLink account, and you can remotely update and push them to your Santa Fe.



Remote Vehicle Controls

Use your smartphone, home assistant or wearable device to remotely start your Santa Fe's engine, unlock the doors, set the temperature inside of the cabin, and more.



Vehicle Charging Dashboard

Use your MyHyundai app to find charging stations, control your Santa Fe Plug-in Hybrid's charging remotely and schedule charging times at cheaper off-peak hours.



Remote Vehicle Status

Wondering how much fuel is in your tank? If your vehicle's liftgate is open or the doors are unlocked? Your MyHyundai app knows the answers to these questions and more.

¹Not available on Santa Fe SE. The 2023 Hyundai Santa Fe includes 3 years of the BlueLink Connected Care, Remote and Guidance (factory-equipped navigation required) packages. All trials require an active BlueLink subscription agreement subject to the Connected Services Terms and Conditions. Three-year term starts from the new vehicle date-of-first-use, is available for new vehicle purchases and leases, and is transferable to subsequent owners subject to the Terms and Conditions. Only use BlueLink and corresponding devices when safe to do so. Cellular and GPS coverage is required for all BlueLink services. Features, specifications and fees are subject to change. For details and limitations, visit HyundaiUSA.com or your authorized Hyundai dealer. ²Requires active BlueLink subscription with Remote package. Amazon, Alexa and all related logos and motion marks are trademarks of Amazon.com, Inc. or its affiliates. Google Assistant and Google Home are trademarks of Google LLC. ³Requires active BlueLink subscription with Remote package. ⁴Requires vehicle equipped with navigation system and active BlueLink subscription with Guidance package. ⁵Requires active BlueLink subscription with Connected Care package. ⁶Requires active BlueLink subscription. BlueLink agents will contact existing emergency service responders.

SANTA FE Plug-in Hybrid Limited in Portofino Gray

SANTA FE SE

Smartstream 2.5L GDI/MPI 4-Cylinder Engine



191 181



Popular Features

LED headlights and Daytime Running Lights

Forward Collision-Avoidance Assist with Pedestrian, Cyclist and Junction-Turning Detection

Lane Keeping Assist and Lane Following Assist

Smart Cruise Control with Stop & Go

Wireless Android Auto™ and Apple CarPlay®

SANTA FE Limited

Smartstream 2.5L Turbo GDI/MPI 4-Cylinder Engine



281 311



Popular Features

Ventilated front seats and heated 2nd-row seats

Memory driver seat and heated steering wheel

Leather-trimmed seating surfaces

Remote Smart Parking Assist

Parking Distance Warning – Forward & Reverse

Parking Collision-Avoidance Assist – Reverse

Wheels

17" Alloy Wheel
HYBRID: Blue



18" Alloy Wheel
SANTA FE: SE & SEL



18" Alloy Wheel
SANTA FE: XRT



19" Alloy Wheel
SANTA FE: Limited
HYBRID: SEL & Limited
PLUG-IN HYBRID: SEL & Limited



20" Alloy Wheel
SANTA FE: Calligraphy



¹Estimated gas+battery driving range based on combined city/highway MPG. ²Estimated All-Electric Range based on a fully charged battery pack and 76 combined MPGe. MPGe is the EPA-equivalent measure of gasoline fuel efficiency for electric mode operation. Actual range and mileage will vary with options, driving conditions and habits, vehicle and battery condition, and other factors. ³EPA estimates for comparison only. Actual mileage will vary based on options, driving conditions, driving habits and the vehicle's condition. ⁴MPGe is the EPA-equivalent measure of gasoline fuel efficiency for electric mode operation. Use for comparison purposes only. Mileage may vary based on driving conditions, driving habits, the vehicle's condition, the age/condition of the lithium ion battery, and other factors.

SANTA FE SEL

Smartstream 2.5L GDI/MPI 4-Cylinder Engine



191 181



Popular Features

Proximity Key entry with push button start

8-way power driver seat with 2-way lumbar support

10.25" high-resolution touchscreen navigation display

Dual automatic temperature control and auto-defogging windshield

Hands-free power liftgate with auto open

Highway Driving Assist

SANTA FE SEL Premium Package

H-Tex™ seating surfaces

Blind-Spot View Monitor and Surround View Monitor

12.3" digital instrument cluster display

Auto-dimming rearview mirror

Power release (folding) 2nd-row seats

Acoustic-laminated front side windows

8-way power front passenger seat

Harman Kardon® premium audio system

Power tilt-and-slide panoramic sunroof

Rear side-window sunshades

LED interior lighting and LED taillights

SANTA FE HTRAC All Wheel Drive Option

HTRAC All Wheel Drive Downhill Brake Control AWD Lock

Tire Mobility Kit (replaces spare tire) – Limited and Calligraphy only

SANTA FE XRT

Smartstream 2.5L GDI/MPI 4-Cylinder Engine



191 181



Popular Features

Black grille and exclusive side moldings

Black front and rear lower fascia

Side steps

Gloss black roof cross rails

Black side mirror covers

Exclusive 18" two-tone dark alloy wheels

SANTA FE Calligraphy

Smartstream 2.5L Turbo GDI/MPI 4-Cylinder Engine



281 311



Popular Features

Dark chrome accent front grille

Quilted Nappa premium leather seating surfaces

Full-color Head-up Display

Premium door trim and door sill plates

Eco-suede headliner

20" alloy wheels

SANTA FE Hybrid Blue

Smartstream 1.6L Turbo GDI 4-Cylinder Hybrid Engine



226 602 miles¹



Popular Features

HTRAC All Wheel Drive

12.3" digital instrument cluster display

10.25" high-resolution touchscreen navigation display

Hyundai Bluelink® Connected Car System

Highway Driving Assist

Hands-free power liftgate with auto open

SANTA FE Plug-in Hybrid SEL Convenience

Smartstream 1.6L Turbo GDI 4-Cylinder Hybrid Engine



261 30 miles²



Popular Features

HTRAC All Wheel Drive

12.3" digital instrument cluster display

10.25" high-resolution touchscreen navigation display

Hyundai Bluelink® Connected Car System

Highway Driving Assist

Hands-free power liftgate with auto open

| Exterior & Interior Dimensions | SANTA FE | HYBRID | PLUG-IN |
|--------------------------------------|----------------|---------|---------|
| Wheelbase | 108.9 in | ← | ← |
| Overall Length | 188.4 in | ← | ← |
| Overall Width | 74.8 in | ← | ← |
| Overall Height (w/o roof side rails) | 67.3 (66.3) in | 67.3 in | ← |
| Headroom – front (with sunroof) | 41.2 (39.5) in | ← | ← |
| Headroom – 2nd row (with sunroof) | 39.0 (37.8) in | ← | ← |

SANTA FE Hybrid SEL Premium

Smartstream 1.6L Turbo GDI 4-Cylinder Hybrid Engine



226 566 miles¹



Popular Features

H-Tex™ seating surfaces

Harman Kardon® 12-speaker premium audio system

8-way power front passenger seat

Power tilt-and-slide panoramic sunroof

Blind-Spot View Monitor

Surround View Monitor

SANTA FE Plug-in Hybrid Limited

Smartstream 1.6L Turbo GDI 4-Cylinder Hybrid Engine



261 30 miles²



Popular Features

Ventilated front seats and heated 2nd-row seats

Blind-Spot View Monitor and Surround View Monitor

Memory driver seat and heated steering wheel

Leather-trimmed seating surfaces

Remote Smart Parking Assist

Power tilt-and-slide panoramic sunroof

| Interior Dimensions | SANTA FE | HYBRID | PLUG-IN |
|-------------------------------------|--------------|-------------|-------------|
| Legroom – front row | 44.1 in | ← | ← |
| Legroom – 2nd row | 41.7 in | 40.8 in | 39.5 in |
| Shoulder Room – front/2nd row | 59.1/58.3 in | ← | ← |
| Cargo Capacity – 2nd-row seats down | 72.1 cu ft | ← | ← |
| Cargo Capacity – 2nd-row seats up | 36.4 cu ft | ← | ← |
| Passenger Volume | 111.5 cu ft | 110.2 cu ft | 108.5 cu ft |
| Total Interior Volume | 147.9 cu ft | 146.6 cu ft | 144.9 cu ft |

SANTA FE Hybrid Limited

Smartstream 1.6L Turbo GDI 4-Cylinder Hybrid Engine



226 566 miles¹



Popular Features

Ventilated front seats and heated 2nd-row seats

Leather-trimmed seating surfaces

Memory driver seat and heated steering wheel

Parking Distance Warning – Forward & Reverse

Remote Smart Parking Assist

Power-folding side mirrors

2023 SANTA FE
EPA Estimates (City/Highway/Combined)³

25/28/26 MPG SE | SEL | XRT
FWD 8-speed AT

22/25/24 MPG SE | SEL | XRT
AWD 8-speed AT

22/28/25 MPG Limited | Calligraphy
FWD 8-speed DCT

21/28/24 MPG Limited | Calligraphy
AWD 8-speed DCT

2023 SANTA FE Hybrid
EPA Estimates (City/Highway/Combined)³

36/31/34 MPG Blue
AWD 6-speed AT

33/30/32 MPG SEL Premium | Limited
AWD 6-speed AT

2023 SANTA FE Plug-in Hybrid
EPA Estimates (Combined)⁴

33 MPG/76 MPGe SEL Convenience | Limited
AWD 6-speed AT



SANTA FE

| Power & Handling | SE | SEL | XRT | Ltd | Calli |
|---|-----|-----|-----|-----|-------|
| 191 hp/181 lb-ft, Smartstream 2.5L GDI/MPI 4-cylinder engine | ● | ● | ● | – | – |
| 281 hp/311 lb-ft, Smartstream 2.5L Turbo GDI/MPI 4-cylinder engine | – | – | – | ● | ● |
| Idle Stop & Go | ● | ● | ● | ● | ● |
| 8-speed automatic transmission (AT) with SHIFTRONIC® and paddle shifters | ● | ● | ● | – | – |
| 8-speed Wet Dual Clutch Transmission (DCT) with SHIFTRONIC® and paddle shifters | – | – | – | ● | ● |
| Shift-by-Wire push-button gear selection | ● | ● | ● | ● | ● |
| HTRAC All Wheel Drive and Downhill Brake Control | ○ | ○ | ○ | ○ | ○ |
| Electronic Parking Brake with Automatic Vehicle Hold | ● | ● | ● | ● | ● |
| Trailer Sway Control | ● | ● | ● | ● | ● |
| Exterior Features | SE | SEL | XRT | Ltd | Calli |
| Automatic headlights with High Beam Assist | ● | ● | ● | ● | ● |
| LED Daytime Running Lights | ● | ● | ● | ● | ● |
| LED headlights LED taillights | ● – | ● ● | ● – | ● ● | ● ● |
| Dark chrome accent front grille | – | – | – | – | ● |
| XRT unique front and rear fascias | – | – | ● | – | – |
| Acoustic-laminated front side windows | – | ● | – | ● | ● |
| Heated side mirrors with LED turn signal indicators and approach lights | – | ● | ● | ● | ● |
| Power-folding side mirrors | – | – | – | ● | ● |
| Roof side rails | – | ● | ● | ● | ● |
| Power tilt-and-slide panoramic sunroof | – | ● | – | ● | ● |
| Hands-free smart liftgate with auto open and adjustable height setting | – | ● | ● | ● | ● |
| Rain-sensing windshield wipers | – | – | – | ● | ● |
| Interior Features | SE | SEL | XRT | Ltd | Calli |
| Proximity Key entry with push button start and key fob remote engine start | – | ● | ● | ● | ● |
| 12.3" digital instrument cluster display | – | ● | – | ● | ● |
| Full color Head-up Display | – | – | – | – | ● |
| 8-way power driver seat with 2-way power lumbar support | – | ● | ● | – | – |
| 8-way power driver seat with 4-way power lumbar support and cushion extension | – | – | – | ● | ● |
| 8-way power front passenger seat | – | ● | – | ● | ● |
| H-Tex™ seating surfaces | – | ● | ● | – | – |
| Leather-trimmed seating surfaces | – | – | – | ● | – |
| Quilted Nappa premium leather seating surfaces and eco-suede headliner | – | – | – | – | ● |
| Leather-wrapped steering wheel | – | ● | ● | ● | ● |

● Standard ○ Optional – Not Available ● Premium Package Ltd=Limited Trim Calli=Calligraphy Trim

| Interior Features | SE | SEL | XRT | Ltd | Calli |
|--|-----|-----|-----|-----|-------|
| Heated front seats | – | ● | ● | ● | ● |
| Ventilated front seats and heated 2nd-row seats | – | – | – | ● | ● |
| Memory driver seat and heated steering wheel | – | – | – | ● | ● |
| Rear side-window sunshades and power release (folding) 2nd-row seats | – | ● | – | ● | ● |
| Ambient LED interior lighting | – | – | – | – | ● |
| Dual automatic temperature control and auto-defogging windshield | – | ● | ● | ● | ● |
| Reclining 60/40 split fold-flat 2nd-row seats with center armrest | ● | ● | ● | ● | ● |
| Power windows with auto-down/up (driver passenger 2nd row) | ● – | ● ● | ● – | ● ● | ● ● |
| Auto-dimming rearview mirror with Homelink® | – – | ● – | – – | ● ● | ● ● |
| Smart Cruise Control with Stop & Go | ● | ● | ● | ● | ● |
| Remote Smart Parking Assist | – | – | – | – | ● |
| Advanced Safety | SE | SEL | XRT | Ltd | Calli |
| Forward Collision-Avoidance Assist w/ Pedestrian, Cyclist and Junction-Turning Detection | ● | ● | ● | ● | ● |
| Lane Keeping Assist and Lane Following Assist | ● | ● | ● | ● | ● |
| Driver Attention Warning | ● | ● | ● | ● | ● |
| Blind-Spot Collision-Avoidance Assist | ● | ● | ● | ● | ● |
| Rear Cross-Traffic Collision-Avoidance Assist | ● | ● | ● | ● | ● |
| Safe Exit Assist and Rear Occupant Alert | ● | ● | ● | ● | ● |
| Parking Distance Warning – Forward & Reverse | – | – | – | ● | ● |
| Parking Collision-Avoidance Assist – Reverse | – | – | – | ● | ● |
| Highway Driving Assist | – | ● | ● | ● | ● |
| Navigation-based Smart Cruise Control with Curve Control | – | ● | ● | ● | ● |
| Blind-Spot View Monitor and Surround View Monitor | – | ● | – | ● | ● |
| Audio & Connected Car Technology | SE | SEL | XRT | Ltd | Calli |
| 8" color touchscreen audio system | ● | – | – | – | – |
| 10.25" high-resolution color touchscreen navigation display | – | ● | ● | ● | ● |
| Harman Kardon® 12-speaker premium audio with QuantumLogic® Surround and Clari-Fi™ Music Restoration Technology | – | ● | – | ● | ● |
| Android Auto™ and Apple CarPlay® (wireless wired) | ● – | – ● | – ● | – ● | – ● |
| SiriusXM® Satellite Radio and HD Radio™ | – | ● | ● | ● | ● |
| Wireless device charging and Hyundai Digital Key | – | ● | ● | ● | ● |
| Bluelink® Connected Car System | – | ● | ● | ● | ● |
| Dynamic Voice Recognition and Over-the-Air Map Updates | – | ● | ● | ● | ● |
| Rear Seat Quiet Mode | ● | ● | ● | ● | ● |

Interior Colors



Exterior Colors




SANTA FE Hybrid / SANTA FE Plug-in Hybrid

| Power & Handling | Blue | SEL P | Ltd | SEL C | Ltd |
|---|------|-------|-----|-------|-----|
| 226 net hp, 1.6L Turbo GDI 4-cylinder hybrid engine with 44.2 kW high-power density motor | ● | ● | ● | – | – |
| 261 net hp, 1.6L Turbo GDI 4-cylinder hybrid engine with 66.9 kW high-power density motor | – | – | – | ● | ● |
| 6-speed automatic transmission (AT) with SHIFTRONIC® and paddle shifters | ● | ● | ● | ● | ● |
| Shift-by-Wire push-button gear selection | ● | ● | ● | ● | ● |
| HTRAC All Wheel Drive and Downhill Brake Control | ● | ● | ● | ● | ● |
| Electronic Parking Brake with Automatic Vehicle Hold | ● | ● | ● | ● | ● |
| Trailer Sway Control | ● | ● | ● | ● | ● |
| Exterior Features | Blue | SEL P | Ltd | SEL C | Ltd |
| Automatic headlights with High Beam Assist | ● | ● | ● | ● | ● |
| LED Daytime Running Lights | ● | ● | ● | ● | ● |
| LED headlights and LED taillights | ● | ● | ● | ● | ● |
| Acoustic-laminated front side windows | ● | ● | ● | ● | ● |
| Heated side mirrors with LED turn signal indicators and approach lights | ● | ● | ● | ● | ● |
| Power-folding side mirrors | – | – | ● | – | ● |
| Roof side rails | ● | ● | ● | ● | ● |
| Power tilt-and-slide panoramic sunroof | – | ● | ● | – | ● |
| Hands-free smart liftgate with auto open and adjustable height setting | ● | ● | ● | ● | ● |
| Rain-sensing windshield wipers | – | – | ● | – | ● |
| Interior Features | Blue | SEL P | Ltd | SEL C | Ltd |
| Proximity Key entry with push button start and key fob remote engine start | ● | ● | ● | ● | ● |
| 12.3" digital instrument cluster display | ● | ● | ● | ● | ● |
| 8-way power driver seat with 2-way power lumbar support | ● | ● | – | ● | – |
| 8-way power driver seat with 4-way power lumbar support and cushion extension | – | – | ● | – | ● |
| 8-way power front passenger seat | – | ● | ● | – | ● |
| H-Tex™ seating surfaces | – | ● | – | – | – |
| Leather-trimmed seating surfaces | – | – | ● | – | ● |
| Heated front seats | ● | ● | ● | ● | ● |
| Ventilated front seats and heated 2nd-row seats | – | – | ● | – | ● |
| Memory driver seat and heated steering wheel | – | – | ● | – | ● |
| Leather-wrapped steering wheel | ● | ● | ● | ● | ● |

● Standard – Not Available SEL P=Hybrid SEL Premium Trim SEL C=Plug-in Hybrid SEL Convenience Trim Ltd=Limited Trim

| Interior Features | Blue | SEL P | Ltd | SEL C | Ltd |
|--|------|-------|-----|-------|-----|
| Rear side-window sunshades and power release (folding) 2nd-row seats | ● | ● | ● | ● | ● |
| Dual automatic temperature control and auto-defogging windshield | ● | ● | ● | ● | ● |
| Reclining 60/40 split fold-flat 2nd-row seats with center armrest | ● | ● | ● | ● | ● |
| Front power windows with auto-down/up | ● | ● | ● | ● | ● |
| Auto-dimming rearview mirror with Homelink® | ● | ● | ● | ● | ● |
| Smart Cruise Control with Stop & Go | ● | ● | ● | ● | ● |
| Remote Smart Parking Assist | – | – | ● | – | ● |
| Advanced Safety | Blue | SEL P | Ltd | SEL C | Ltd |
| Forward Collision-Avoidance Assist with Pedestrian, Cyclist and Junction-Turning Detection | ● | ● | ● | ● | ● |
| Lane Keeping Assist and Lane Following Assist | ● | ● | ● | ● | ● |
| Driver Attention Warning | ● | ● | ● | ● | ● |
| Blind-Spot Collision-Avoidance Assist | ● | ● | ● | ● | ● |
| Rear Cross-Traffic Collision-Avoidance Assist | ● | ● | ● | ● | ● |
| Safe Exit Assist and Rear Occupant Alert | ● | ● | ● | ● | ● |
| Parking Distance Warning – Forward & Reverse | – | – | ● | – | ● |
| Parking Collision-Avoidance Assist – Reverse | – | – | ● | – | ● |
| Highway Driving Assist | ● | ● | ● | ● | ● |
| Navigation-based Smart Cruise Control with Curve Control | ● | ● | ● | ● | ● |
| Blind-Spot View Monitor and Surround View Monitor | – | ● | ● | – | ● |
| Audio & Connected Car Technology | Blue | SEL P | Ltd | SEL C | Ltd |
| 10.25" high-resolution color touchscreen navigation display | ● | ● | ● | ● | ● |
| Harman Kardon® 12-speaker premium audio with QuantumLogic® Surround and Clari-Fi™ Music Restoration Technology | – | ● | ● | – | ● |
| Android Auto™ and Apple CarPlay® | ● | ● | ● | ● | ● |
| SiriusXM® Satellite Radio and HD Radio™ | ● | ● | ● | ● | ● |
| Wireless device charging and Hyundai Digital Key | ● | ● | ● | ● | ● |
| Bluelink® Connected Car System | ● | ● | ● | ● | ● |
| Dynamic Voice Recognition and Over-the-Air Map Updates | ● | ● | ● | ● | ● |
| Rear Seat Quiet Mode | ● | ● | ● | ● | ● |

Interior Colors



HEV = Hybrid PHEV = Plug-in Hybrid

Exterior Colors



*Hampton Gray, Calypso Red and Stormy Sea not available on Plug-in Hybrid **Lagoon Blue not available on Hybrid



Hyundai Hope On Wheels®

Helping Kids Fight Cancer Since 1998



Hope comes standard on every Hyundai.

Each time we sell a Hyundai, a portion goes to Hyundai Hope On Wheels® to help find a cure for childhood cancer. Over the last 24 years, Hyundai Hope On Wheels has donated more than \$200 million. Hope is our greatest feature. And it comes standard on every Hyundai. For more information, please visit HyundaiHopeOnWheels.org.



America's Best Warranty

POWERTRAIN LIMITED WARRANTY

10 YEARS
100,000 MILES

NEW VEHICLE LIMITED WARRANTY

5 YEARS
60,000 MILES

ANTI-PERFORATION WARRANTY

7 YEARS
UNLIMITED MILES

24/7 ROADSIDE ASSISTANCE

5 YEARS
UNLIMITED MILES

HYBRID/EV DIRECT ENERGY COMPONENTS

10 YEARS
100,000 MILES



Hyundai Complimentary Maintenance

Complimentary maintenance includes Hyundai-approved oil and oil filter change (except for electric vehicles and fuel cell electric vehicles) plus tire rotation at normal factory-scheduled maintenance intervals for 3 years or 36,000 miles, whichever comes first. More frequent maintenance due to severe driving or conditions excluded. Offer valid only for new 2020-2023 Hyundai models purchased or leased on or after February 1, 2020. See your Hyundai dealer for further details and limitations.



Owner Assurance

Our commitment to Hyundai owners does not end with the transfer of keys. Wherever the road takes you, we have got your back with Hyundai Owner Assurance, an umbrella of services and benefits that includes America's Best Warranty, 24/7 Roadside Assistance, innovative safety and car care features...and more.

See dealer for LIMITED WARRANTY details. Fuel economy estimated by EPA for comparison only. Mileage may vary. While the information contained in this brochure was correct at the time of printing, specifications and equipment can change. Feature comparisons based on competitor information available at the time of printing. No warranty or guarantee is being extended in this brochure, and Hyundai reserves the right to change product specifications and equipment at any time without incurring obligations. Some vehicles are shown with optional equipment. Specifications apply to U.S. vehicles only. Please contact your Hyundai dealer for current vehicle specifications. As part of Hyundai's commitment to a responsible environment, this brochure was printed using paper certified by the Forest Stewardship Council®. FSC® certification helps ensure that the highest social and environmental standards are met in the making of the paper we use, contributing to conservation, responsible management and community-level benefits for people near the forests.



©2022 HYUNDAI NP02072023