

2024

SANTA FE





SANTA FE Calligraphy in Earthy Brass Matte



Next-level Santa Fe: The three-row SUV that's open for more.

There's no secret to what makes a Hyundai SUV special. It starts with equal parts Sport and Utility, each element refined in its design and execution. The added ingredient? A mindset that's always open for more. More sophisticated style and rugged substance. More all-road capability and wireless connectivity. More safety and more security.

This open-for-more attitude led us to create the all-new 2024 Hyundai Santa Fe. Reconceived from the ground up, Santa Fe is now a three-row SUV. A longer wheelbase makes room for seating up to seven passengers, while a terrace-like tailgate space adds an expansive area for camping and sporting events.

One look at its chrome radiator grille pattern and signature H-shaped headlamps and taillights tells you the bigger and bolder Hyundai Santa Fe is ready to trek into the future with confidence.

Santa Fe is both city and nature connected. Whether you're running errands in town or escaping for the weekend, you'll delight in the innovation that surrounds you. An available Panoramic Curved Display combines the 12.3" digital instrument cluster and infotainment system displays within a curved screen oriented toward the driver. Want more peace of mind on every journey? Santa Fe comes with Hyundai SmartSense, a comprehensive suite of safety and driver-assist technologies now made even smarter thanks to a new available Forward Attention Warning feature.

The idea of open for more is reflected throughout the range of Santa Fe hybrid and gas-powered models. An SE base trim comes with an abundance of standard features. Santa Fe SEL is the balanced trim with plenty of must-have features. XRT is the rugged trim with standard All Wheel Drive and off-road styling additions, while Limited and Calligraphy trims offer our highest levels of premium content. So get your gear in gear – the all-new Santa Fe is here.



¹EPA estimate with FWD for comparison only. Your actual mileage will vary based on options, driving conditions, driving habits and the vehicle's condition. ²Towing capacity with trailer brakes. Towing capability varies by configuration. See the towing guide in the Owner's Manual for proper use and additional information. ³Trailer Sway Control can help stabilize the vehicle when it detects that the trailer is swaying or oscillating due to various weather and road conditions. When the system detects some trailer sway, the front and rear brakes may be applied automatically and engine power can be reduced to help stabilize the trailer. See Owner's Manual for details and limitations.

SANTA FE Calligraphy in Earthy Brass Matte

Santa Fe, your way: Hybrid electric. Or gas.

For 2024, Santa Fe is available with two equally compelling powertrain choices. Want your new Santa Fe in electrified form? Santa Fe Hybrid pairs a 44.2 kW electric motor and a high-voltage lithium ion battery pack with a turbocharged Smartstream 1.6L inline-four engine and 6-speed automatic gearbox to deliver a combined 231 horsepower and 271 lb-ft of torque.

Equally impressive is the fuel-efficiency calculation – an EPA-estimated 36 MPG around town.¹ With Hybrid EV efficiency and the availability of HTRAC All Wheel Drive, Santa Fe Hybrid is designed for enjoying the outdoors – and protecting the environment.

If more horses under the hood is your preference, Santa Fe rewards you with a gasoline-powered 277-horsepower Smartstream 2.5L Turbo. Its 311 lb-ft of torque delivers a towing capacity of up to 3,500 pounds.² Need more towing capacity? Santa Fe XRT tows up to 4,500 pounds.² Trailer Sway Control comes standard on every trim level.³

Santa Fe's Drive Mode Select lets you dial in your driving dynamic. Select Sport mode for more aggressive throttle response and shift points. Press the button to select Smart, and Santa Fe recalibrates for more fuel efficiency. For a casual blend of driving dynamics, select Comfort.

Got snow? On models equipped with available All Wheel Drive, traction is optimized for wintry driving conditions. Santa Fe's AWD also includes a Multi-Terrain Control feature that allows the driver to select specific settings for snow, mud and sand.

Santa Fe's hushed ride comes from attention to acoustic details. Everything from the design of subframe bushings and engine mounts to the shape of the windshield help isolate you from harsh road vibrations and wind turbulence. So there's less noise. And more poise.



Steering wheel paddle shifter



Drive Mode Select



SANTA FE Calligraphy 21" Alloy Wheel



SANTA FE Hybrid Calligraphy with HTRAC All Wheel Drive



¹Not equipped on Santa Fe SE. ²The hands-free power liftgate opens when your Proximity Key is within 3 feet of the detection area for at least 3 seconds. Radio transmitters and other smart keys may interfere with normal operation. Please consult your Owner's Manual for details and limitations. ³Raised roof side rails not equipped on Santa Fe SE.


SANTA FE Calligraphy in Forest Green / Beige Nappa Leather



Bi-directional center console armrest with two-level storage



3rd-row USB port and air vent with climate control



C-pillar Assist Handle

Welcome to The Great Indoors.

While Santa Fe is happy to take you to the Great Outdoors, it's also designed to make the indoors pretty amazing along the way. With its longer wheelbase, the new Santa Fe adds space where it matters most. There's exceptional legroom for passengers seated in the 2nd and 3rd rows, and more rear headroom. The available 2nd-row power folding captain's chairs now add a cushion angle adjustment. So when you hear the sound of 'oohs and ahhs,' you'll know where it's coming from.

Santa Fe's dual automatic temperature control¹ purifies the cabin air with a CleanAir Ionizer. Throughout the interior, eco-friendly materials create soft-to-the-touch surfaces on the headliner, instrument panel, doors and seats. The modern amenities extend to high-power USB charge ports in the front and 2nd row – standard across the Santa Fe lineup. There's even available 3rd-row USB ports.

Beyond its conveniences and spacious comfort, Santa Fe prioritizes cargo loading with wider rear access. Its hands-free power liftgate with auto open now lets you customize the opening height.² And fully foldable 2nd- and 3rd-row seats create a terrace-like space at the rear liftgate opening, making you the host with the most when it comes to camping and tailgating. Between the front seats, there's another innovation from Hyundai Design: The first bi-directional, multi-level center console storage space that can be opened by either front or rear passengers.

Up top, grab handles concealed within the exterior C-pillar are available to help you access any cargo you've stowed securely on the raised roof side rails.³ The new Santa Fe makes it easy to unload your rooftop cargo, open up the available power dual-pane sunroof, and let the outdoors in.



Fold-flat 2nd-row seatbacks with remote release

Life comes at you from all sides.


The 2024 Santa Fe features a suite of advanced safety and driver-assistance technologies known as Hyundai SmartSense. An integrated system of available cameras, radar sensors and ultrasonic sensors are used to monitor your surroundings from nearly every angle and help protect you and your passengers.¹

Santa Fe Limited and Santa Fe Calligraphy exemplify the SmartSense approach to safety by enhancing standard Blind-Spot Collision Warning² with a Blind-Spot View Monitor³ that

displays video within the instrument cluster of what's happening alongside your SUV. Both trims are also equipped with a Surround View Monitor⁴ and forward/side/reverse parking sensors that help you confidently navigate crowded parking areas.

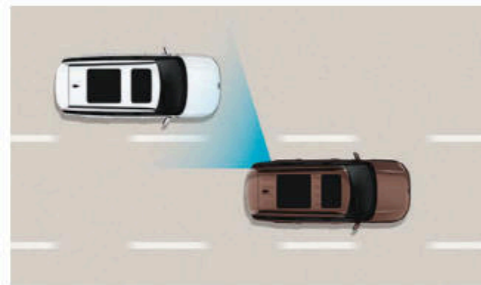
The innovation doesn't stop there. Santa Fe features a Forward Attention Warning system,⁵ while the Calligraphy trim level includes a camera-based rearview mirror that offers clear views behind your vehicle and helps improve night vision.

Hyundai SmartSense Technologies



1. Forward Collision-Avoidance Assist

When the front-facing camera and radar detect a vehicle, pedestrian or cyclist in your path, or an oncoming car when turning left in an intersection, your Santa Fe warns you of a potential collision. If necessary, the system will automatically apply emergency braking to help avoid a collision.⁶



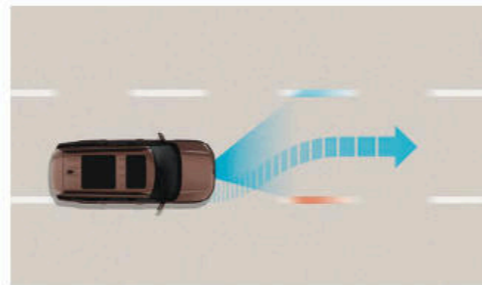
2. Blind-Spot Collision Warning

If your Santa Fe detects a vehicle in your blind spot while the turn signal is on, it issues an alert before you change lanes to help avoid a collision. It also monitors for vehicles approaching from behind to help prevent collisions when you are exiting a parallel parking spot.²



3. Rear Cross-Traffic Collision-Avoidance Assist

Backing out of a parking space and wondering whether there is cross traffic coming your way? This feature helps warn you of another vehicle approaching from the side. If necessary, your Santa Fe can automatically apply braking to help prevent a collision.⁷



4. Lane Following Assist

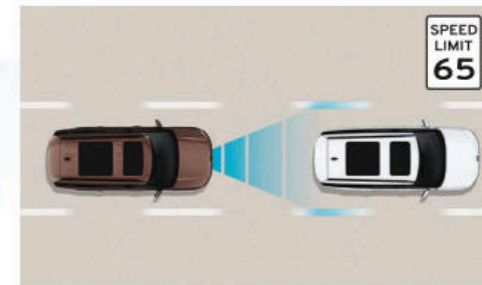
Using Santa Fe's front-facing camera to detect lane markers on the road, this feature assists the driver's steering to help keep you centered in your lane. This technology can also help determine a virtual path based on the movements of the preceding vehicle.⁸



Blind-Spot View Monitor

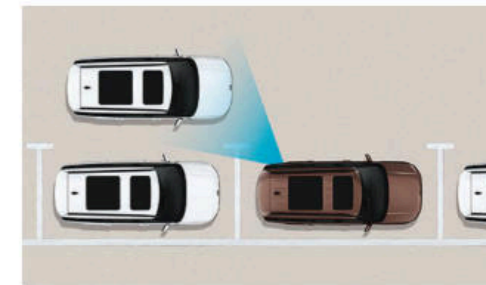


Surround View Monitor



5. Highway Driving Assist

Acting as your copilot on freeways, this available feature helps keep you centered in your lane while also maintaining a set speed and distance from the vehicle in front. It uses Santa Fe's navigation map data to automatically adjust for changing speed limits, and reduces your speed when it detects you're approaching a curve in the road. Santa Fe Calligraphy can even respond to vehicles that drive too close in the adjacent lane and assist in making lane changes.⁹



6. Safe Exit Assist | Rear Occupant Alert

After you park, Safe Exit Assist issues an alert when a vehicle is detected to be approaching from behind, letting the driver know it may not be safe for passengers to open the street-side door.¹⁰ A Rear Occupant Alert feature can help remind the Santa Fe driver to check the rear seats after turning off the engine.¹¹

¹ Safety features vary by model and trim level. For details, refer to the Features chart in the back of this brochure or visit HyundaiUSA.com. ² Blind-Spot Collision Warning (BCW) assists the driver by warning of other cars in the blind-spot region. There are limitations to the function, range, detection and clarity of the system. It will not detect all vehicles or objects in the blind spot. Its operation depends on the size, distance, angle and relative speed difference between your Santa Fe and other vehicles. BCW may not operate if sensors are obscured in any way. BCW is a supplemental system, and the driver must still be attentive and exercise caution when driving. It is the driver's responsibility to be aware of the surroundings and ensure it is clear before changing lanes or directions. See Owner's Manual for details and limitations. ³ The Blind-Spot View Monitor (BVM) assists the driver in changing lanes by providing a live view of the blind spots on either side of the vehicle and sounding an audible alert if another vehicle is detected. The turn signal must be activated, and other system limitations apply. Do not rely exclusively on BVM. It is the driver's responsibility to be aware of the surroundings and ensure it is clear before changing lanes or directions. See Owner's Manual for details and limitations. ⁴ The Surround View Camera System is a parking support system. The Surround View Monitor cannot completely eliminate blind spots, may not detect every object, and does not warn of moving objects. Always check your surroundings before moving your vehicle. See Owner's Manual for details and limitations. ⁵ Not equipped on Santa Fe SE. Forward Attention Warning helps monitor the driver's eye position using an infrared camera and provides an audible warning if it detects a potential lack of driver attention. It does not detect and provide an alert in every situation. It is the driver's responsibility to remain alert at all times. See Owner's Manual for details and limitations. ⁶ Forward Collision-Avoidance Assist (FCA) with Pedestrian and Cyclist Detection helps detect vehicles, pedestrians and cyclists, but not in all conditions. FCA is designed to assist drivers to avoid, or reduce the severity of, collisions with cars that have slowed or stopped in front of them. It is a supplemental assist and does not replace the need for extreme care and attention by the driver. FCA may not stop the vehicle completely and will not avoid all collisions. Junction Turning helps the driver avoid collisions involving turning left at an intersection by applying the opposing front brake only when an oncoming vehicle is detected in the opposing lane. There are limitations to the function, detection, range and clarity of the system. Junction Turning may not function correctly if one or more of the sensors is damaged, dirty or covered, or if weather conditions (heavy rain, snow or fog) are interfering with sensor operation. It will not prevent loss of control. This driver assistance system is not a substitute for safe driving. See Owner's Manual for details and limitations. ⁷ Rear Cross-Traffic Collision-Avoidance Assist (RCCA) is designed to notify drivers of approaching cross-traffic behind the vehicle. When another vehicle is detected while your car is backing out of a parking spot, it provides audible and visual display warnings and applies braking if it senses a collision is imminent. RCCA is active when your car is in reverse gear and backing at a speed less than 6 mph. It only engages during the first activation of reverse gear from park and may not detect all vehicles. Never rely exclusively on RCCA. Always look over your shoulder and use your mirrors to confirm rear clearance. There are limitations to the function, detection, range and clarity of the system. See Owner's Manual for details and limitations. ⁸ Lane Following Assist (LFA), when actively engaged

with Smart Cruise Control or Highway Driving Assist, helps keep your vehicle centered in its lane when the lane markings are clearly visible on the road. LFA will not work under all circumstances and will not prevent loss of control. LFA is a supplemental assist and does not replace the need for extreme care and attention by the driver. See Owner's Manual for details and limitations. ⁹ Highway Driving Assist (HDA) is for highway use only and helps keep your Santa Fe centered in its lane while maintaining a safe distance from the vehicle ahead. Lane markings must be clearly visible on the road. HDA should not be used in poor weather, heavy or varying traffic, or on winding or slippery roads. HDA will not work under all circumstances and will not prevent loss of control. Driver remains responsible to slow or stop the vehicle to avoid a collision. See Owner's Manual for details and limitations. ¹⁰ When the vehicle is parked, Safe Exit Assist (SEA) can alert occupants planning to exit the vehicle when another vehicle is approaching from behind. SEA does not work in all situations and is not a substitute for driver or passenger attentiveness. Always be aware of your surroundings and attentive of approaching vehicles. See Owner's Manual for details and limitations. ¹¹ When the vehicle is parked and the engine has been turned off, Rear Occupant Alert can help to alert the driver if the rear door(s) have been opened at any point after the vehicle was unlocked at the beginning of the journey. Upon turning the engine off, Rear Occupant Alert will provide a visual alert on the instrument cluster. Rear Occupant Alert is not a substitute for driver attentiveness. Never leave a child unattended in a vehicle. See Owner's Manual for details and limitations.



SANTA FE Calligraphy in Forest Green / Beige Nappa Leather

Next-level luxury. Available in two distinct levels.

Step inside Santa Fe Limited, and you are greeted by luxuries like premium leather seating, ventilated front seats and heated 2nd-row seating. The driver is treated to a heated steering wheel and an Integrated Memory System for the driver's seat and side mirrors.

Now look over at the space above your glove box. That's Santa Fe Limited's new UV-C sterilization compartment. It uses ultraviolet light to sterilize items like cell phones and sunglasses. Ready to rock? A Bose® 12-speaker premium audio system with a subwoofer and external amp offers big, bold sound. Need to back into a tight parking space? It's easy – just let Santa Fe Limited's Remote Smart Parking Assist do the work.¹

Santa Fe Calligraphy adds another level of premium features. Quilted Nappa leather seats cradle you and your passengers. Power-reclining captain's chairs delight those seated in the 2nd row. Up front, you'll find dual wireless phone charging² and a Driver Relaxation Seat that distributes your body pressure to simulate a weightless position, creating the optimal posture for resting.

And there's no need to take your hands off the steering wheel – or your eyes off the road – to touch a screen or buttons. Dynamic Voice Recognition lets you control the infotainment and vehicle functions simply by speaking voice commands.³ On Calligraphy, a 12" color Head-up Display lets you stay focused on driving by projecting driving vitals onto the windshield in fighter-jet fashion.



SANTA FE Calligraphy quilted Nappa leather seats



UV-C sterilization compartment



Remote Smart Parking Assist



Dual wireless phone charger



Camera-based rearview mirror

¹Remote Smart Parking Assist (RSPA) can help remotely park the vehicle. However, several factors can impact RSPA performance. RSPA may not function correctly if one or more of the parking sensors is damaged, dirty or covered, or if weather conditions (heavy rain, snow or fog) interfere with sensor operation. Always inspect the parking area with your own eyes. See Owner's Manual for details and limitations. ²Q wireless charging function is based on smartphone compatibility and/or specific accessory cases. ³Speak in a normal voice and minimize background noise for best results. See Owner's Manual for details and limitations.

Introducing Bluelink+. No fees. No trial. No worries.

With Bluelink+, Hyundai has become the first automotive brand to offer its suite of connected car features to new car purchasers at no extra cost. Bluelink is complimentary with the purchase of your new 2024 Santa Fe.¹

Bluelink technologies are designed to help keep you safe – ranging from automatic collision notifications to enhanced roadside assistance that sends your location to a roadside assistance associate.² And much more. Bluelink also includes helpful maintenance features like remote diagnostics and monthly vehicle health reports. All complimentary with a 2024 Santa Fe new vehicle purchase for the life of the supporting wireless network technology.¹

Our MyHyundai with Bluelink app turns your compatible smartphone, smartwatch or home assistant device into a Bluelink remote control that can unlock your Santa Fe's doors and start the vehicle and climate controls before you leave the house, office or restaurant.³

Enter your Santa Fe using the Digital Key 2 for your compatible smartphone or wearable device, and your radio and navigation system presets are restored using your Bluelink personal profile.⁴ Apple Wallet,⁵ Google Wallet⁶ and Samsung Pass⁷ let you share your digital key with trusted friends and family members⁵ – as the primary driver, you control when a shared key can be used, and pause or end shared-key access at any time.



Automatic Emergency Assistance

Bluelink+ offers you 24/7 SOS Emergency Assistance as well as Automatic Collision Notification that can call for help if you're in an accident where your vehicle's airbags deploy.²



Over-the-Air Software Updates

Santa Fe takes convenience to the next level with Over-the-Air software updates that keep your infotainment and available navigation systems up-to-date without requiring a dealership trip.⁶



Driver Profile Management

Save your navigation searches, radio presets and driver seat/side mirror settings to your secure Bluelink account, and you can remotely update and push them to your Santa Fe.



Remote Vehicle Controls

Use your smartphone, smart speaker or wearable device to remotely start your Santa Fe's engine, set the cabin temperature, activate the heated front seats and more.⁷



Remote Vehicle Status

Wondering how much fuel is in your tank? If the liftgate is closed or the available sunroof is open? Your MyHyundai app quickly puts those answers at your fingertips.



Destination Send-to-Car

Use the MyHyundai app to find addresses, restaurants or other points of interest and send the destination to your Santa Fe's available navigation system before you start to drive.



SANTA FE Calligraphy in Earthy Brass Matte

SANTA FE SE

Smartstream 2.5L Turbo GDI/ MPI 4-Cylinder Engine

277 HP
311 LB-FT



Popular Features

- Proximity Key with push button start
- Hands-free power liftgate with auto open
- Bi-directional center console armrest with two-level storage
- 12.3" Display Audio | Android Auto™ and Apple CarPlay®
- Optional HTRAC All Wheel Drive

SANTA FE SEL

Smartstream 2.5L Turbo GDI/ MPI 4-Cylinder Engine

277 HP
311 LB-FT



Popular Features

- Raised roof side rails
- Dual automatic temperature control
- H-Tex® seating surfaces and heated front seats
- Panoramic Curved Display
- Digital Key 2 and wireless phone charger

SANTA FE XRT

Smartstream 2.5L Turbo GDI/ MPI 4-Cylinder Engine

277 HP
311 LB-FT



Popular Features

- Higher ground clearance and all-terrain tires
- Dark chrome C-pillar Assist Handle
- 12.3" Navigation system
- Rugged interior trim and accents
- HTRAC All Wheel Drive and 4,500-lb towing capacity (with trailer brakes)

SANTA FE Limited

Smartstream 2.5L Turbo GDI/ MPI 4-Cylinder Engine

277 HP
311 LB-FT



Popular Features

- Ventilated front seats and heated 2nd-row seats
- Blind-Spot View Monitor and Surround View Monitor
- Leather-trimmed seating surfaces
- Remote Smart Parking Assist
- Parking Distance Warning – Forward/Side/Reverse
- Bose® premium audio with 12 speakers

SANTA FE Calligraphy

Smartstream 2.5L Turbo GDI/ MPI 4-Cylinder Engine

277 HP
311 LB-FT



Popular Features

- Blind-Spot Collision-Avoidance Assist
- Quilted premium Nappa leather seating surfaces
- Camera-based rearview mirror
- Premium finish grille and dark chrome C-pillar Assist Handle
- 2nd-row captain's chairs with power reclining and tilting
- Dual wireless phone charger

SANTA FE EPA MPG Estimates (City/Highway/Combined)

- 20/29/24 MPG FWD SE/SEL/Limited/Calligraphy 8-Speed DCT with SHIFTRONIC®
- 20/28/23 MPG AWD SE/SEL/Limited/Calligraphy 8-Speed DCT with SHIFTRONIC®
- 19/26/22 MPG AWD XRT 8-Speed DCT with SHIFTRONIC®

SANTA FE Hybrid EPA MPG Estimates (City/Highway/Combined)

- 36/35/36 MPG FWD SEL/Limited/Calligraphy 6-Speed A/T with SHIFTRONIC®
- 35/34/34 MPG AWD SEL/Limited/Calligraphy 6-Speed A/T with SHIFTRONIC®

EPA estimates for comparison only. Mileage may vary. Actual mileage will vary based on options, driving conditions, driving habits and the vehicle's condition.

Wheels

18" Alloy Wheel SE / SEL



18" Alloy Wheel Hybrid SEL



18" Alloy Wheel XRT



20" Alloy Wheel Limited / Hybrid Limited



20" Alloy Wheel Hybrid Calligraphy



21" Alloy Wheel Calligraphy



¹Bluelink+ is available to purchasers and lessees of new 2024 and newer Bluelink-equipped Hyundai models. Bluelink+ requires an active Bluelink subscription agreement subject to the Connected Services Terms and Conditions. Only use Bluelink features and corresponding devices when safe to do so. Cellular and GPS coverage is required. Features, specifications and fees are subject to change. Bluelink services rely on digital wireless telecommunications technology outside of Hyundai's control. Bluelink is dependent on 4G LTE cellular networks controlled and maintained by third-party wireless carriers. If and when these networks change and/or discontinue service, or the underlying technology required to support Bluelink becomes obsolete, then the connected services will not work, and Hyundai will be forced to cancel impacted subscription services. ²Bluelink agents will contact existing emergency service responders. ³Requires active Bluelink Advanced subscription (complimentary for the original owner). Remote climate control available on properly equipped models with fully automatic temperature control. Remote stop only available when in remote start mode. ⁴Near Field Communication (NFC) digital key requires a compatible iPhone, Apple Watch, Google Pixel or Samsung Galaxy phone. Not all Android, Apple or Samsung devices are compatible. Digital key sharing requires an active Bluelink Advanced subscription (complimentary for the original owner). See your Owner's Manual for details and limitations. ⁵Apple is a registered trademark of Apple Inc. Samsung is a registered trademark of Samsung Electronics Inc. Google is a trademark of Google LLC. ⁶Fees apply for map and multimedia over-the-air (OTA) updates after an initial three-year period of complimentary updates. Three-year term starts from the new vehicle date of first use. Features, specifications and fees are subject to change. ⁷Dual automatic temperature control and heated front seats not equipped on Santa Fe SE.

SANTA FE Hybrid SEL

Smartstream 1.6L Turbo GDI
4-Cylinder Hybrid Engine

231 NET HP
271 LB-FT



Popular Features
Raised roof side rails
Hands-free power liftgate with auto open
Panoramic Curved Display
Bluelink+ Connected Car System
Optional HTRAC All Wheel Drive

SANTA FE Hybrid Limited

Smartstream 1.6L Turbo GDI
4-Cylinder Hybrid Engine

231 NET HP
271 LB-FT



Popular Features
Ventilated front seats and heated rear seats
Blind-Spot View Monitor and Surround View Monitor
Highway Driving Assist
Bose® premium audio with 12 speakers
Parking Distance Warning – Forward/Side/Reverse

SANTA FE Hybrid Calligraphy

Smartstream 1.6L Turbo GDI
4-Cylinder Hybrid Engine

231 NET HP
271 LB-FT




Popular Features
Quilted premium Nappa leather seating surfaces
2nd-row captain's chairs with power reclining and tilting
Blind-Spot Collision-Avoidance Assist
Dual wireless phone charger
Full color Head-up Display Camera-based rearview mirror

Interior Colors



Exterior Colors



Exterior Dimensions	SANTA FE
Wheelbase	110.8 in
Overall Length	190.2 in
Overall Width	74.8 in
Overall Height (with roof side rails)	67.7 (69.7) in

Interior Dimensions	SANTA FE
Headroom – front (with sunroof)	41.1 (40.2) in
Headroom – 2nd row (with sunroof)	40.6 (39.6) in
Headroom – 3rd row	37.7 in
Legroom – front / 2nd row (Hybrid) / 3rd row	44.4 / 42.3 (41.5) / 30.0 in

Interior Dimensions	SANTA FE
Shoulder Room – front / 2nd row / 3rd row	59.5 / 58.1 / 53.5 in
Passenger Volume (Hybrid)	152.0 (151.0) cu ft
Cargo Capacity – behind front / 2nd row / 3rd row	79.6 / 40.5 / 14.6 cu ft
Total Interior Volume (Hybrid)	166.6 (165.6) cu ft

SANTA FE | SANTA FE Hybrid

Power & Handling	SE	SEL	XRT	Ltd	Calli	SEL	Ltd	Calli
277 hp/311 lb-ft Smartstream 2.5L Turbo GDI/MPI 4-cylinder engine	•	•	•	•	•	–	–	–
231 net hp Smartstream 1.6L Turbo GDI 4-cylinder hybrid engine with 44.2 kW high-power density motor	–	–	–	–	–	•	•	•
Idle Stop & Go	•	•	•	•	•	–	–	–
8-speed Wet Dual Clutch Transmission (DCT)	•	•	•	•	•	–	–	–
6-speed automatic transmission	–	–	–	–	–	•	•	•
Column-mounted Shift-by-Wire gear selector with paddle shifters	•	•	•	•	•	•	•	•
HTRAC All Wheel Drive	◦	◦	•	◦	◦	◦	◦	◦
Drive Mode Select	•	•	•	•	•	•	•	•
Electronic Parking Brake with Automatic Vehicle Hold	•	•	•	•	•	•	•	•
Trailer Sway Control	•	•	•	•	•	•	•	•
Exterior Features	SE	SEL	XRT	Ltd	Calli	SEL	Ltd	Calli
Automatic headlights with High Beam Assist	•	•	•	•	•	•	•	•
LED Daytime Running Lights and LED taillights	•	•	•	•	•	•	•	•
LED projector-type headlights with LED accents	•	•	•	•	•	•	•	•
Premium finish grille and dark chrome C-pillar Assist Handle	–	–	–	–	•	–	–	•
XRT dark chrome grille and C-pillar Assist Handle	–	–	•	–	–	–	–	–
Acoustic-laminated windshield and front side glass	•	•	•	•	•	•	•	•
Side mirrors with turn signal indicators	–	•	•	•	•	•	•	•
Power-folding side mirrors	–	–	–	•	•	–	•	•
Raised roof side rails	–	•	•	•	•	•	•	•
Power tilt-and-slide sunroof	–	–	•	–	–	–	–	–
Dual-pane sunroof	–	–	–	•	•	–	•	•
Hands-free power liftgate with auto open and adjustable height setting	•	•	•	•	•	•	•	•
Rain-sensing windshield wipers	–	–	–	•	•	–	•	•
Interior & Convenience Features	SE	SEL	XRT	Ltd	Calli	SEL	Ltd	Calli
Proximity Key with push button start	•	•	•	•	•	•	•	•
12.3" Digital instrument cluster	–	–	–	•	•	–	•	•
Panoramic Curved Display	–	•	•	•	•	•	•	•
Full-color Head-up Display	–	–	–	–	•	–	–	•
8-way power driver seat with 2-way power lumbar support	–	•	•	–	–	•	–	–
8-way power driver seat with 4-way power lumbar support	–	–	–	•	•	–	•	•
8-way power front passenger seat	–	–	–	•	•	–	•	•
Driver seat or front seats (Hybrid) with Relaxation function	–	–	–	–	•	–	–	•
H-Tex® seating surfaces	–	•	•	–	–	•	–	–
Leather-trimmed seating surfaces	–	–	–	•	–	–	•	–
Quilted premium Nappa leather seating surfaces and eco-suede headliner	–	–	–	–	•	–	–	•
Heated front seats	–	•	•	•	•	•	•	•
Ventilated front seats and heated 2nd-row seats	–	–	–	•	•	–	•	•
Integrated Memory System for driver's seat	–	–	–	•	•	–	•	•

Interior & Convenience Features	SE	SEL	XRT	Ltd	Calli	SEL	Ltd	Calli
Heated steering wheel	–	–	–	•	•	–	•	•
Leather-wrapped steering wheel	•	•	•	•	•	•	•	•
2nd-row side-window sunshades and ambient LED interior lighting	–	–	–	•	•	–	•	•
2nd-row captain's chairs	–	–	–	–	•	–	–	•
Dual automatic temperature control	–	•	•	•	•	•	•	•
Bi-directional center console armrest with two-level storage compartment	•	•	•	•	•	•	•	•
Reclining 60/40 split fold-flat 2nd-row seats with center armrest	•	•	•	•	–	•	•	–
2nd-row air conditioning vents	•	•	•	•	•	•	•	•
Remote Smart Parking Assist	–	–	–	•	•	–	•	•
Camera-based rearview mirror	–	–	–	–	•	–	–	•
Smart Cruise Control with Stop & Go	•	•	•	•	•	•	•	•
Advanced Safety	SE	SEL	XRT	Ltd	Calli	SEL	Ltd	Calli
Forward Collision-Avoidance Assist with Pedestrian/Cyclist Detection and Junction Turning Detection	•	•	•	•	•	•	•	•
Lane Keeping Assist and Lane Following Assist	•	•	•	•	•	•	•	•
Driver Attention Warning	•	•	•	•	•	•	•	•
Forward Attention Warning	–	•	•	•	•	•	•	•
Safe Exit Assist and Rear Occupant Alert	•	•	•	•	•	•	•	•
Blind-Spot Collision Warning	•	•	•	•	–	•	•	–
Blind-Spot Collision-Avoidance Assist	–	–	–	–	•	–	–	•
Blind-Spot View Monitor and Surround View Monitor	–	–	–	•	•	–	•	•
Highway Driving Assist	–	–	•	•	•	–	•	•
Parking Distance Warning – Forward/Reverse	•	•	•	–	–	•	–	–
Parking Distance Warning – Forward/Side/Reverse	–	–	–	•	•	–	•	•
Rear Cross-Traffic Collision-Avoidance Assist	•	•	•	•	•	•	•	•
Parking Collision-Avoidance Assist – Reverse	–	–	–	•	•	–	•	•
Navigation-based Smart Cruise Control with Curve Control	–	–	•	•	•	–	•	•
Audio & Connected Car Technology	SE	SEL	XRT	Ltd	Calli	SEL	Ltd	Calli
12.3" Display Audio with AM/FM/HD Radio™	•	•	–	–	–	•	–	–
12.3" Navigation system and Wi-Fi hotspot	–	–	•	•	•	–	•	•
SiriusXM® Satellite Radio	•	•	•	•	•	•	•	•
Wireless Android Auto™ and Apple CarPlay®	•	•	•	•	•	•	•	•
Bose® premium audio with 12 speakers	–	–	–	•	•	–	•	•
Wireless phone charger	–	•	•	•	•	•	•	•
Over-the-Air Updates	•	•	•	•	•	•	•	•
Digital Key 2	–	•	•	•	•	•	•	•
Bluelink+ Connected Car System	•	•	•	•	•	•	•	•
USB ports: Front (1 data/charge + 1 charge), 2nd-Row (2 charge)	•	•	•	•	•	•	•	•

• Standard ◦ Optional – Not Available Ltd = Limited Trim Calli = Calligraphy Trim



Hope comes standard on every Hyundai.

Each time we sell a Hyundai, a portion goes to Hyundai Hope On Wheels® to help find a cure for childhood cancer. Over the last 25 years, Hyundai Hope On Wheels has donated \$225 million to pediatric cancer research. Hope is our greatest feature. And it comes standard on every Hyundai. For more information, please visit HyundaiHopeOnWheels.org.



America's Best Warranty

POWERTRAIN LIMITED WARRANTY

10 YEARS
100,000 MILES

NEW VEHICLE LIMITED WARRANTY

5 YEARS
60,000 MILES

ANTI-PERFORATION WARRANTY

7 YEARS
UNLIMITED MILES

24/7 ROADSIDE ASSISTANCE

5 YEARS
UNLIMITED MILES

HYBRID/EV DIRECT ENERGY COMPONENTS

10 YEARS
100,000 MILES



Hyundai
Complimentary
Maintenance


Complimentary maintenance includes Hyundai-approved oil and oil filter change (except for electric vehicles and fuel cell electric vehicles) plus tire rotation at normal factory-scheduled maintenance intervals for 3 years or 36,000 miles, whichever comes first. More frequent maintenance due to severe driving or conditions excluded. Offer valid only for new 2020-2024 Hyundai models purchased or leased on or after February 1, 2020. See your Hyundai dealer for further details and limitations.



Owner
Assurance

Our commitment to Hyundai owners does not end with the transfer of keys. Wherever the road takes you, we have got your back with Hyundai Owner Assurance, an umbrella of services and benefits that includes America's Best Warranty, 24/7 Roadside Assistance, innovative safety and car care features...and more.

While the content contained in this brochure is based on the latest information available at the time of printing, specifications and equipment can change. Feature comparisons are based on competitor information available at the time of printing. Although the information is believed to be correct, accuracy cannot be guaranteed. No warranty or guarantee is being extended in this brochure, and Hyundai reserves the right to change product specifications and equipment at any time, without notice, without incurring obligations. Some vehicles are shown with optional equipment. Specifications apply to U.S. vehicles only. Please contact your Hyundai dealer or visit HyundaiUSA.com for current vehicle specifications or details on any of the programs or services listed here. As part of Hyundai's commitment to a responsible environment, this brochure was printed using paper certified by the Forest Stewardship Council®. FSC® certification helps ensure that the highest social and environmental standards are met in the making of the paper we use, contributing to conservation, responsible management and community-level benefits for people near the forests.



©2024 HYUNDAI NP02072024