

2017 HYUNDAI

# SONATA PLUG-IN HYBRID



2017 HYUNDAI SONATA PLUG-IN HYBRID

## PLUG IT IN, AND IT TURNS YOU ON.

What makes Sonata Plug-in Hybrid such a powerful idea? Simply put, it's a powerful car. Its lithium-ion polymer battery pack has the largest capacity of any midsize hybrid sedan.<sup>1</sup> Which gives Sonata Plug-in Hybrid a class-leading all-electric range of approximately 27 miles, an eye-popping EPA driving range estimated at 590 miles in gas/electric hybrid mode, and an estimated efficiency rating of 99 MPGe.<sup>2</sup>

Not surprisingly, the technologically advanced powertrain of the Sonata Plug-in Hybrid was named to the prestigious Wards 10 Best Engines list for 2016.

Now imagine a stylish, spacious interior with class-leading passenger and cargo volume. The technology at your fingertips includes a large 8" touchscreen monitor – your command center for advanced navigation and Hyundai Blue Link,<sup>®</sup> our award-winning Connected Car System that lets you locate nearby charging stations wherever you are, and so much more.<sup>3</sup> Blind Spot Detection with Lane Change Assist, Forward Collision Warning and Rear Cross-traffic Alert enhance your safety at every angle. And an available 400-Watt Infinity<sup>®</sup> premium audio system brings powerful music to life at every seating position.

So go ahead and plug it in. Just don't be surprised when you find the Sonata Plug-in Hybrid, with its exclusive Lifetime Hybrid Battery Warranty, energizes you, too.<sup>4</sup>

<sup>1</sup> Class- and industry-leading claims based on comparison of specifications on manufacturer websites. <sup>2</sup> MPGe is the EPA-equivalent measure of gasoline fuel efficiency for electric mode operation. Use for comparison purposes only. Mileage may vary depending on driving conditions, driving habits, the vehicle's condition, the age/condition of the lithium-ion polymer battery, and other factors. <sup>3</sup> Blue Link subscription service agreement required. Features vary by subscription plan. Blue Link service works using CDMA-based cellular networks in the 50 United States. Blue Link service is not available where there is no cellular coverage, particularly in enclosed or remote areas. Service availability may be affected by signal strength, foliage, weather, topographical conditions (mountains) and nearby structures (tall buildings, tunnels) and other factors. For details and system limitations, visit [HyundaiBlueLink.com](http://HyundaiBlueLink.com). <sup>4</sup> The Lifetime Hybrid Battery Warranty ensures that if the lithium-ion polymer battery fails, Hyundai will replace the battery and cover recycling costs for the old battery free of charge to the original owner. The Lifetime Hybrid Battery Warranty does not apply to lease, commercial vehicles or vehicles serviced outside the U.S.





SONATA PLUG-IN HYBRID LIMITED in Seaport Mist



<sup>1</sup> Forward Collision Warning is intended to be a supplement to safe driving practices. The system is not designed to detect certain stationary objects such as trees or poles, and may not detect all vehicles under certain conditions. The system does not provide a braking function. The driver is responsible for being attentive and maintaining control of the vehicle, and should not wait for the system's alerts before braking as there may not be sufficient time to brake safely. Smart Cruise Control (SCC) is not a collision avoidance or warning device. SCC is for highway use only and should not be used in poor weather, heavy or varying traffic, or on winding or slippery roads. Driver remains responsible to slow or stop the vehicle to avoid a collision. <sup>2</sup> Do not rely completely on Blind Spot Detection (BSD) and be sure to use proper lane changing procedures. BSD may not detect every object or vehicle and will not prevent accidents. Lane Change Assist provides an audible and visual alert if the turn signal is activated and another vehicle in the blind spot is sensed. There are limitations to the function, range, detection and clarity of the system. Rear Cross-traffic Alert is active when the vehicle is in reverse and backing at a speed less than 6 mph. See Owner's Manual for further product details and limitations.

SONATA PLUG-IN HYBRID LIMITED  
in Diamond White Pearl

## ADVANCED ENGINEERING

# YOUR FIRST INDICATION THIS IS NO ORDINARY HYBRID? DRIVING IT.

There's a sensation you get when you push the Sonata Plug-in Hybrid's start button and press the accelerator pedal. Notice how natural it feels? That's our 6-speed automatic transmission with SHIFTRONIC® at work. It's a more linear and natural-feeling driving experience compared to the continuously variable transmissions used on some competing hybrid sedans.

To produce a steady surge of efficient power, Sonata Plug-in Hybrid switches seamlessly between a 50 kW electric motor and a 2.0L GDI engine. You can preserve your electric range on-the-go by switching to hybrid mode during highway cruising. And when you decelerate or brake, the energy is harvested to recharge the battery even further for increased efficiency.

Precisely tuned steering and suspension systems ensure a feeling of quick, responsive handling that connects you to the road. At the same time, its Dual Flow Damper shock absorbers reduce noise, vibration and harshness to whisper-quiet levels for a smooth, refined ride.

Who knew that a plug-in hybrid could have the driving refinement of a luxury sedan?



FORWARD  
COLLISION  
WARNING

LANE DEPARTURE  
WARNING

LANE CHANGE  
ASSIST

## EXTRA SET OF EYES

When there's a vehicle in your side blind zone, Sonata Plug-in Hybrid's Blind Spot Detection flashes a warning icon in your side mirror. Lane Change Assist measures the closing speed of an approaching vehicle in the adjacent lane to determine if changing lanes is safe. If not, the driver is alerted with an audible and visual warning. Rear Cross-traffic Alert helps identify and warn the driver of vehicles approaching from the side when you're backing up.<sup>2</sup>

## FAST, POWERFUL CHARGING

Connect the Sonata Plug-in Hybrid to a 240V charger, and it takes less than 3 hours to recharge. Using a 120V household electrical outlet, it takes under 9 hours. So you can plug the car in when you get home for the evening, and you'll be good to go by morning.

## FORWARD-LOOKING INNOVATION

The Sonata Plug-in Hybrid Limited's Forward Collision Warning system uses its Lane Departure Warning forward-facing camera to detect your closing speed in relation to the vehicle ahead. If it detects the possibility for a potential collision, visual and audible warnings alert the driver to apply the brakes. On the highway, Smart Cruise Control automatically adjusts the car's speed to maintain a safe distance with the vehicle in front of you. It will even come to a full stop, then start again without driver input.<sup>1</sup>

## MODERN-DAY MISSION CONTROL

Most trip computers display average speed, fuel consumption and miles to empty – but Sonata Plug-in Hybrid's technology display, with its 4.2" LCD color screen, goes further. It displays the status of vehicle operation and energy flow, plus safety features such as Smart Cruise Control and Lane Departure Warning on the Sonata Plug-in Hybrid Limited.





<sup>1</sup> All SiriusXM services require a subscription sold separately, or as a package, by Sirius XM Radio Inc. after a 3-month trial period. The subscription plan you choose will automatically renew, and you will be charged according to your chosen payment method at then-current rates. Fees and taxes apply. To cancel you must call SiriusXM at 1-866-635-2349. See SiriusXM Customer Agreement for complete terms at [siriusxm.com](http://siriusxm.com). All fees and programming subject to change. Sirius, XM, SiriusXM and all related marks and logos are trademarks of Sirius XM Radio Inc. <sup>2</sup> Late availability. Android Auto works with smartphones running on Android 5.0, Lollipop and higher. Android, Android Auto, Google Play and other marks are trademarks of Google Inc. Apple CarPlay works with iPhone 5s, iPhone 5c, iPhone 5 and later models running the latest version of iOS 7 and above. Apple is a registered trademark of Apple Inc. <sup>3</sup> Blue Link subscription required. Remote Climate Control available on navigation-equipped models with fully automatic temperature control. Remote Stop is only available while the vehicle is in Remote Start mode. Vehicle needs to be plugged into a 120V or 240V electrical socket. See Owner's Manual for detailed specifications and limitations. <sup>4</sup> Blue Link Connected Care for the Sonata Plug-in Hybrid includes 3 years of the Blue Link Connected Care Package and requires an active Blue Link subscription. The 3-year term starts from the new vehicle date of first use and is available for new Sonata Plug-in Hybrid purchases and leases based upon terms and conditions on the Blue Link subscription enrollment pages and the Hyundai Blue Link Subscriber Agreement. Remote Charge Scheduling requires vehicle to be plugged into a 120V or 240V electrical socket. See Owner's Manual for detailed specifications and limitations. Only use Blue Link and corresponding devices when safe to do so. Cellular and GPS coverage is required. Features, specifications, and fees vary by subscription plan and are subject to change. For more on details and limitations, visit [Hyundai.com](http://Hyundai.com) or your authorized Hyundai dealer.

SONATA PLUG-IN HYBRID LIMITED in Blue Pearl Leather



## LUXURY AND INNOVATION

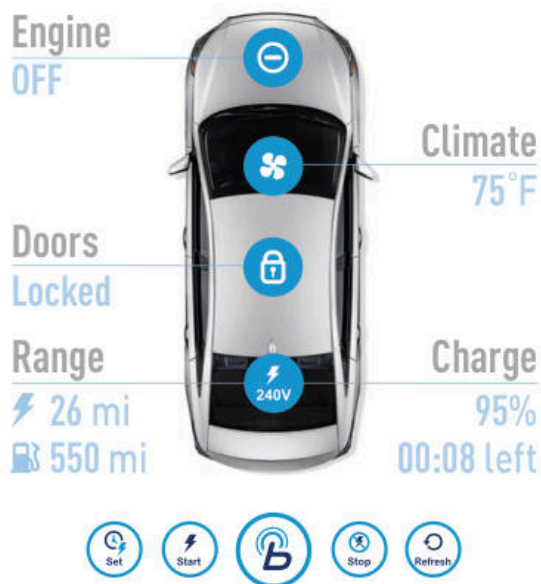
# WHO KNEW SAVING FUEL COULD BE SUCH AN INDULGENCE?

Slip behind the wheel of the Sonata Plug-in Hybrid Limited. Notice the plush power front seats? They're heated and ventilated – your first indication this is no ordinary hybrid.

Next, take in the class-leading headroom, passenger space and cargo volume. It's space filled with a wealth of technology. The large 8" touchscreen at your fingertips serves as your command center for multimedia navigation that goes beyond mere map routing. Check the monitor to see what's shown on the rearview camera. Use voice commands to access integrated smartphone apps or SiriusXM Traffic and Travel Link® features like movie times, fuel prices, stocks, sports, traffic and weather reports.<sup>1</sup>

Even with all of that, we still managed to leave room for an available 400-Watt Infinity® premium audio system with a subwoofer and external amplifier. Its powerful sound makes the most of SiriusXM® Satellite Radio, HD Radio™ and Bluetooth® with audio streaming.

On the road, the car's engine mapping can be altered at the press of a button to match your driving preference. Choose ECO for fuel efficiency or NORMAL for balanced performance. See, driving a Sonata Plug-in Hybrid really is driving on your terms.



## BLUE LINK CONNECTED CARE

Complimentary for the first three years of ownership, Blue Link Connected Care with Remote Charge Scheduling offers conveniences like on-demand vehicle diagnostics and a handy charge scheduling feature that lets you take advantage of off-peak electricity rates. Automatic Collision Notification and SOS Emergency Assistance are standing by 24/7, 365 days a year. You can also schedule service appointments with your preferred dealer from the driver's seat and monitor your Sonata's maintenance with Monthly Vehicle Health Reports. Rest assured, we've got your back.<sup>4</sup>

## STAY IN SYNC


Sonata Plug-in Hybrid supports Apple CarPlay™ (pictured above), the smart, convenient way to use your iPhone in the car. Make calls, listen to Apple Music, send messages and get directions with Siri or using the car's touchscreen. Sonata also supports Android Auto,™ which lets you use compatible Android™ phones to access Google Maps,™ listen to music from the Google Play™ store, and more.<sup>2</sup>

## OPEN AUTOMATICALLY

Our hands-free smart trunk uses your Proximity Key to detect when you're standing at the rear of your Sonata for more than 3 seconds, and automatically opens the trunk lid. So you can skip the circus balancing act and keep your hands holding onto those grocery bags, or whatever else you're planning to stow onboard.

## REMOTE CONTROL

With our Blue Link Connected Car app, you can do all sorts of fun things. Like start the engine and activate climate controls while you're exiting the movie theater. Or check the charge status of your Sonata Plug-in Hybrid and remotely start/stop charging from almost anywhere when it's plugged in.<sup>3</sup> When your car is fully charged, you'll receive email and smartphone notifications.



# HYUNDAI Sonata Plug-in Hybrid

2017

## SONATA PLUG-IN HYBRID

### KEY STANDARD FEATURES

- 202 net hp, 2.0L GDI 4-cylinder hybrid engine
- 50 kW, permanent magnet high-power density motor
- 360V, lithium-ion polymer battery system
- Plug-in charge port
- 6-speed automatic transmission with SHIFTRONIC® controls
- Drive Mode Select (Eco, Normal)
- 17" Eco-spoke alloy wheels
- LED Daytime Running Lights
- Rear lip spoiler and LED taillights
- Heated power side mirrors with turn signal indicators
- Chrome exterior door handles with welcome light
- Proximity Key entry with push button start
- Hands-free smart trunk with auto-open
- 8" touchscreen navigation system with rearview camera
- Dimension® premium audio system
- SiriusXM® Satellite Radio and HD Radio™
- Blue Link® Connected Car System
- Blue Link® Connected Care with remote charge access (free 3-year trial)
- Bluetooth® hands-free phone system with phonebook transfer and wireless audio streaming
- Smartphone/USB auxiliary input jacks
- Dual automatic temperature control




- Electroluminescent Gauge Cluster with 4.2" color multi-info LCD display
- Leatherette interior door panel inserts
- 8-way power driver seat with lumbar support
- Heated front seats
- Leather-wrapped steering wheel and shift knob
- Auto-dimming inside rearview mirror with compass and HomeLink®
- Premium door sill plates
- Power windows with front passenger auto-down/up
- Floor console-mounted rear vents
- Automatic headlights
- Blind Spot Detection with Lane Change Assist
- Rear Cross-traffic Alert
- Electronic Stability Control
- Traction Control System
- 7-airbag safety system with advanced dual front airbags

### WHEELS



17" Alloy Wheel

### PLUG-IN HYBRID CHARGING PORT



2017

## SONATA PLUG-IN HYBRID LIMITED

### Plug-in Hybrid Standard Features plus:

- + High Intensity Discharge Xenon headlights
- + Smart Cruise Control with stop/start
- + Electronic Parking Brake with Automatic Vehicle Hold
- + Leatherette door panel inserts with stitching
- + Woodgrain interior trim
- + Leather seating surfaces
- + Integrated Memory System for driver seat and side mirrors
- + 6-way power adjustable passenger seat
- + Ventilated front seats
- + Infinity® premium audio system
- + Lane Departure Warning
- + Forward Collision Warning
- + Automatic High Beam Assist
- + Rear parking sensors



### EXTERIOR DIMENSIONS

	Sonata Plug-in Hybrid
• Wheelbase	110.4 in
• Overall Length	191.1 in
• Overall Width, excluding mirrors	73.4 in
• Overall Height	57.9 in
• Tread Width, front/rear [17" wheels]	63.1/63.3 in

### INTERIOR DIMENSIONS

	Sonata Plug-in Hybrid
• Head Room, front/rear	40.4/38.0 in
• Legroom, front/rear	45.5/35.6 in
• Shoulder Room, front/rear	57.9/56.5 in
• Hip Room, front/rear	55.3/56.1 in
• Cargo Volume	9.9 cu ft
• Total Interior Volume	116.0 cu ft

### PERFORMANCE AND EPA MILEAGE ESTIMATES

	Sonata Plug-in Hybrid
• Net Horsepower	202 HP
• MPGe Estimate	99 MPGe
• Combined EPA Fuel Economy	39 MPG
• All-Electric Range	27 miles

### EXTERIOR COLORS



Diamond White Pearl

Eclipse Black



Pewter Gray Metallic

Seaport Mist

### INTERIOR COLORS



Gray Cloth

Gray Leather

Blue Pearl Leather

Metallic Paint Accent

Woodgrain Accent

Insert Film Accent

### AMERICA'S BEST WARRANTY

POWERTRAIN LIMITED WARRANTY	<b>10 YEARS</b> 100,000 MILES	NEW VEHICLE LIMITED WARRANTY	<b>5 YEARS</b> 60,000 MILES
ANTI-PERFORATION WARRANTY	<b>7 YEARS</b> UNLIMITED MILES	24/7 ROADSIDE ASSISTANCE	<b>5 YEARS</b> UNLIMITED MILES
HYBRID SYSTEM COMPONENTS	<b>10 YEARS</b> 100,000 MILES	HYBRID BATTERY WARRANTY	<b>LIFETIME</b>

HYUNDAI Assurance  
HYUNDAIASSURANCE.COM

Our commitment to Hyundai owners doesn't end with the transfer of keys. Wherever the road takes you, we've got your back with Hyundai Assurance, an umbrella of services and benefits that includes America's Best Warranty, 24/7 Roadside Assistance, innovative safety and car care features...and more.

See dealer for LIMITED WARRANTY details. Fuel economy estimated by EPA for comparison only. Mileage may vary. While the information contained in this brochure was correct at the time of printing, specifications and equipment can change. Feature comparisons based on competitor information available at the time of printing. No warranty or guarantee is being extended in this brochure, and Hyundai reserves the right to change product specifications and equipment at any time without incurring obligations. Some vehicles are shown with optional equipment. Specifications apply to U.S. vehicles only. Please contact your Hyundai dealer for current vehicle specifications. As part of Hyundai's commitment to a responsible environment, this brochure was printed using paper certified by the Forest Stewardship Council.® FSC® certification helps ensure that the highest social and environmental standards are met in the making of the paper we use, contributing to conservation, responsible management, and community-level benefits for people near the forests.



©2016 HYUNDAI NP020 F2017P