

2023

SONATA





The one and only. Available three ways.

When it comes to midsize sedans that excel in offering you more room, more technology and more safety, one name stands apart: Hyundai Sonata. In fact, Sonata has been so popular for so long, we now offer it in three distinct models for 2023: Sonata, Sonata Hybrid and Sonata N Line.

Each shares a bold coupe-like profile that carries the stunning shape and eye-catching details of Hyundai Design. The hood wraps to the edge, seamlessly connecting to a distinctive front grille. Strips of chrome extend along the hood line, tapering into dynamic Daytime Running Lights that reveal themselves when illuminated.¹ Ultra-wide taillights accentuate a head-turning rear profile.

There's even more to love inside Sonata. Open the door, and you instantly sense the spaciousness of class-leading front headroom and legroom.² Refined materials cover each intricate surface within the cabin, inviting you to explore Sonata's innovations and personalization options. One example: An available 12.3" digital instrument cluster that can be customized to suit different driving modes and preferences.

Sonata makes even the longest of road trips a pleasure. Sonata N Line's upgraded engine ups the excitement factor, while Sonata Hybrid's driving range of up to 686 miles makes extended trips a distinct possibility.³ The long list of outstanding attributes you enjoy with every Sonata is one reason why Hyundai has ranked #1 in customer loyalty for the 13th year in a row.⁴



¹ Not available on Sonata SE. ² Claim based on comparison of specifications on manufacturer websites. ³ Sonata Hybrid Blue driving range estimate based on fuel tank capacity and EPA-estimated 50 City/54 Hwy/52 Combined MPG rating. All MPG figures are EPA estimates for comparison purposes only. Actual mileage will vary with options, driving conditions and habits, vehicle and battery condition, and other factors. ⁴ Based on 2010, 2011, 2012, 2013, 2014, 2015, 2016, 2017, 2018, 2019, 2020, 2021 and 2022 Brand Keys Customer Loyalty Engagement Index[®].



SONATA N Line in Hampton Gray

¹ Sonata N Line replaces the Eco drive mode with a Sport+ drive mode. ² Sonata Hybrid Blue driving range estimate based on fuel tank capacity and EPA-estimated 50 City/54 Hwy/52 Combined MPG rating. All MPG figures are EPA estimates for comparison purposes only. Actual mileage will vary with options, driving conditions and habits, vehicle and battery condition, and other factors. ³ Claim based on comparison of specifications on manufacturer websites.



Electronic push-button gear selection



12.3" Hybrid instrument cluster display



N Line unique 19" alloy wheels

How sporty do you want your sport sedan?

Sonata gets its nimble handling from the multi-link rear suspension that helps you carve corners with precision. An electronic push-button transmission offers fingertip control over four Smartstream engines that let you decide how sporty you want your Sonata sport sedan to feel.

On Sonata SE and SEL, a 191-horsepower 2.5L engine serves up potent midrange power. Sonata SEL Plus and Limited feature a 1.6L Turbo engine whose 180 horsepower and 195 lb-ft of torque ensures swift acceleration.

Sonata N Line goes even bolder – its turbocharged 2.5L engine churns out 290 horsepower with 311 lb-ft of torque, while steering wheel paddle shifters work a quick-shifting N 8-speed Wet Dual Clutch Transmission. You can even customize N Line's digital gauge cluster, adding gauges in Performance mode or displaying specific data in Launch Control mode.

Using Drive Mode Select, you can calibrate the response of your Sonata's steering, engine and transmission to match your priorities – fuel efficiency (Eco), dynamic driving (Sport), or performance based on either your driving style (Smart) or your individual preferences (Custom).¹

For extended range driving, Sonata Hybrid's fuel-sipping 2.0L Smartstream engine is paired to a 39 kW electric motor that harnesses power from energy stored in an advanced lithium ion battery. It's a combination that offers fast-acting relief from rising fuel prices: Sonata Hybrid Blue gets an EPA-estimated 52 combined MPG with up to 686 miles of driving range.²

Another beautiful thing about Sonata Hybrid? It has best-in-class front headroom and legroom,³ thanks to the clever packaging of its battery within the vehicle. This low-centered placement, along with a hybrid-exclusive integrated spoiler, helps Sonata Hybrid hug the road like a sports car. Who knew being sensible could be so fun?



SONATA N Line in Black Cloth with Dinamica® microfiber inserts and red stitching



¹Bose and Centerpoint are registered trademarks of Bose Corporation. ²Apple CarPlay is a registered trademark of Apple Inc. Android Auto is compatible with Android™ phones running Android 5.0 or higher. Android Auto may not be available on all devices and is not available in all countries or regions. Additional apps may be required. Android and Android Auto are trademarks of Google LLC. ³HD Radio is a trademark of iBiquity Digital Corporation. ⁴Dynamic Voice Recognition varies by unit. Speak in a normal voice and minimize background noise for best results. See Owner's Manual for details and limitations. ⁵Sirius XM is a registered trademark of Sirius XM Radio Inc.


SONATA Limited in Dark Gray / Camel Leather

Improve your climate.

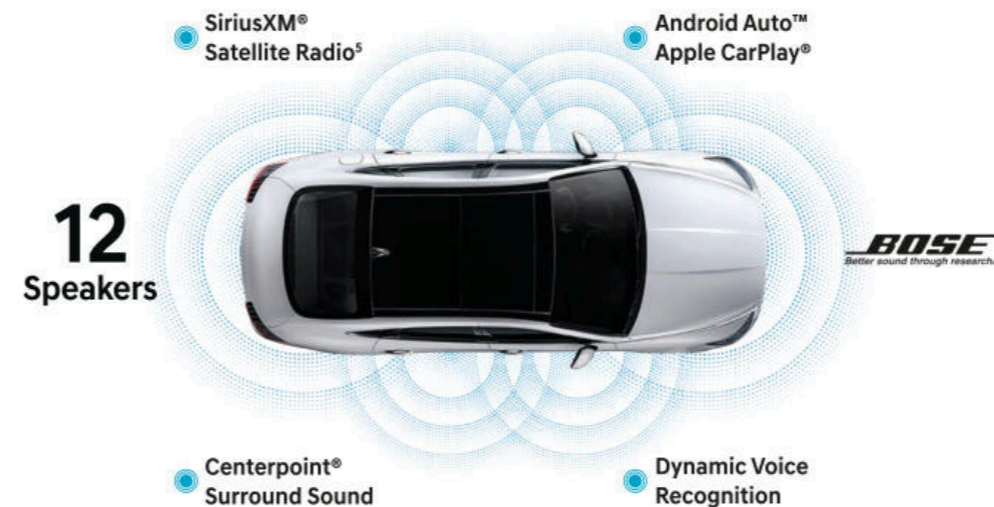
Your Sonata's interior is a sanctuary from the outside world. Adjust its climate control knobs to set the air conditioner's auto mode to whichever one of three airflow intensity levels you prefer. Pick a color for the available ambient lighting that matches your mood. Or slide open the available panoramic sunroof and invite the sunlight in, illuminating the fit and finish of your Sonata's high-quality materials.

Now turn on the available Bose® 12-speaker audio system. Its Centerpoint® Surround Sound creates stereophonic effects so vivid, you'll think you are listening to a live performance.¹ Sonata's color LCD touchscreen offers intuitive access to your smartphone's playlists, messages and more using Apple CarPlay® or Android Auto™.² There's also an available 10.25" multimedia navigation system with junction view lane guidance, subscription-free HD Radio™ traffic updates³ and Dynamic Voice Recognition, which recognizes voice commands for a variety of comfort and convenience features.⁴

Slip behind the wheel of Sonata N Line, and you'll settle into deeply bolstered sport seats framed by red contrast stitching. The driver's seat is power-adjustable eight ways, including lumbar support. Grip the leather-wrapped steering wheel, engage Sonata N Line's Launch Control, and prepare for a sudden change of scenery outside of your window.




Panoramic sunroof




10.25" touchscreen with Apple CarPlay



Dual automatic temperature controls



Head-up Display



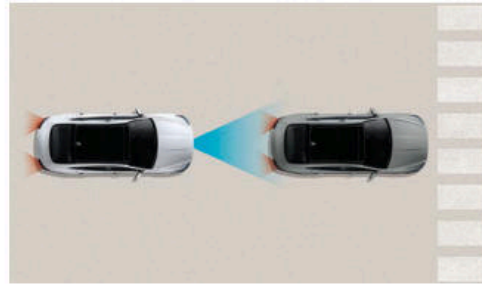
N Line sport seats

In here, it's always 360 degrees.

Life comes at you from all sides. Which is why Hyundai engineers have given the 2023 Sonata a suite of advanced safety and driver-assistance features called SmartSense. Using an integrated system of available cameras, radar sensors and ultrasonic sensors, SmartSense safety technologies monitor your surroundings from nearly every angle to help protect you and your passengers in the event a potential collision is detected.¹

Onboard Sonata Limited, Blind-Spot Collision-Avoidance Assist² is enhanced by a Blind-Spot View Monitor,³ which displays video within the instrument cluster of what's happening alongside your car once you activate your turn signal. Sonata Limited is also equipped with a Surround View Monitor⁴ and front/rear parking sensors that help you confidently navigate crowded parking areas. It's a high level of safety that's helped the 2022 Sonata and Sonata Hybrid earn two of the industry's highest honors: A 2022 IIHS TOP SAFETY PICK⁵ and a 2022 5-Star Overall Safety Rating.⁶

Hyundai SmartSense Technologies



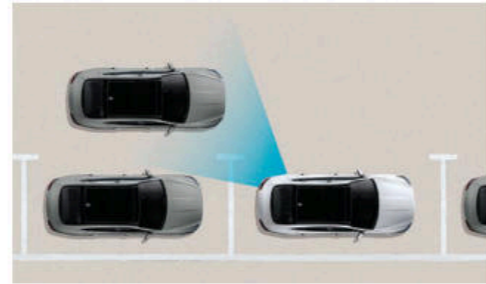
Forward Collision-Avoidance Assist

When the front-facing camera and radar detect a vehicle, pedestrian or cyclist in your path, or oncoming cars when turning left in an intersection, your Sonata warns you of a potential collision. If necessary, the system will automatically apply emergency braking to help avoid a collision.⁷




Rear Cross-Traffic Collision-Avoidance Assist

Backing out of a parking space and wondering whether there is cross traffic coming your way? This feature helps warn you of another vehicle approaching from the side. If necessary, your Sonata can automatically apply braking to help prevent a collision.⁸



Safe Exit Warning | Rear Occupant Alert

After you park, Safe Exit Warning issues an alert when a vehicle is detected to be approaching from behind, letting the driver know it may not be safe for passengers to open the street-side door.⁹ A Rear Occupant Alert feature can help remind the driver to check the rear seats after turning off the engine.¹⁰



Blind-Spot Collision-Avoidance Assist


If Sonata detects a vehicle in your blind spot while the turn signal is on, this feature alerts the driver and automatically applies light braking before you change lanes to help avoid a collision. It can also detect vehicles up to two lanes over to help prevent collisions when exiting a parallel parking spot.²



Blind-Spot View Monitor




Surround View Monitor



Lane Following Assist

Using the car's front-facing camera to detect lane markers on the road, this feature assists the Sonata driver's steering to help keep your vehicle centered in its lane. This technology can also help determine a virtual path based on movements of the preceding vehicle.¹¹



Highway Driving Assist

Acting as your copilot on freeways, this feature is available to help keep you centered in your lane while maintaining a set speed and distance from the vehicle in front. It uses Sonata's navigation map data to automatically adjust for changing speed limits, and reduces your speed when it detects you're approaching a curve in the road.¹²



2022 Hyundai SONATA and SONATA Hybrid with LED projector headlights



2022 Hyundai SONATA and SONATA Hybrid

¹ Safety features vary by model and trim level. For details, refer to the Features chart in the back of this brochure or visit HyundaiUSA.com. ² Blind-Spot Collision-Avoidance Assist (BCA) warns the driver of other cars detected in the blind-spot region. If BCA detects an unsafe lane change being attempted, it applies braking on the opposite side of the attempted lane change to help avoid a collision. There are limitations to the function, range, detection and clarity of the system. It will not detect all vehicles or objects in the blind spot and may not operate if sensors are obscured. Do not rely exclusively on BCA. BCA is a supplemental system. It is the driver's responsibility to exercise caution when changing lanes. See Owner's Manual for details and limitations. ³ The Blind-Spot View Monitor (BVM) assists the driver in changing lanes by providing a live view of the blind spots on either side of the vehicle and sounding an audible alert if another vehicle is detected. The turn signal must be activated, and other system limitations apply. Do not rely exclusively on BVM. It is the driver's responsibility to be aware of the surroundings and ensure it is clear before changing lanes or directions. See Owner's Manual for details and limitations. ⁴ The Surround View Camera System (SVCS) is a parking support system. The Surround View Monitor cannot completely eliminate blind spots, may not detect every object and does not warn of moving objects. Always check your surroundings before moving your vehicle. See Owner's Manual for details and limitations. ⁵ To qualify for 2022 TOP SAFETY PICK, a vehicle must earn good ratings in the driver-side and passenger-side small overlap front, moderate overlap front, side, roof strength and head restraint tests. It also must earn an advanced or superior rating for vehicle-to-vehicle and vehicle-to-pedestrian front crash prevention and an acceptable or good headlight rating. For details visit www.iihs.org. ⁶ Government 5-Star Safety Ratings are part of the National Highway Traffic Safety Administration's (NHTSA) New Car Assessment Program (safercar.gov). ⁷ Forward Collision-Avoidance Assist (FCA) with Pedestrian and Cyclist Detection helps detect vehicles, pedestrians and cyclists, but not in all conditions. FCA is designed to assist drivers to avoid, or reduce the severity of, collisions with cars that have slowed or stopped in front of them. It is a supplemental assist and does not replace the need for extreme care and attention by the driver. FCA may not stop the vehicle completely and will not avoid all collisions. Junction Turning helps the driver avoid collisions involving turning left at an intersection by applying the opposing front brake only when an oncoming vehicle is detected in the opposing lane. There are limitations to the function, detection, range and clarity of the system. Junction Turning may not function correctly if one or more of the sensors is damaged, dirty or covered or if weather conditions (heavy rain, snow or fog) are interfering with sensor operation. It will not prevent loss of control. This driver assistance system is not a substitute for safe driving. See Owner's Manual for details and limitations. ⁸ Rear Cross-Traffic Collision-Avoidance Assist (RCCA) is designed to notify drivers of approaching cross-traffic behind the vehicle. When another vehicle is detected while your car is backing out of a parking spot, it provides audible and visual display warnings and applies braking if it senses a collision is imminent. RCCA is active when your car is in reverse gear and backing at a speed less than 6 mph. It only engages during the first activation of reverse gear from park and may not detect all vehicles. Never rely exclusively on RCCA. Always look over your shoulder and use your mirrors to confirm rear clearance. There are limitations to the function, detection, range and clarity of the system. See Owner's Manual for details and limitations. ⁹ When the vehicle is parked, Safe Exit Warning (SEW) can alert occupants planning to exit the vehicle when a vehicle is approaching from behind. SEW does not work in all situations and is not a substitute for driver or passenger attentiveness. Always be aware of your surroundings and attentive of approaching vehicles. See Owner's Manual for details and limitations. ¹⁰ When the vehicle is parked and the engine has been turned off, the Rear Occupant Alert can help to alert the driver if the rear door(s) have been opened at any point after the vehicle was unlocked at the beginning of the journey. Upon turning the engine off, Rear Occupant Alert will provide a visual alert on the instrument cluster. Rear Occupant Alert is not a substitute for driver attentiveness. Never leave a child unattended in a vehicle. See Owner's Manual for details and limitations. ¹¹ Lane Following Assist (LFA), when actively engaged with Smart Cruise Control or Highway Driving Assist, helps keep your vehicle centered in its lane when the lane markings are clearly visible on the road. Lane Following Assist will not work under all circumstances and will not prevent loss of control. Lane Following Assist is a supplemental assist, and does not replace the need for extreme care and attention by the driver. See Owner's Manual for details and limitations. ¹² Highway Driving Assist (HDA) is for highway use only and helps keep your car centered in its lane while maintaining a safe distance from the vehicle ahead. Lane markings must be clearly visible on the road. HDA should not be used in poor weather, heavy or varying traffic, or on winding or slippery roads. HDA will not work under all circumstances and will not prevent loss of control. Driver remains responsible to slow or stop the car to avoid a collision. See Owner's Manual for details and limitations.

collisions. Junction Turning helps the driver avoid collisions involving turning left at an intersection by applying the opposing front brake only when an oncoming vehicle is detected in the opposing lane. There are limitations to the function, detection, range and clarity of the system. Junction Turning may not function correctly if one or more of the sensors is damaged, dirty or covered or if weather conditions (heavy rain, snow or fog) are interfering with sensor operation. It will not prevent loss of control. This driver assistance system is not a substitute for safe driving. See Owner's Manual for details and limitations. ⁸ Rear Cross-Traffic Collision-Avoidance Assist (RCCA) is designed to notify drivers of approaching cross-traffic behind the vehicle. When another vehicle is detected while your car is backing out of a parking spot, it provides audible and visual display warnings and applies braking if it senses a collision is imminent. RCCA is active when your car is in reverse gear and backing at a speed less than 6 mph. It only engages during the first activation of reverse gear from park and may not detect all vehicles. Never rely exclusively on RCCA. Always look over your shoulder and use your mirrors to confirm rear clearance. There are limitations to the function, detection, range and clarity of the system. See Owner's Manual for details and limitations. ⁹ When the vehicle is parked, Safe Exit Warning (SEW) can alert occupants planning to exit the vehicle when a vehicle is approaching from behind. SEW does not work in all situations and is not a substitute for driver or passenger attentiveness. Always be aware of your surroundings and attentive of approaching vehicles. See Owner's Manual for details and limitations. ¹⁰ When the vehicle is parked and the engine has been turned off, the Rear Occupant Alert can help to alert the driver if the rear door(s) have been opened at any point after the vehicle was unlocked at the beginning of the journey. Upon turning the engine off, Rear Occupant Alert will provide a visual alert on the instrument cluster. Rear Occupant Alert is not a substitute for driver attentiveness. Never leave a child unattended in a vehicle. See Owner's Manual for details and limitations. ¹¹ Lane Following Assist (LFA), when actively engaged with Smart Cruise Control or Highway Driving Assist, helps keep your vehicle centered in its lane when the lane markings are clearly visible on the road. Lane Following Assist will not work under all circumstances and will not prevent loss of control. Lane Following Assist is a supplemental assist, and does not replace the need for extreme care and attention by the driver. See Owner's Manual for details and limitations. ¹² Highway Driving Assist (HDA) is for highway use only and helps keep your car centered in its lane while maintaining a safe distance from the vehicle ahead. Lane markings must be clearly visible on the road. HDA should not be used in poor weather, heavy or varying traffic, or on winding or slippery roads. HDA will not work under all circumstances and will not prevent loss of control. Driver remains responsible to slow or stop the car to avoid a collision. See Owner's Manual for details and limitations.



It makes all the smart moves.

How intelligent is Sonata? Smart enough to remember the personal preferences for multiple drivers. And smart enough to recall those preferences in an instant. An available Remote Driver Profile Management feature stores each driver's preferred settings for seat and side mirror positions, audio presets, navigation system settings and more.¹

Need help handling those hard-to-fit parking spaces? The press of a button on your Sonata Limited's key fob helps negotiate tricky parking spaces without you having to be inside of the car.² Hands full as you approach your Sonata? No problem. Simply stand behind the trunk and, within a few seconds, it recognizes the Proximity Key in your pocket or purse and pops the trunk lid open automatically.³

An available Hyundai Digital Key is another source of Sonata's intelligence. It allows you to unlock the front doors by touching your compatible Android™ smartphone to the door handle.⁴ Once inside, placing your phone on the center console's wireless charging pad enables Sonata's push button start.

An available 12.3" digital instrument cluster lets you choose what information you'd like displayed between Sonata's tach and speedometer gauges. A color Head-up Display is also available, which allows you to select the driving information you want projected onto the windshield in fighter-jet fashion. Perfect for when you need to make smart moves fast.



Hyundai Digital Key




Tech That Gets You Out Of Tight Spots

Sonata Limited's Remote Smart Parking Assist allows you to pull your car into or out of tight parking spaces - without you having to be in the car - via your key fob. Ensuring that, wherever you travel, you're on Easy Street.



Wireless device charging



Hands-free smart trunk

¹Not available on Sonata SE. Requires active Bluelink subscription with Remote package. ²Remote Smart Parking Assist can remotely park the vehicle. However, several factors can reduce the performance of this feature. The parking sensors may not function correctly if one or more of the parking sensors is damaged, dirty or covered, or if weather conditions (heavy rain, snow or fog) are interfering with sensor operation. Always inspect the parking area with your own eyes. See Owner's Manual for details and limitations. ³Not available on Sonata SE. The smart trunk will open when your Proximity Key is within 40 inches of the detection area for at least 3 seconds. Radio transmitters and other vehicle smart keys may interfere with the normal operation of this feature. See Owner's Manual for details and limitations. Always close the trunk before operating your vehicle. ⁴The Hyundai Near Field Communication Digital Key requires a compatible Android smartphone and appropriately equipped Hyundai Sonata. Not all Android devices are compatible. Sonata vehicle must be equipped with a Smart Key with push button start, wireless device charging and Audio Video Navigation System 5.0 (or newer) or Display Audio 2.0. Lock/unlock functionality works on the front doors only. See your Owner's Manual for details and limitations.

Stay plugged in. Without all the plugs.

Sonata's available Bluelink[®] connected car technologies keep you plugged into your digital life on the road with safety, convenience and remote features that allow you to interact with your car in powerful, practical ways.¹

If you're like most Sonata owners, the Bluelink features you'll enjoy most are its remote capabilities. With the MyHyundai app, you can start your car's engine and adjust climate controls from your office or kitchen using your smartphone or Amazon Echo[®]/Google Home[™] virtual assistant.² Starting your Sonata remotely – or with the Hyundai Digital Key – also tunes radio presets and activates available seat heating or cooling ahead of time via your Bluelink personal profile.³ Want to remotely see how much fuel you've got in the tank? The MyHyundai app lets you check by consulting your smartphone. Sonata Hybrid owners can check their vehicle's battery level remotely, too.³

Of course, Sonata comes standard with Apple CarPlay[®] and Android Auto,[™] and lets you connect two phones to the audio system simultaneously via Bluetooth[®] streaming. To keep everyone powered up, there's also an available wireless device charging pad⁴ and a rear-seat USB charge port.



Bluelink



Automatic Emergency Assistance

Bluelink Connected Care offers 24/7 SOS Emergency Assistance as well as Automatic Collision Notification that calls for help if you're in an accident where airbags deploy.⁵



On-Demand Diagnostics

Run vehicle diagnostics from your Sonata's touchscreen, report issues at the press of a button and receive maintenance reminders or Monthly Vehicle Health Reports by email.



Destination Send-to-Car

Use your smartphone to find restaurants or points of interest, then send the destination to Sonata's available navigation system for driving directions before you enter your car.⁶



Remote Vehicle Controls

Use your smartphone, virtual assistant or wearable device to remotely start your Sonata's engine, set the temperature inside the cabin, activate the heated front seats, and more.



Hyundai Car Finder

Our Car Finder smartphone app feature helps you navigate your way through crowded shopping centers, airport terminal garages or stadium parking lots back to your Sonata.



Remote Vehicle Status

Wondering how much fuel is in your tank? If your car's trunk is closed or the sunroof is open? Your MyHyundai app knows the answers to these questions. And many more.

Exterior Dimensions	SONATA & SONATA Hybrid	Interior Dimensions	SONATA & SONATA Hybrid	Interior Dimensions	SONATA & SONATA Hybrid
Wheelbase	111.8 in	Headroom – front / rear	40.0 / 38.4 in	Hip Room – front / rear	54.6 / 54.4 in
Overall Length	192.9 in	Headroom with sunroof – front / rear	40.0 / 37.4 in	Passenger Volume	104.4 cu ft
Overall Width	73.2 in	Legroom – front / rear	46.1 / 34.8 in	Cargo (Trunk) Volume	16.0 cu ft
Overall Height	56.9 in	Shoulder Room – front / rear	57.9 / 56.1 in	Total Interior Volume	120.4 cu ft

¹ Not available with Sonata SE. The 2023 Hyundai Sonata and Sonata Hybrid include 3 years of the Bluelink Connected Care, Remote and Guidance (factory-equipped navigation required) packages. All trials require an active Bluelink subscription agreement subject to the Connected Services Terms and Conditions. Three-year term starts from the new vehicle date-of-first-use, is available for new vehicle purchases and leases, and is transferable to subsequent owners subject to the Terms and Conditions. Only use Bluelink and corresponding devices when safe to do so. Cellular and GPS coverage is required. Features, specifications and fees are subject to change. For more on details and limitations, visit HyundaiUSA.com or your authorized Hyundai dealer. ² Requires active Bluelink subscription with Remote package. Amazon, Alexa and all related logos and motion marks are trademarks of Amazon.com, Inc. or its affiliates. Google Assistant and Google Home are trademarks of Google Inc. ³ Requires active Bluelink subscription with Remote package. ⁴ Qi wireless charging function is based on smartphone compatibility and/or specific accessory cases. Not available on Sonata SE or Hybrid Blue. Optional on Sonata SEL. ⁵ Bluelink agents will contact existing emergency service providers. ⁶ Requires active Bluelink subscription with Guidance package and vehicle equipped with a navigation system.

SONATA / SONATA Hybrid

Power & Handling	SE	SEL	SEL+	NLine	Ltd	Blue	SEL	Ltd
191 hp/181 lb-ft, Smartstream 2.5L GDI/MPI 4-cylinder engine	●	●	–	–	–	–	–	–
180 hp/195 lb-ft, Smartstream 1.6L Turbo GDI 4-cylinder engine	–	–	●	–	●	–	–	–
290 hp/311 lb-ft, Smartstream 2.5L Turbo GDI/MPI 4-cylinder engine	–	–	–	●	–	–	–	–
192 net hp, 2.0L GDI 4-cylinder hybrid engine with 39 kW permanent magnet high-power density motor	–	–	–	–	–	●	●	●
Smartstream 8-speed automatic transmission	●	●	●	–	●	–	–	–
N 8-speed Wet Dual Clutch Transmission (DCT)	–	–	–	●	–	–	–	–
6-speed automatic transmission	–	–	–	–	–	●	●	●
SHIFTRONIC [®] steering wheel paddle shifters	–	–	●	●	●	●	●	●
Electronic Parking Brake with Automatic Vehicle Hold	●	●	●	●	●	●	●	●
Sport-tuned suspension	–	–	–	–	–	–	–	–
Drive Mode Select	●	●	●	●	●	●	●	●
Exterior Features	SE	SEL	SEL+	NLine	Ltd	Blue	SEL	Ltd
Sport front and rear fascia	–	●	●	–	●	–	–	–
N Line front and rear fascia	–	–	–	●	–	–	–	–
Sport twin-tipped single exhaust	–	●	●	–	●	–	–	–
Quad-outlet dual exhaust system	–	–	–	●	–	–	–	–
Hidden LED Daytime Running Lights	–	●	●	●	●	●	●	●
LED headlights	●	●	●	●	–	●	●	–
Matrix-type LED headlights	–	–	–	–	●	–	–	●
LED taillights	●	●	●	●	●	●	●	●
Acoustic-laminated windshield and solar control glass	●	●	●	●	●	●	●	●
Gloss black side mirrors	–	–	●	●	–	–	–	–
Bodycolor/chrome touch sensor door handles	–	●	●	●	●	–	●	●
Heated side mirrors with LED turn signal indicators	●	●	●	●	●	●	●	●
Power tilt-and-slide panoramic sunroof	–	●	●	●	●	–	–	●
Hands-free smart trunk with auto open	–	●	●	●	●	●	●	●
Rain-sensing wipers	–	–	–	–	●	–	–	●
Rear spoiler	–	–	–	●	–	●	●	●
Interior Features	SE	SEL	SEL+	NLine	Ltd	Blue	SEL	Ltd
Proximity Key entry with push button start	–	●	●	●	●	●	●	●
4.2" color LCD multi-information display	–	●	–	–	–	●	●	–
12.3" digital instrument cluster display with selectable viewing modes	–	●	●	●	●	–	–	●
Leatherette-wrapped dashboard	–	–	–	–	●	–	–	●
Leather-wrapped steering wheel	–	●	●	–	●	–	●	●
N Line leather-wrapped sport steering wheel	–	–	–	●	–	–	–	–
Power windows with auto-down/up (driver front passenger)	● –	● ●	● ●	● ●	● ●	● –	● ●	● ●
Dual automatic temperature control	–	●	●	●	●	●	●	●

Interior Features	SE	SEL	SEL+	NLine	Ltd	Blue	SEL	Ltd
Floor console-mounted rear-seat vents	–	●	●	●	●	●	●	●
Integrated Memory System for driver seat and side mirrors	–	–	–	–	●	–	–	●
Leather-trimmed seats and heated steering wheel	–	–	–	–	–	–	–	●
Microfiber seat inserts and aluminum pedals	–	–	●	–	–	–	–	–
N Line sport front seats and aluminum pedals	–	–	–	●	–	–	–	–
8-way power driver seat with adjustable lumbar support	–	●	●	●	●	–	●	●
Heated front seats	–	●	●	●	●	–	●	●
Ventilated front seats	–	–	–	–	●	–	–	●
60/40 split-folding rear seats	●	●	●	●	●	●	●	●
LED interior lighting	–	●	●	●	●	–	–	●
Ambient LED interior lighting (adjustable – 64 colors)	–	–	–	●	●	–	–	●
Auto-dimming rearview mirror	–	●	●	●	●	–	–	●
Blind-Spot View Monitor and Surround View Monitor	–	–	–	–	●	–	–	●
Remote Smart Parking Assist	–	–	–	–	●	–	–	●
Smart Cruise Control with Stop & Go	●	●	●	●	●	●	●	●
Full color Head-up Display	–	–	–	–	●	–	–	●
Rear View Monitor with Parking Guidance	●	●	●	●	●	●	●	●
Advanced Safety	SE	SEL	SEL+	NLine	Ltd	Blue	SEL	Ltd
Forward Collision-Avoidance Assist with Pedestrian, Cyclist & Junction Turning Detection	●	●	●	●	●	●	●	●
Lane Keeping Assist and Lane Following Assist	●	●	●	●	●	●	●	●
Driver Attention Warning	●	●	●	●	●	●	●	●
Safe Exit Warning and Rear Occupant Alert	●	●	●	●	●	●	●	●
High Beam Assist	●	●	●	●	●	●	●	●
Blind-Spot Collision-Avoidance Assist	●	●	●	●	●	●	●	●
Rear Cross-Traffic Collision-Avoidance Assist	●	●	●	●	●	●	●	●
Highway Driving Assist	–	–	–	–	●	–	–	●
Parking Collision-Avoidance Assist – Rear	–	–	–	–	●	–	–	●
Front and rear parking sensors	–	–	–	–	●	–	–	●
Audio & Connected Car Technology	SE	SEL	SEL+	NLine	Ltd	Blue	SEL	Ltd
8" high-resolution touchscreen AM/FM/HD Radio [™] Display Audio system with 6 speakers	●	–	–	–	–	●	–	–
Bose [®] 12-speaker premium audio system	–	–	●	●	●	–	●	●
10.25" high-resolution touchscreen navigation system	–	●	●	●	●	–	●	●
Dynamic Voice Recognition	–	●	●	●	●	–	●	●
SiriusXM [®] Satellite Radio	–	●	●	●	●	●	●	●
Apple CarPlay [®] and Android Auto [™]	●	●	●	●	●	●	●	●
Bluelink [®] Connected Car System	–	●	●	●	●	●	●	●
Wireless device charging	–	●	●	●	●	–	●	●
Hyundai Digital Key	–	●	●	●	●	–	●	●
Front USB charge port and auxiliary audio input	●	●	●	●	●	●	●	●
Rear-seat USB charge port	–	●	●	●	●	–	●	●

● Standard ● Convenience Package – Not Available SEL+ = SEL Plus Trim Ltd = Limited Trim

SONATA SE

Smartstream 2.5L GDI/MPI 4-Cylinder Engine

hp lb-ft
191 181



Popular Features

- LED headlights, taillights and Daytime Running Lights
- Forward Collision-Avoidance Assist with Pedestrian/Cyclist Detection
- Lane Keeping Assist and Lane Following Assist
- 8" high-resolution touchscreen AM/FM/HD Radio™ Display Audio system
- Apple CarPlay® and Android Auto™
- Rear View Monitor with Parking Guidance
- Safe Exit Warning and Rear Occupant Alert

SONATA N Line

Smartstream 2.5L Turbo GDI/MPI 4-Cylinder Engine

hp lb-ft
290 311



Popular Features

- N 8-speed Wet Dual Clutch Transmission (DCT) with paddle shifters
- N Line sport front seats and leather-wrapped sport steering wheel
- Quad-outlet dual exhaust system
- Hyundai Digital Key and wireless device charging
- Bose® 12-speaker premium audio system
- Highway Driving Assist

SONATA
EPA MPG Estimates (City/Highway/Combined)¹

28/38/32 MPG | SE Smartstream 8-speed AT
27/37/31 MPG | SEL Smartstream 8-speed AT

27/37/31 MPG | SEL Plus / Limited Smartstream 8-speed AT with paddle shifters
23/33/27 MPG | N Line N 8-speed Wet DCT with paddle shifters

¹EPA estimates are for comparison only. Mileage may vary. Your actual mileage will vary with options, driving conditions, driving habits and the vehicle's condition.

SONATA SEL

Smartstream 2.5L GDI/MPI 4-Cylinder Engine

hp lb-ft
191 181



Popular Features

- Sport front and rear fascia
- Sport twin-tipped single exhaust
- Hidden LED Daytime Running Lights
- Proximity Key entry with push button start
- Dual automatic temperature control
- 8-way power driver seat with lumbar support
- Heated front seats
- Hands-free smart trunk with auto open
- Bluelink® Connected Car System
- Dynamic Voice Recognition
- 10.25" touchscreen navigation system

SEL Convenience Package

- Power tilt-and-slide panoramic sunroof
- Hyundai Digital Key
- Wireless device charging
- 12.3" digital instrument cluster display
- Auto-dimming rearview mirror
- Leather-wrapped steering wheel
- Floor console-mounted rear vents
- Rear-seat USB charge port
- LED interior lighting

SONATA SEL Plus

Smartstream 1.6L Turbo GDI 4-Cylinder Engine

hp lb-ft
180 195



Popular Features

- 12.3" digital instrument cluster display
- Hyundai Digital Key
- Wireless device charging
- 10.25" touchscreen navigation system
- Auto-dimming rearview mirror
- Bose® 12-speaker premium audio system

SONATA Limited

Smartstream 1.6L Turbo GDI 4-Cylinder Engine

hp lb-ft
180 195



Popular Features

- Matrix-type LED headlights
- Ventilated front seats and heated steering wheel
- Remote Smart Parking Assist
- Full color Head-up Display
- Blind-Spot View Monitor and Surround View Monitor
- Highway Driving Assist

SONATA Hybrid
EPA MPG Estimates (City/Highway/Combined)¹

50/54/52 MPG | Blue 6-speed AT with paddle shifters
45/51/47 MPG | SEL / Limited 6-speed AT with paddle shifters

SONATA Hybrid Blue

2.0L GDI 4-Cylinder Hybrid Engine

net hp kw
192 39



Popular Features

- Proximity Key entry with push button start
- LED headlights, taillights and Daytime Running Lights
- Forward Collision-Avoidance Assist with Pedestrian/Cyclist Detection
- Lane Keeping Assist and Lane Following Assist
- Apple CarPlay® and Android Auto™
- Bluelink® Connected Car System

SONATA Hybrid SEL

2.0L GDI 4-Cylinder Hybrid Engine

net hp kw
192 39



Popular Features

- Hyundai Digital Key
- Bose® 12-speaker premium audio system
- Bodycolor/chrome touch sensor door handles
- Heated front seats and 8-way power driver seat
- Wireless device charging
- 10.25" touchscreen navigation system / Dynamic Voice Recognition

SONATA Hybrid Limited

2.0L GDI 4-Cylinder Hybrid Engine

net hp kw
192 39



Popular Features

- Ventilated front seats
- Leather-trimmed seats and heated steering wheel
- Full color Head-up Display
- Blind-Spot View Monitor and Surround View Monitor
- Highway Driving Assist / Parking Collision-Avoidance Assist – Rear
- Power tilt-and-slide panoramic sunroof

Interior Colors



Black Cloth
SE / Blue / SEL




Gray Cloth
SE / Blue / SEL



Black Microfiber Inserts
SEL Plus




Black Leather
Limited



Gray Leather
Limited



Dark Gray/Camel Leather
Limited



Black with Dinamica®
Microfiber Inserts
N Line


Exterior Colors




Serenity White /
Hyper White



Abyss Black /
Onyx Black



Portofino Gray



Hampton Gray



Curated Silver



Ultimate Red



Carbon Blue

Wheels



16" Alloy
Wheel
SE



17" Alloy
Wheel
SEL



19" Alloy
Wheel
SEL Plus



19" Alloy
Wheel
N Line



18" Alloy
Wheel
Limited



16" Alloy
Wheel
Blue



17" Alloy
Wheel
SEL /
Limited



Hyundai Hope On Wheels®

Helping Kids Fight Cancer Since 1998



Hope comes standard on every Hyundai.

Each time we sell a Hyundai, a portion goes to Hyundai Hope On Wheels® to help find a cure for childhood cancer. Over the last 24 years, Hyundai Hope On Wheels has donated more than \$200 million. Hope is our greatest feature. And it comes standard on every Hyundai. For more information, please visit HyundaiHopeOnWheels.org.



America's Best Warranty

POWERTRAIN LIMITED WARRANTY

10 YEARS
100,000 MILES

NEW VEHICLE LIMITED WARRANTY

5 YEARS
60,000 MILES

ANTI-PERFORATION WARRANTY

7 YEARS
UNLIMITED MILES

24/7 ROADSIDE ASSISTANCE

5 YEARS
UNLIMITED MILES

HYBRID/ELECTRIC SYSTEM COMPONENTS

10 YEARS
100,000 MILES



Hyundai Complimentary Maintenance

Complimentary maintenance includes Hyundai-approved oil and oil filter change (except for electric vehicles and fuel cell electric vehicles) plus tire rotation at normal factory-scheduled maintenance intervals for 3 years or 36,000 miles, whichever comes first. More frequent maintenance due to severe driving or conditions is excluded. Offer valid only for new 2020-2023 Hyundai models purchased or leased on or after February 1, 2020. See your Hyundai dealer for further details and limitations.



Owner Assurance

Our commitment to Hyundai owners does not end with the transfer of keys. Wherever the road takes you, we've got your back with Owner Assurance, an umbrella of services and benefits that includes America's Best Warranty, 24/7 Roadside Assistance, innovative safety and car care features...and more.

See dealer for LIMITED WARRANTY details. Fuel economy estimated by EPA for comparison only. Mileage may vary. While the information contained in this brochure was correct at the time of printing, specifications and equipment can change. Feature comparisons based on competitor information available at the time of printing. No warranty or guarantee is being extended in this brochure, and Hyundai reserves the right to change product specifications and equipment at any time without incurring obligations. Some vehicles are shown with optional equipment. Specifications apply to U.S. vehicles only. Please contact your Hyundai dealer for current vehicle specifications. As part of Hyundai's commitment to a responsible environment, this brochure was printed using paper certified by the Forest Stewardship Council®. FSC® certification helps ensure that the highest social and environmental standards are met in the making of the paper we use, contributing to conservation, responsible management and community-level benefits for people near the forests.



©2022 HYUNDAI NP020F2023