


2024

# SONATA





## Change for the sake of you.

At Hyundai, we understand who our vehicles have to please: You. So when it came time to create the next iteration of our Sonata midsize sedan, we knew that only by taking the boldest steps could we meet your highest expectations. For roominess and comfort. For performance and efficiency. For connectivity and safety.

We also knew that for 2024, the Sonata family of midsize sedans must offer the kind of ownership satisfaction that goes beyond the driving experience. So now, our award-winning BlueLink+ connected car features are complimentary with your purchase of a new 2024 Sonata.<sup>1</sup> As with every new Hyundai, Sonata also comes with the peace-of-mind provided by America's Best Warranty.

If the futuristic look of the new 2024 Sonata surprises you, it's a sign of how fast Hyundai is accelerating the pace of change. To bring you our most innovative ideas,

Sonata was redesigned inside and out. With a Seamless Horizontal Lamp spanning the width of its front, Sonata now wears the new signature detail of Hyundai Design. Inside, the changes center around the availability of two large 12.3" screens joined in a single curved panorama display. Throughout the new cabin, the materials are refined and feel soft to the touch. Hyundai engineers also made quietness a priority, so every journey you take feels rejuvenating.

While the new 2024 Sonata is focused on the future, it can be instructive to look back: For the past 14 years in a row, global brand research consultancy Brand Keys has ranked Hyundai #1 in customer loyalty.<sup>2</sup> More people who buy a Hyundai buy another, more than any other vehicle at any price.



<sup>1</sup> BlueLink+ is available to purchasers and lessees of new 2024 BlueLink-equipped Hyundai models. BlueLink+ requires an active BlueLink account subject to the Connected Services Terms and Conditions. Only use BlueLink features and corresponding devices when safe to do so. Cellular and GPS coverage is required. Fees apply for map and multimedia Over-the-Air (OTA) updates after an initial three-year period of complementary updates. Three-year term starts from the new vehicle date of first use. Features, specifications, and fees are subject to change. BlueLink services rely on digital wireless telecommunications technology outside of Hyundai's control. BlueLink is dependent on 4G LTE cellular networks controlled and maintained by third-party wireless carriers. If and when these networks change and/or discontinue service, or the underlying technology required to support BlueLink becomes obsolete, then the connected services will not work and Hyundai will be forced to cancel impacted subscription services. <sup>2</sup> Based on Brand Keys 2010, 2011, 2012, 2013, 2014, 2015, 2016, 2017, 2018, 2019, 2020, 2021, 2022 and 2023 Customer Loyalty Engagement Index\*.



\*Sonata Hybrid SEL driving range estimate based on fuel tank capacity and EPA-estimated 47 combined MPG rating. All MPG figures are EPA estimates for comparison purposes only. Actual mileage will vary with options, driving conditions and habits, vehicle and battery condition, and other factors.

SONATA Hybrid Limited in Transmission Blue

## Reactivate your senses. With the power of Sonata.

Beneath its new aerodynamic exterior, Sonata is built to satisfy your desire for responsive performance. Within the 2024 Sonata lineup, you'll find a range of precision power sources.

On Sonata SEL, a silky-smooth 2.5L Smartstream GDI/MPI 4-cylinder engine delivers 191 hp in concert with its 8-speed automatic transmission. Prefer the kind of acceleration that presses you back into your seat? Sonata N Line puts 311 lb-ft of torque underfoot with a 290-hp 2.5L Smartstream Turbo engine under the hood.

On Sonata Hybrid models, a 2.0L Smartstream GDI hybrid 4-cylinder with 192 net hp and a 6-speed automatic transmission combine for big fuel economy numbers. How big? Sonata Hybrid SEL is rated at up to an EPA-estimated 44 MPG in the city and 51 MPG on the highway, with up to 620 miles of driving range.<sup>1</sup>

Sonata Hybrid models are also available with e-Motion Drive, which enables dynamic cornering and a smooth ride in various driving conditions. For the first time, Sonata Hybrids also come with paddle shifters that let you easily adjust regenerative braking levels to further enhance fuel efficiency.

A multi-link rear suspension creates nimble handling, so you can carve twisting roads and corners with precision. Want even more road-holding traction? Sonata SEL is available with All Wheel Drive. And with Drive Mode Select, you can choose how you want to dial in the performance edge of your Sonata.



N Line quad-outlet dual exhaust system and LED combination taillights



Drive Mode Select



Steering wheel paddle shifter



Steering column-mounted Shift-by-Wire gear shifter



SONATA N Line in Serenity White

<sup>1</sup>Claim based on comparison of specifications on manufacturer websites. The hands-free smart liftgate opens when your Proximity Key is within 3 feet of the detection area for at least 3 seconds. Radio transmitters and other smart keys may interfere with normal operation. Please consult your Owner's Manual for details and limitations. <sup>2</sup>The Surround View Monitor is a parking support system. It cannot completely eliminate blind spots, may not detect every object and does not warn of moving objects. Always check your surroundings before moving your vehicle. See Owner's Manual for details and limitations. <sup>3</sup>Parking Collision-Avoidance Assist - Reverse (PCA-R) can alert the driver of a potential hazard while reversing by providing an audible warning and/or applying braking. PCA-R is active when the vehicle is in reverse and operating at low speeds. Never rely exclusively on PCA-R. PCA-R cannot prevent all collisions and may not provide alerts or braking in all conditions. Always look over your shoulder and use your mirrors to confirm rear clearance. There are limitations to the function, detection, range and clarity of the system. See Owner's Manual for details and limitations. <sup>4</sup>Remote Smart Parking Assist (RSPA) can help remotely park the vehicle. However, several factors can impact RSPA performance. RSPA may not function correctly if one or more of the parking sensors is damaged, dirty or covered, or if weather conditions (heavy rain, snow or fog) interfere with sensor operation. Always inspect the parking area with your own eyes. See Owner's Manual for details and limitations.



N Line exclusive 19" wheels



N Line sport seats and panoramic sunroof



Hands-free power smart trunk

## Every Sonata is special. These two are extra special.

For some people, buying a new car is simple: They'll only settle for the 'top-of-the-line' model. In the case of Sonata, it's a choice between two models. For top-of-the-line luxury, there's Sonata Hybrid Limited. It's got all of the advanced powertrain efficiency of the Sonata Hybrid SEL, plus a long list of premium features – including leather seating surfaces that cradle you and your passengers in sumptuous comfort. Its first-in-class power smart trunk creates hands-free convenience when loading cargo.<sup>1</sup>

Other luxury features include a Color Head-up Display and a Surround View Monitor,<sup>2</sup> plus the added safety of Parking Collision-Avoidance Assist – Reverse<sup>3</sup> and Parking Distance Warning on all sides. The Hybrid Limited's key fob even becomes a magic wand, enabling Remote Smart Parking Assist<sup>4</sup> and remote starting of the engine and air conditioning.

For top-of-line performance, there's the 2024 Sonata N Line. Our most powerful Sonata ever, it features a 2.5L Smartstream Turbo 4-cylinder engine rated at 290 hp and matched to an 8-speed N Wet Dual Clutch Transmission with rev matching. Performance technologies exclusive to Sonata N Line include Active Sound Design, Launch Control and N Power Shift.

Based on a new Sonata exterior that's bold to begin with, the N Line adds even more head-turning style. Exclusive 19" wheels, a rear spoiler and quad-outlet dual exhaust express its performance personality. Inside, design details include red-accented stitching, cross-metal patterned trim, microfiber suede seat inserts and higher grip side bolsters to keep you planted firmly in your seat during spirited cornering.




SONATA Hybrid Limited in Transmission Blue

# Doorbells now have cameras. It's time your car did, too.

Protection starts with surveillance. Which is why our engineers have equipped Sonata with a suite of advanced safety and driver-assistance features known as Hyundai SmartSense. Using an integrated system of available cameras, radar sensors and ultrasonic sensors, SmartSense safety technologies monitor your surroundings from nearly every angle to help protect you and your passengers in the event a potential collision is detected.<sup>1</sup>

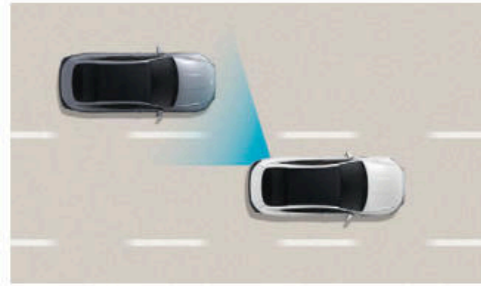
Onboard Sonata Hybrid Limited, standard Blind-Spot Collision Warning<sup>2</sup> is enhanced by a Blind-Spot View Monitor,<sup>3</sup> which displays video within the instrument cluster of what's happening alongside your car once you activate your turn signal. Sonata Hybrid Limited is also equipped with a Surround View Monitor<sup>4</sup> and front/rear parking sensors that help you confidently navigate crowded parking areas. It's a high level of safety that helped the 2023 Sonata and Sonata Hybrid earn two of the industry's highest honors: A 2023 IIHS Top Safety Pick<sup>5</sup> and a 2023 5-Star Overall Safety Rating.<sup>6</sup>

## Hyundai SmartSense Technologies



### 1. Forward Collision-Avoidance Assist

When the front-facing camera and radar detect a vehicle, pedestrian or cyclist in your path, or oncoming cars when turning left in an intersection, your Sonata warns you of a potential collision. If necessary, the system will automatically apply emergency braking to help avoid a collision.<sup>7</sup>




### 2. Blind-Spot Collision Warning

If your Sonata detects a vehicle in your blind spot while the turn signal is on, it issues an alert before you change lanes to help avoid a collision. It also monitors for vehicles approaching from behind to help prevent collisions when you are exiting a parallel parking spot.<sup>2</sup>



### 3. Rear Cross-Traffic Collision-Avoidance Assist

Backing your Sonata Hybrid Limited out of a parking space and wondering whether there is cross traffic coming your way? This feature helps warn you of another vehicle approaching from the side. If necessary, your Sonata can automatically apply braking to help prevent a collision.<sup>8</sup>



### 4. Lane Following Assist


Using the car's front-facing camera to detect lane markers on the road, this feature assists the Sonata driver's steering to help keep your vehicle centered in its lane. This technology can also help determine a virtual path based on movements of the preceding vehicle.<sup>9</sup>



Blind-Spot View Monitor

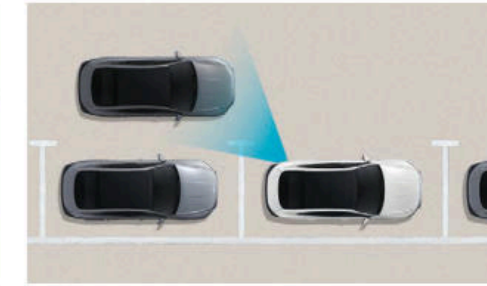


Surround View Monitor



### 5. Highway Driving Assist

Acting as your copilot on freeways, this feature is available to help keep you centered in your lane while maintaining a set speed and distance from the vehicle in front. It uses Sonata's navigation map data to automatically adjust for changing speed limits, and reduces your speed when it detects you're approaching a curve in the road.<sup>10</sup>



### 6. Safe Exit Warning | Rear Occupant Alert

After you park, Safe Exit Warning issues an alert when a vehicle is detected to be approaching from behind, letting the driver know it may not be safe for passengers to open the street-side door.<sup>11</sup> A Rear Occupant Alert feature can help remind the driver to check the rear seats for kids or pets after turning off the engine.<sup>12</sup>



**2023 Hyundai SONATA and SONATA HYBRID**  
built after December 2022



**2023 Hyundai SONATA and SONATA HYBRID**

<sup>1</sup> Safety features vary by model and trim level. For details, refer to the Features chart in the back of this brochure or visit HyundaiUSA.com. <sup>2</sup> Blind-Spot Collision Warning (BCW) assists the driver by warning of other cars in the blind spot region. There are limitations to the function, range, detection and clarity of the system. It will not detect all vehicles or objects in the blind spot. BCW may not operate if sensors are obscured in any way. Do not rely exclusively on BCW, as it is a supplemental system. The driver must be attentive and exercise caution when driving. It is important to always signal, look over your shoulder and through your mirrors before changing lanes. See Owner's Manual for details and limitations. <sup>3</sup> The Blind-Spot View Monitor (BVM) assists the driver in changing lanes by providing a live view of the blind spots on either side of the vehicle and sounding an audible alert if another vehicle is detected. The turn signal must be activated, and other system limitations apply. Do not rely exclusively on BVM. It is the driver's responsibility to be aware of the surroundings and ensure it is clear before changing lanes or directions. See Owner's Manual for details and limitations. <sup>4</sup> The Surround View Camera System (SVCS) is a parking support system. The Surround View Monitor cannot completely eliminate blind spots, may not detect every object and does not warn of moving objects. Always check your surroundings before moving your vehicle. See Owner's Manual for details and limitations. <sup>5</sup> To qualify for 2023 TOP SAFETY PICK, a vehicle must earn good ratings in the driver-side small overlap front, passenger-side small overlap front and original moderate overlap front tests and no less than acceptable in the updated side test. It also must earn an advanced or superior rating for daytime vehicle-to-pedestrian front crash prevention and come with standard acceptable- or good-rated headlights. <sup>6</sup> Government 5-Star Safety Ratings are part of the National Highway Traffic Safety Administration's (NHTSA) New Car Assessment Program (safercar.gov). <sup>7</sup> Forward Collision-Avoidance Assist (FCA) with Pedestrian and Cyclist Detection helps detect vehicles, pedestrians and cyclists, but not in all conditions. FCA is designed to assist drivers to avoid, or reduce the severity of, collisions with cars that have slowed or stopped in front of them. It is a supplemental assist and does not replace the need for extreme care and attention by the driver. FCA may not stop the vehicle completely and will not avoid all collisions. Junction Turning helps the driver avoid collisions involving turning left at an intersection by applying the opposing front brake only when an oncoming vehicle is detected in the opposing lane. There are limitations to the function, detection, range and clarity of the system. Junction Turning may not function correctly if one or more of

the sensors is damaged, dirty or covered or if weather conditions (heavy rain, snow or fog) are interfering with sensor operation. It will not prevent loss of control. This driver assistance system is not a substitute for safe driving. See Owner's Manual for details and limitations. <sup>8</sup> Rear Cross-Traffic Collision-Avoidance Assist (RCCA) can alert the driver of a potential collision by providing an audible warning and/or applying braking. RCCA is active when the vehicle is in reverse and operating at low speeds. Never rely exclusively on RCCA. RCCA cannot prevent all collisions and may not provide alerts or braking in all conditions. Always look over your shoulder and use your mirrors to confirm rear clearance. There are limitations to the function, detection, range and clarity of the system. See Owner's Manual for details and limitations. <sup>9</sup> Lane Following Assist (LFA), when actively engaged with Smart Cruise Control or Highway Driving Assist, helps keep your vehicle centered in its lane when the lane markings are clearly visible on the road. Lane Following Assist will not work under all circumstances and will not prevent loss of control. Lane Following Assist is a supplemental assist, and does not replace the need for extreme care and attention by the driver. See Owner's Manual for details and limitations. <sup>10</sup> Highway Driving Assist (HDA) is for highway use only and helps keep your car centered in its lane while maintaining a safe distance from the vehicle ahead. Lane markings must be clearly visible on the road. HDA should not be used in poor weather, heavy or varying traffic, or on winding or slippery roads. HDA will not work under all circumstances and will not prevent loss of control. Driver remains responsible to slow or stop the car to avoid a collision. See Owner's Manual for details and limitations. <sup>11</sup> When the vehicle is parked, Safe Exit Warning (SEW) can alert occupants planning to exit the vehicle when a vehicle is approaching from behind. SEW does not work in all situations and is not a substitute for driver or passenger attentiveness. Always be aware of your surroundings and attentive of approaching vehicles. See Owner's Manual for details and limitations. <sup>12</sup> When the vehicle is parked and the engine has been turned off, the Rear Occupant Alert can help to alert the driver if the rear door(s) have been opened at any point after the vehicle was unlocked at the beginning of the journey. Upon turning the engine off, Rear Occupant Alert will provide a visual alert on the instrument cluster. Rear Occupant Alert is not a substitute for driver attentiveness. Never leave a child unattended in a vehicle. See Owner's Manual for details and limitations.



SONATA N Line in Black Microfiber with Red Accents

## Updated to live up to your standards.

Open the door of a 2024 Sonata, take your place in the driver's seat – and spend some time just admiring the view. You may have had new cars before, but never one that looked and felt this advanced.

Inside, Hyundai designers have reimagined how drivers are engaged and informed. The exchange of intelligence starts with a new steering wheel that places intuitive controls at your fingertips. Stretched out before you is a panoramic curved display available with a 12.3" driver information cluster and 12.3" audio-video navigation system. Set the automatic climate controls to your preference with a few simple touch-type gestures. Put your smartphone down on the available wireless pad, and it recharges while you drive – so it's ready when you arrive at your destination.<sup>1</sup>

Your passengers will arrive recharged too, having relaxed in spacious comfort thanks to Sonata's impressive headroom and legroom. The center console also has significantly more space for storage and cupholders after its push-button electronic gear selector was relocated to the steering column.

Ready to hear your favorite music sound bigger and richer than ever before? The 12-speaker Bose® premium sound system is available with new CenterPoint 360 technology to deliver a powerful listening experience in every seat. Wireless Apple CarPlay® and Android Auto™ are standard on all 2024 Sonata models,<sup>2</sup> and a multi-Bluetooth® connection lets you stream playlists from two phones.



<sup>1</sup>Optional on Sonata SEL. Qi wireless charging function is based on smartphone compatibility and/or specific accessory cases. <sup>2</sup>Apple is a registered trademark of Apple Inc. Android Auto™ is compatible with Android™ phones running Android 5.0 or higher. Android Auto may not be available on all devices. Additional apps may be required. Android and Android Auto are trademarks of Google LLC.



N Line sport seats with microfiber inserts and enhanced side bolsters



Apple CarPlay®



Panoramic curved display



Wireless phone charger and dual USB ports



Dual automatic climate control

# Introducing Bluelink+: No fees. No trial. No worries.

With Bluelink+, Hyundai has become the first automotive brand to offer its suite of connected car features to new car purchasers at no extra cost. Bluelink is complimentary with the purchase of your new 2024 Sonata.

Bluelink technologies are designed to help keep you safe – ranging from automatic collision notifications to enhanced roadside assistance that sends your location to a roadside assistance associate.<sup>2</sup> And much more. Bluelink also includes helpful maintenance features like remote diagnostics and monthly vehicle health reports. All complimentary with a 2024 Sonata new vehicle purchase for the life of the supporting wireless network technology.<sup>3</sup>

Our MyHyundai with Bluelink app turns your compatible smartphone, smartwatch or home assistant device into a Bluelink remote control that can unlock your Sonata's doors and start the vehicle and climate controls before you walk out the door.<sup>4</sup>

Enter your Sonata using the Digital Key 2 available for your compatible smartphone or wearable device, and your radio and navigation system presets are restored using your Bluelink personal profile.<sup>5</sup> Apple Wallet,<sup>6</sup> Google Wallet<sup>6</sup> and Samsung Pass<sup>6</sup> let you share your digital key with trusted friends and family members<sup>6</sup> – as the primary driver, you can control when a shared key can be used, and pause or end shared-key access at any time.



## Automatic Emergency Assistance

Bluelink offers you 24/7 SOS Emergency Assistance as well as Automatic Collision Notification that can call for help if you're in an accident where your vehicle's airbags deploy.



## Over-the-Air Software Updates

Sonata takes convenience to the next level with Over-the-Air software updates that keep navigation and infotainment systems up-to-date without requiring a dealership trip.<sup>7</sup>



## Driver Profile Management

Save your navigation searches, radio presets and driver seat/side mirror settings<sup>8</sup> to your secure Bluelink account, and you can remotely update and push them to your Sonata.



## Remote Vehicle Management

Use your smartphone, smart speaker or wearable device to remotely start your Sonata's engine, set the car's cabin temperature, activate the heated front seats and more.



## Remote Vehicle Status

Wondering how much fuel is in your tank? If your car's trunk is closed or the sunroof is open? Your MyHyundai app knows the answers to these questions. And many more.




## Destination Send-to-Car

Use the MyHyundai app to find addresses, restaurants or other points of interest and send the destination to your Sonata's available navigation system before you start to drive.



SONATA N Line in Serenity White

## Interior Colors



Dark Gray Cloth  
SEL / Hybrid SEL

Black Cloth  
SEL / Hybrid SEL


Black Microfiber  
with Red Accents  
N Line

Camel Leather  
Limited

Dark Gray Leather  
Limited

Black Leather  
Limited

## Exterior Colors



Serenity White

Transmission Blue

Portofino Gray

Carbon Blue

Ultimate Red

Onyx Black

Aero Silver

Aero Silver Matte  
N Line only

## Wheels

17" Alloy Wheel  
SEL



18" Alloy Wheel  
SEL Convenience



19" Alloy Wheel  
N Line



17" Alloy Wheel  
Hybrid SEL /  
Hybrid Limited



<sup>1</sup> Bluelink+ is available to purchasers and lessees of new 2024 and newer Bluelink-equipped Hyundai models. Bluelink+ requires an active Bluelink subscription agreement subject to the Connected Services Terms and Conditions. Only use Bluelink features and corresponding devices when safe to do so. Cellular and GPS coverage is required. Features, specifications and fees are subject to change. <sup>2</sup> Bluelink agents will contact existing emergency service responders. <sup>3</sup> Bluelink services rely on digital wireless telecommunications technology outside of Hyundai's control. Bluelink is dependent on 4G LTE cellular networks controlled and maintained by third-party wireless carriers. If and when these networks change and/or discontinue service, or the underlying technology required to support Bluelink becomes obsolete, then the connected services will not work, and Hyundai will be forced to cancel impacted subscription services. <sup>4</sup> Requires active Bluelink Advanced subscription (complimentary for the original owner). Remote climate control available on properly equipped models with fully automatic temperature control. Remote stop only available when in remote start mode. <sup>5</sup> Near Field Communication (NFC) digital key requires a compatible iPhone,<sup>6</sup> Apple Watch,<sup>6</sup> Google Pixel or Samsung Galaxy<sup>6</sup> phone. Not all Android, Apple or Samsung devices are compatible. Digital key sharing requires an active Bluelink Advanced subscription (complimentary for the original owner). See your Owner's Manual for details and limitations. <sup>6</sup> Apple<sup>®</sup> is a registered trademark of Apple Inc. Samsung<sup>®</sup> is a registered trademark of Samsung Electronics Inc. Google<sup>®</sup> is a trademark of Google LLC. <sup>7</sup> Fees apply for map and multimedia Over-the-Air (OTA) updates after an initial three-year period of complimentary updates. Three-year term starts from the new vehicle date of first use. Features, specifications and fees are subject to change. <sup>8</sup> Requires vehicle equipped with Integrated Memory System.

## SONATA SEL

Smartstream 2.5L GDI/  
MPI 4-Cylinder Engine

191 HP

181 LB-FT



Popular Features
Proximity Key with push button start
Dual LED projector-type headlights
LED Daytime Running Lights and LED taillights
Dual automatic temperature control
Acoustic-laminated windshield and front side glass
Blind-Spot Collision Warning
Rear Cross-Traffic Collision-Avoidance Assist
12.3" Display Audio with AM/FM/HD Radio™
Over-the-Air Updates
Front and rear dual USB ports
Hands-free smart trunk with auto open
Optional HTRAC All Wheel Drive

### SEL Convenience Package

Power tilt-and-slide panoramic sunroof
12.3" Digital instrument cluster
Digital Key 2
Wireless phone charger
Auto-dimming rearview mirror
Leather-wrapped steering wheel
LED interior lighting
12.3" Navigation system
18" alloy wheels

SONATA  
EPA MPG Estimates (City/Highway/Combined)

**25/36/29 MPG** | SEL FWD    **25/34/28 MPG** | SEL AWD    **23/32/27 MPG** | N Line    **44/51/47 MPG** | Hybrid SEL / Limited

8-Speed Automatic Transmission    8-Speed Automatic Transmission    N 8-Speed Wet Dual Clutch Transmission    6-Speed Automatic Transmission

EPA estimates are for comparison only. Mileage may vary. Your actual mileage will vary based on options, driving conditions, driving habits and the vehicle's condition.

## SONATA Hybrid SEL

Smartstream 2.0L GDI  
4-Cylinder Engine

192 NET HP

139 LB-FT



Popular Features
Leather-wrapped steering wheel
Leatherette interior door panel inserts
Power windows with front auto-down/up
8-way power driver seat with adjustable lumbar support
4-way power front passenger seat
Rear air conditioning vents
Wireless phone charger

## SONATA N Line

Smartstream 2.5L Turbo GDI/  
MPI 4-Cylinder Engine

290 HP

311 LB-FT



Popular Features
N 8-speed Wet Dual Clutch Transmission (DCT) with paddle shifters
N Line sport front seats and leather-wrapped sport steering wheel
Quad-outlet dual exhaust system
12.3" Digital instrument cluster
Bose® premium audio with 12 speakers
Highway Driving Assist
Power tilt-and-slide panoramic sunroof

## SONATA Hybrid Limited

Smartstream 2.0L GDI  
4-Cylinder Engine

192 NET HP

139 LB-FT



Popular Features
Ventilated front seats
Leather-trimmed seating surfaces and heated steering wheel
Full color Head-up Display
Blind-Spot View Monitor and Surround View Monitor
Highway Driving Assist / Parking Collision-Avoidance Assist – Reverse
Remote Smart Parking Assist
Power tilt-and-slide panoramic sunroof

Exterior Dimensions	SONATA
Wheelbase	111.8 in
Overall Length	193.3 in
Overall Width	73.2 in
Overall Height	56.9 in

Interior Dimensions	SONATA
Headroom – front / rear	40.0 / 37.8 in
Headroom with sunroof – front / rear	38.4 / 37.4 in
Legroom – front / rear	46.1 / 34.8 in
Shoulder Room – front / rear	57.9 / 56.1 in
Hip Room – front / rear	54.6 / 54.4 in
Passenger Volume	104.4 cu ft
Cargo (Trunk) Volume	15.6 cu ft
Total Interior Volume	120.0 cu ft

## SONATA | SONATA Hybrid

Power & Handling	SEL	N Line	SEL	Limited
191 hp/181 lb-ft, Smartstream 2.5L GDI/MPI 4-cylinder engine	●	–	–	–
290 hp/311 lb-ft, Smartstream 2.5L Turbo GDI/MPI 4-cylinder engine	–	●	–	–
192 net hp, 2.0L GDI 4-cylinder hybrid engine with 39 kW permanent magnet high-power density motor	–	–	●	●
Smartstream 8-speed automatic transmission	●	–	–	–
N 8-speed Wet Dual Clutch Transmission (DCT)	–	●	–	–
6-speed automatic transmission	–	–	●	●
Column-mounted Shift-by-Wire gear selector	●	●	●	●
Drive Mode Select	●	●	●	●
Electronic Parking Brake with Automatic Vehicle Hold	●	●	●	●
HTRAC All Wheel Drive	○	–	–	–

Exterior Features	SEL	N Line	SEL	Limited
N Line front and rear fascia	–	●	–	–
Quad-outlet dual exhaust system	–	●	–	–
Automatic headlights with High Beam Assist	●	●	●	●
Dual LED projector-type headlights	●	●	●	●
LED Daytime Running Lights and LED taillights	●	●	●	●
Acoustic-laminated windshield and front side glass	●	●	●	●
Heated side mirrors	●	●	●	●
Fender-mounted LED turn signal indicators	–	●	–	●
Gloss black side mirrors and window surround	–	●	–	–
Power tilt-and-slide panoramic sunroof	●	●	–	●
Hands-free smart trunk with auto open	●	●	●	●
Rain-sensing wipers	–	–	–	●
Rear lip spoiler	–	●	–	–

Interior & Convenience Features	SEL	N Line	SEL	Limited
Proximity Key with push button start	●	●	●	●
4.2" color LCD multi-information cluster display	●	–	●	–
12.3" Digital instrument cluster	●	●	–	●
Leatherette-wrapped dashboard	–	–	–	●
Leather-wrapped steering wheel	●	–	●	●
N Line leather-wrapped sport steering wheel	–	●	–	–
Dual automatic temperature control	●	●	●	●
Heated front seats	●	●	●	●
Ventilated front seats	–	–	–	●
Rear air conditioning vents	–	–	●	●
LED interior lighting	●	●	–	●

Interior & Convenience Features	SEL	N Line	SEL	Limited
Ambient LED interior lighting (adjustable – 64 colors)	–	●	–	●
8-way power driver seat with adjustable lumbar support	●	●	●	●
Integrated Memory System for driver's seat and side mirrors	–	–	–	●
Cloth seating surfaces	●	–	●	–
Leather-trimmed seating surfaces and heated steering wheel	–	–	–	●
N Line sport front seats and aluminum pedals	–	●	–	–
Smart Cruise Control with Stop & Go	●	●	●	●
Remote Smart Parking Assist	–	–	–	●
Auto-dimming rearview mirror	●	●	–	●
Full color Head-up Display	–	–	–	●
Power trunk	–	–	–	●

Advanced Safety	SEL	N Line	SEL	Limited
Forward Collision-Avoidance Assist with Pedestrian/Cyclist Detection and Junction Turning Detection	●	●	●	●
Lane Keeping Assist and Lane Following Assist	●	●	●	●
Driver Attention Warning	●	●	●	●
Safe Exit Warning and Rear Occupant Alert	●	●	●	●
Blind-Spot Collision Warning	●	●	●	●
Rear Cross-Traffic Collision-Avoidance Assist	●	●	●	●
Highway Driving Assist	–	●	–	●
Blind-Spot View Monitor and Surround View Monitor	–	–	–	●
Parking Collision-Avoidance Assist – Reverse	–	–	–	●
Parking Distance Warning – Reverse/Forward/Side	–	–	–	●

Audio & Connected Car Technology	SEL	N Line	SEL	Limited
12.3" Display Audio with AM/FM/HD Radio™	●	–	●	–
12.3" Navigation system	●	●	–	●
SiriusXM® Satellite Radio	●	●	●	●
Android Auto™ and Apple CarPlay®	●	●	●	●
Bose® premium audio with 12 speakers	–	●	–	●
Dynamic Voice Recognition	●	●	–	●
Wireless phone charger	●	●	●	●
Over-the-Air Updates	●	●	●	●
Digital Key 2	●	●	●	●
Bluelink+ Connected Car System	●	●	●	●
USB ports: Front (1 data/charge + 1 charge), Rear (2 charge)	●	●	●	●

● Standard ○ Optional ● SEL Convenience Package – Not Available



## Hope comes standard on every Hyundai.

Each time we sell a Hyundai, a portion goes to Hyundai Hope On Wheels® to help find a cure for childhood cancer. Over the last 25 years, Hyundai Hope On Wheels has donated \$225 million to pediatric cancer research. Hope is our greatest feature. And it comes standard on every Hyundai. For more information, please visit [HyundaiHopeOnWheels.org](http://HyundaiHopeOnWheels.org).



## America's Best Warranty

**POWERTRAIN LIMITED WARRANTY**

**10** YEARS  
100,000 MILES

**NEW VEHICLE LIMITED WARRANTY**

**5** YEARS  
60,000 MILES

**ANTI-PERFORATION WARRANTY**

**7** YEARS  
UNLIMITED MILES

**24/7 ROADSIDE ASSISTANCE**

**5** YEARS  
UNLIMITED MILES

**HYBRID/EV DIRECT ENERGY COMPONENTS**

**10** YEARS  
100,000 MILES



**Hyundai Complimentary Maintenance**


Complimentary maintenance includes Hyundai-approved oil and oil filter change (except for electric vehicles and fuel cell electric vehicles) plus tire rotation at normal factory-scheduled maintenance intervals for 3 years or 36,000 miles, whichever comes first. More frequent maintenance due to severe driving or conditions excluded. Offer valid only for new 2020-2024 Hyundai models purchased or leased on or after February 1, 2020. See your Hyundai dealer for further details and limitations.



**Owner Assurance**

Our commitment to Hyundai owners does not end with the transfer of keys. Wherever the road takes you, we have got your back with Hyundai Owner Assurance, an umbrella of services and benefits that includes America's Best Warranty, 24/7 Roadside Assistance, innovative safety and car care features...and more.

While the content contained in this brochure is based on the latest information available at the time of printing, specifications and equipment can change. Feature comparisons are based on competitor information available at the time of printing. Although the information is believed to be correct, accuracy cannot be guaranteed. No warranty or guarantee is being extended in this brochure, and Hyundai reserves the right to change product specifications and equipment at any time, without notice, without incurring obligations. Some vehicles are shown with optional equipment. Specifications apply to U.S. vehicles only. Please contact your Hyundai dealer or visit [HyundaiUSA.com](http://HyundaiUSA.com) for current vehicle specifications or details on any of the programs or services listed here. As part of Hyundai's commitment to a responsible environment, this brochure was printed using paper certified by the Forest Stewardship Council®. FSC® certification helps ensure that the highest social and environmental standards are met in the making of the paper we use, contributing to conservation, responsible management and community-level benefits for people near the forests.



©2024 HYUNDAI NP020F2024