

2017  
**Q50**

Visit us online to create your ideal INFINITI.

[www.infiniti.com](http://www.infiniti.com)

Join our community, and get the latest info.

[Facebook.com/infiniti](https://www.facebook.com/infiniti)    [Twitter.com/infinitiusa](https://twitter.com/infinitiusa)

[Instagram.com/infinitiusa](https://www.instagram.com/infinitiusa)



**INFINITI.**  
EMPOWER THE DRIVE™

Final production vehicle may vary. Always wear your seat belt, and please don't drink and drive.  
©2016 INFINITI. IN-18025 Reorder #17507 (9/16, 40K, CC) ♻️ Reducing our environmental footprint is an important goal at Infiniti. That's why this brochure uses paper stock that is certified to contain a minimum of 10% post-consumer waste materials.

INFINITI

# EMPOWER THE DRIVE

We are like you. We push ourselves beyond our comfort zone. While others might be content with making better machines, we are driven to go beyond—to design cars that push human potential. We build technology to enhance your senses, striking design that demands a response and performance that makes you feel more alive. Prepare to experience the road as it was intended.



## INFINITI Q50

**Empower the drive with technology.** Featuring innovations that enhance everything you do behind the wheel. The world's first digital steering system<sup>1</sup> with power to steer quicker and smoother than imagined. Predictive Forward Collision Warning<sup>1,2</sup> enables the vehicle to see two cars ahead, even when you can't. And Active Lane Control<sup>1,3</sup> to help stay the course in crosswinds and on uneven roads. Q50. Elevate your journey.

# ELEVATING YOUR POWER AND POTENTIAL

This is power through innovation, where the forces of technology blow past limits. Choose from four advanced engines, including a pair of 3.0-liter V6 twin-turbos<sup>2</sup> for jaw-dropping performance.

**SIGN OF PERFORMANCE** At INFINITI, performance is more than delivering a heightened driving experience. We believe it should unleash a more dynamic driver in you. And now, a shared passion can be boldly displayed by the letter S. Whether it is more intense power, tuning or design, every INFINITI Sport model represents something special.



**Q50 RED SPORT 400** The red "S" represents Q50 performance at the highest level. The Q50 Red Sport 400 is powered by a 3.0-liter V6 twin-turbo 400-hp engine and features special, red-painted Sport Brake calipers and exclusive 19-inch Red Sport 400 wheels. Special Red Sport 400 exhaust tips and red "S" badging add a fearless look.



**Q50 3.0t SPORT** The silver "S" indicates the Q50 3.0t Sport with an enhanced styling and performance package featuring the Dynamic Digital Suspension, Sport Brakes, 19-inch sport wheels and more-supportive sport seats.



**400**  
HP

**26**  
HWY MPG<sup>4</sup>

**3.0-LITER V6 TWIN-TURBO 400-HP ENGINE** Inspired by the legendary VQ engines, this 400-hp V6 twin-turbo engine integrates water-cooled air charging, advanced electronic valve timing control, and two turbo speed sensors for faster response at a higher peak.

**360**  
HP

**32**  
HWY MPG<sup>4</sup>

**3.5-LITER V6 ENGINE WITH INFINITI DIRECT RESPONSE HYBRID<sup>9</sup>** A combined system power of 360 horsepower responds to your call with thrilling immediacy while it achieves a surprising 32 highway mpg.<sup>4</sup> It transitions from all-electric mode to full-power hybrid mode with an intense and organic response.

**300**  
HP

**29**  
HWY MPG<sup>4</sup>

**3.0-LITER V6 TWIN-TURBO 300-HP ENGINE** A variant of the V6 found in the Q50 Red Sport 400, this twin-turbo delivers the power you expect from INFINITI performance engineering. Using a lightweight aluminum engine block and friction-reducing technologies, it's ready to respond with 300 hp and 295 lb-ft of torque.

**208**  
HP

**31**  
HWY MPG<sup>4</sup>

**2.0-LITER I4 TURBOCHARGED ENGINE** Honed for eager response and quick acceleration when you want it, the turbo spools quickly to produce 208 hp at 5500 rpm. It also outputs a stirring 258 lb-ft of torque starting at just 1500 rpm while reaching 31 mpg on the highway.<sup>4</sup>



PERFORMANCE

# CAPTURE THE INTENSITY OF MOTION

Unleash the intelligence and force of the Q50, and free yourself to drive precisely the way you desire.

**AN ELECTRIFYING CONNECTION** The Q50 steers with innovation. Choose Hydraulic Electronic Power Steering, RACK EPS<sup>1</sup> with Sport mode, or 2nd-gen Direct Adaptive Steering.<sup>2</sup> The world's first digital steering system—and available only on Q50 models powered by a V6 engine—Direct Adaptive Steering<sup>®</sup> steers quickest while filtering out unwanted vibration. Tuned for a more natural connection, it also offers multiple settings to personalize performance.

**ENHANCED HANDLING** The Dynamic Digital Suspension<sup>1</sup>—which is available only on Q50 3.0t Sport and Q50 Red Sport 400 models—monitors chassis vitals and continually adjusts the suspension to deliver a smooth ride yet maintains tight handling in the turns. Activate Sport mode and dial up the suspension for even sharper handling whenever you feel like it. Working along with Direct Adaptive Steering<sup>®</sup> it completes a digital handling system for confidence over any winding road.

**MORE RESPONSIVE BRAKING** With ventilated discs and 4-piston opposed front calipers and 2-piston opposed rear calipers, the Sport Brakes<sup>1</sup>—only available on Sport models—provide great stopping force from both sides of the rotor at the same time for better bite, more friction and direct feel than standard brakes. On the Red Sport 400, these calipers are painted a track-inspired red for visual distinction.

**A CONTINUOUS RUSH** Acceleration Swell is our vision of power, dedicated to delivering a shape and feel to acceleration. By precisely tuning the engine to unleash torque at a broader rev range, the force you feel seems to increase the faster you go, making Acceleration Swell feel more like a limitless rush than a momentary thrill.

**ENHANCING THE DRIVE** The INFINITI Drive Mode Selector allows you to personalize the driver settings—from steering, engine and suspension inputs—to best fit your needs of the moment.



**INTUITIVE TRACTION** Intelligent All-Wheel Drive<sup>1</sup> adjusts for better available traction by sending anywhere from zero to 50% of the power to the front wheels when you need it, and 100% to the rear wheels for sporty response when you don't. You get all-wheel drive traction without sacrificing rear-wheel drive feel.

EXTERIOR DESIGN

# SHAPED WITH PURPOSE AND INTENSITY

Break free from convention with design that adds a new dimension to premium styling and leaves an unmistakable impression wherever you go.

**IMPRESSION AMPLIFIED** Expressing signature INFINITI design, the double arch grille is prominently placed front and center. The arc of the bottom, like a natural reflection to that of the top, gives the front fascia a distinctive appearance.

**ATHLETIC STANCE** Large 19-inch alloy wheels<sup>1</sup> not only complement the sporty proportions of the Q50 but are designed to make handling more responsive. The lightweight construction inherently reduces unsprung weight and helps contribute to quicker turn-in and a better ride.

**AERODYNAMIC ADVANTAGE** The upper and lower body of the Q50 directs air to flow over, around and under the vehicle, turning it into effective downforce. The overall design achieves zero lift at the front and rear and helps reduce the effect of wind turbulence at higher speeds.

**SIGNATURE STARE OF INTENSITY** Undeniably INFINITI, the human-eye-like LED headlights and taillights replicate each other whether the lights are on or off.

**DESIGN DISTINCTION** In signature INFINITI style, the crescent-shaped C-pillar's sculpted surfaces exude elegant, fluid motion.





TRAFFIC TECHNOLOGY

# MASTER THE WAY YOU MOVE THROUGH THE CITY

Whether traffic is clear or chaotic, intelligent technologies help guide you through every moment.


**HELPING YOU STAY ON PATH** Working with Direct Adaptive Steering,<sup>9,1</sup> Active Lane Control<sup>1,3</sup> evaluates the road ahead and can automatically make small steering angle corrections due to uneven road surfaces or crosswinds.

**MANAGE YOUR PACE** Set your desired speed and distance, and Intelligent Cruise Control (Full-Speed Range)<sup>1,7</sup> can automatically adjust your speed in slowing traffic. When traffic speeds resume, Intelligent Cruise Control can bring you back up to your preset speed and distance.

**KEEP YOUR DISTANCE** Distance Control Assist<sup>1,8</sup> looks ahead and can warn you if your following distance becomes too short. If detected, and you do not take your foot off the accelerator pedal, the system can partially engage the brakes and can push back on the accelerator pedal.



2017 Q50 Red Sport 400 shown with accessory rear decklid spoiler.



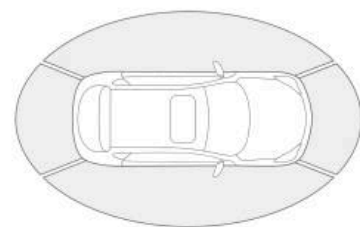
**MAINTAIN YOUR LANE** The Lane Departure Warning and Lane Departure Prevention Systems<sup>1,5</sup> monitor lane markings and can warn you if you start to drift. If the drift continues, the Lane Departure Prevention System can provide brief steering input to help ease your Q50 back towards the center of your lane.

**KNOW YOUR WAY** Find your way through busy streets and unfamiliar territory. INFINITI InTouch™ Navigation<sup>1,6</sup> lets you choose a view that's most intuitive to you—a 2D overhead view or a 3D Birdview perspective. Now, you can access reliable unlimited search capabilities directly from your vehicle. Search for a destination without knowing the specific name or category, and then save it or start your journey. A connected online search is based on the latest available information.

CONVENIENCE

# ANTICIPATING YOUR NEEDS. HEIGHTENING YOUR AWARENESS

Naturally and instantly, your abilities are amplified—in the way you see and in the comfort you feel, leaving you free to focus on the drive.



360°  
VIEW

**SEE EVERY SIDE** Gain a new perspective on what's around you. With the Around View® Monitor with Moving Object Detection and the Front and Rear Sonar System<sup>1,9,23</sup> four cameras and one virtual 360° view from above make it easy to see and maneuver in even the tightest spaces.

**INTUITIVE FRONT LIGHTING** Illuminate where you truly want to be. The Adaptive Front lighting System (AFS)<sup>1</sup> improves visibility at intersections and around curves by sensing your steering and turning the headlights. Together with LED headlights, AFS helps you see not just ahead but around as well.



**RECIRCULATE. REFRESH. RELAX.** Just as you don't think about breathing, the Advanced Climate Control System<sup>1,10</sup> adjusts without you asking. Constantly monitoring the incoming air, it senses outside fumes and automatically closes the vents, recirculating purified air throughout the interior. The system actively cleans the air, helping remove up to 99.5% of allergens.

**ASSISTING EFFICIENCY** To help improve fuel economy, the Eco Pedal<sup>2</sup> system counteracts with the pedal push-back control mechanism if an excess of pressure on the accelerator is detected. An indicator on the instrument panel will also indicate the optimal level for fuel-efficient driving.

SAFETY

# INNOVATIVE TECHNOLOGY HELPS YOU SEE AND AVOID

Empowering technologies are on alert, ready to help you respond and acting to help protect.

**RECOGNIZING DANGER** Predictive Forward Collision Warning<sup>1,2</sup> uses radar to enable your Q50 to continuously monitor not only the vehicle directly ahead of you but also the vehicle in front of that one. If your Q50 detects a potential risk, it provides an audible and visual alert.

**ADVANCED WARNING** Forward Emergency Braking<sup>1,11</sup> adds another dimension of security. It can detect vehicles in the lane ahead of you, and if deceleration is required, the accelerator pedal can be pushed up and the brakes can be applied to help minimize a collision—or even help prevent one.

**SENSES WHERE YOU CAN'T SEE** The Blind Spot Warning and Blind Spot Intervention® Systems<sup>1,12</sup> use sensors to help detect vehicles entering the blind spot area. First, a warning light will illuminate; then, if you move toward the occupied lane, a warning sounds. A brief steering input can be provided to help guide your Q50 back to your current driving lane.

**MORE CONFIDENT WHEN BACKING UP** Backup Collision Intervention<sup>1,13</sup> helps increase your awareness. As you back up, the system warns you if approaching vehicles or large stationary objects are detected behind your Q50, and it can help you avoid a collision by applying the brakes.



**PREPARED TO PROTECT** During emergency braking situations, the Front-seat Pre-Crash Seat Belts<sup>1</sup> are automatically tightened.

**STRONGER AND LIGHTER** Ultra high-strength steel is twice as strong as conventional steel and is built around you to enhance your safety in case of a collision.

**ENHANCED PROTECTION** Based on the severity of the crash and seat belt usage, the INFINITI Advanced Air Bag System adjusts inflation in the dual-stage front supplemental air bags. Also featured are front seat-mounted side-impact supplemental air bags and roof-mounted curtain side-impact supplemental air bags.<sup>14</sup>



CONNECTIVITY

# IN TOUCH WITH YOUR CONNECTED WORLD

INFINITI InTouch™ makes your world flow. Your life is always moving, and INFINITI InTouch™ with Navigation and INFINITI InTouch™ Services seamlessly bring your world into your car. Stay ahead and in contact with voice, text, calendar, navigation and music.<sup>1-6</sup>



## INFINITI INTOUCH™ SERVICES<sup>1</sup>

-  VEHICLE HEALTH REPORT
-  REPORT STOLEN VEHICLE
-  SCHEDULED MAINTENANCE NOTIFICATION
-  REMOTE DOOR LOCK/UNLOCK
-  REMOTE ENGINE START/STOP<sup>1-15</sup>
-  MAINTENANCE ALERT
-  REMOTE HORN AND LIGHTS
-  ALARM NOTIFICATION
-  ENHANCED ROADSIDE ASSISTANCE
-  EMERGENCY CALL

**A PREMIUM CONNECTION** Every time you get into the Q50, experience a seamless connection with technology that responds like the technology you hold in your hand. Connecting your smartphone to INFINITI InTouch™ with Navigation and INFINITI InTouch™ Services<sup>1-6,16</sup> brings your world into your car. Hear text messages read to you. Listen to your playlists. Navigate unfamiliar streets or call your friends. When you're away from your vehicle, you're still connected through the INFINITI InTouch™ Services companion app with features like Remote Engine Start/Stop<sup>1-15</sup> and Remote Door Lock/Unlock.

**ADJUSTS TO YOU** INFINITI InTouch™<sup>1-6</sup> delivers an intuitive experience right from your driver's seat in the manner that best suits you. You can interact with the state-of-the-art system however you find easiest. The top screen can be operated by touch, steering wheel switches or the INFINITI Controller; it is primarily used for driving information and navigation.<sup>5</sup> The bottom screen can be operated by touch and lets you manage the infotainment systems, such as audio and climate control.

**HIGH-PERFORMANCE AUDIO** The Bose® Performance Series with 16 speakers features Advanced Staging Technology that dynamically directs the music to keep you fully immersed in sonic clarity. Genuine metal grilles add a premium touch and help protect the speakers. AudioPilot® 2.0 Dynamic Noise Compensation Technology improves acoustics by constantly monitoring exterior noise and adjusting sound levels accordingly. Whether you're streaming music from your phone via Bluetooth,<sup>16</sup> playing your iPod<sup>®21</sup> or tuned into satellite radio, Centerpoint® 2.0 Surround Technology allows you to enjoy it all in vibrant surround sound.

**BLUETOOTH® STREAMING AUDIO** Turn your Bluetooth®-enabled smartphone into a source of music, and listen to your top playlists over the Q50's audio system.<sup>16</sup>

**HANDS-FREE VERSATILITY** With the INFINITI Bluetooth® Hands-free Phone System,<sup>16</sup> you can make and receive wireless calls using voice recognition. No fumbling. No need for a headset. Just press a button on the steering wheel.

To learn more about INFINITI InTouch™ Services, please visit [www.infiniti.com/intouch](http://www.infiniti.com/intouch)



## INTERIOR DESIGN

# DEDICATION IN EVERY DETAIL

Reveal true craftsmanship that goes into everything you see and the materials you touch.


**PLEASING TO THE EYE** The soothing glow of the Fine Vision electroluminescent gauges has been designed to not only be brighter, but the contrast delivers information clearly, even at a glance.

**CONSISTENT SWITCH FEEL** Touch a button. Then touch the one next to it. Every button and switch is crafted with the same level of precision, so you sense a consistent INFINITI feel on your fingertip. With this attention paid to a switch, imagine how the remaining surfaces feel.

**TACTILE ARTISTRY** The soft, specially treated, semi-aniline leather-appointed sport seats in the Design Package<sup>1</sup> feature a unique quilted pattern and contrast stitching that adds another level of distinction. The center console and door panels feature Natural Maple Wood Accents to add an extra touch of texture.



**SOFTER SEAT BELTS** The seat belt is one of the few surfaces you continually touch, so we use a variable herringbone weave that is 20% softer than standard fabrics. This makes it more comfortable to wear, easier to pull out, and even less likely to snag your clothing.





PERSONAL ATTENTION

# TAILORED TO YOUR ARRIVAL

Begin every journey with a special moment. Be at the center of thoughtful conveniences that always make you feel special.

**INVITING YOU IN** For added convenience and safety, Welcome Lighting responds to your presence automatically with a sequence of exterior then interior lights. The puddle lights illuminate the ground below, and then the interior lights glow to help you settle in. The choreographed sequence ends with the Start/Stop button pulsing, waiting for you to bring it to life.

**MORE COMFORTABLE QUICKLY** Here, every aspect of your entrance is as hospitable as possible. Heated front seats<sup>1</sup> will keep you warm during winter months or chilly nights with a simple push of a button.


**INFINITI INTELLIGENT KEY** Recognizing you upon your approach, the INFINITI Intelligent Key lets you unlock the doors and trunk, and even start the engine without taking the key out from your pocket or purse. And as you enter, it slides your seat back for you, then adjusts your steering wheel and outside mirrors automatically to your preferences.<sup>1</sup>

**OPTIMIZED COMFORT** The dual occupant memory system<sup>1</sup> allows two custom profiles. Depending on which key you possess, the preferred settings for the seat, steering column and mirrors are automatically executed with the press of a button, giving both drivers an intimate level of comfort.




# MAKE IT UNIQUELY YOURS


## EXTERIOR COLORS



## INTERIOR COLORS



## INTERIOR TRIM



## WHEELS



17 X 7.5-INCH, SPLIT 5-SPOKE ALUMINUM-ALLOY WHEELS WITH ALL-SEASON RUN-FLAT PERFORMANCE TIRES

19 X 8.5-INCH, TRIPLE 5-SPOKE ALUMINUM-ALLOY WHEELS WITH ALL-SEASON OR SUMMER RUN-FLAT PERFORMANCE TIRES\*

19 X 9.0-INCH FRONT, 19 X 9.5-INCH REAR STAGGERED ALUMINUM-ALLOY WHEELS\*\* WITH SUMMER PERFORMANCE RUN-FLAT TIRES\*\*\*\*

INFINITI has taken care to ensure that the color swatches presented here are the closest possible representations of actual vehicle colors. Swatches may vary slightly due to the printing process and whether viewed in daylight, fluorescent or incandescent light. Please see the actual colors at your local INFINITI Retailer.

\* Additional cost applies for this option.

\*\* Q50 Red Sport 400 models only.

\*\*\* Q50 2.0t Sport, Q50 3.0t Sport, and Q50 Red Sport 400 models only.

\*\*\*\* Q50 Red Sport 400 AWD receives 19 x 9.0-inch front and rear wheels with all-season run-flat performance tires.

ACCESSORIES

# GENUINE INFINITI ACCESSORIES

The same exacting standards applied to the creation of an INFINITI vehicle go into designing and manufacturing Genuine INFINITI Accessories. With a wide array of quality products designed to integrate seamlessly, you can be assured of a custom fit and finish.<sup>17</sup> To find out more about the selection of Genuine INFINITI Accessories for your Q50, go to [parts.infiniti.com](http://parts.infiniti.com).



ACCESSORIES SHOWN 19-inch Split 5-spoke Bright Aluminum-alloy Wheels, Midnight Black Grille, Splash Guards, INFINITI Radiant Exterior Ground Lighting, Rear Decklid Spoiler.



**17-INCH BRIGHT ALUMINUM-ALLOY WHEELS** Finished in bright silver, the distinctive split 5-spoke design of the 17-inch alloy wheels complement the bold contours of the Q50.



**CARPETED TRUNK MAT** Made of high-density, cut-pile carpeting, this durable mat helps guard your cargo area from spills and damage.



**CARGO ORGANIZER<sup>28</sup>** Constructed of durable and water-resistant material, moveable dividers help keep your packages and other items from moving around while driving. When not in use, it collapses for easy access to the cargo area.

**INFINITI 4G WI-FI** Enables you to seamlessly and securely conduct internet activities in stationary or moving vehicles. Your vehicle becomes a roving Wi-Fi hotspot, connecting up to five Wi-Fi-enabled devices to the internet in and around the car.<sup>18</sup>



**INFINITI RADIANT ILLUMINATED KICK PLATES** The INFINITI logo glows softly along the bottom of the front door sills—a signature flourish you and your passenger will appreciate every time you get in.

**REAR DECKLID SPOILER** Custom-designed to deliver a perfect fit and factory-matched color, it enhances your Q50's sporty, aerodynamic appearance.

# SPECIFICATIONS

	Q50 2.0t	Q50 2.0t Premium	Q50 2.0t Sport	Q50 3.0t Premium	Q50 3.0t Sport	Q50 Red Sport 400	Q50 Hybrid Premium
<b>POWER</b>							
<b>Engine</b>							
2.0-liter I4 (1991cc), Turbocharged 16-valve Inline 4-cylinder engine, aluminum-alloy block and head with Idle Stop Start	•	•	•				
3.0-liter V6 twin-turbo (2997cc), Turbocharged 24-valve engine, aluminum-alloy block and heads with water-cooled air charging system				•	•		
3.0-liter V6 twin-turbo (2997cc), Turbocharged 24-valve engine, aluminum-alloy block and heads with water-cooled air charging system, two turbo speed sensors and dual water pumps						•	
3.5-liter V6 with INFINITI Direct Response Hybrid <sup>®</sup> utilizing a lithium-ion battery and 50 kW electric motor							•
<b>Valvetrain</b>							
Double overhead camshaft (DOHC), 4 valves per cylinder with hydraulic Variable Valve Timing Control System	•	•	•				
Double overhead camshaft (DOHC), 4 valves per cylinder with Continuously Variable Valve Timing Control System (CVTCS) optimizes opening of intake valves				•	•	•	
Double overhead camshaft (DOHC), 4 valves per cylinder with microfinished camshafts. Steel intake and exhaust valves. Continuously Variable Valve Timing Control System (CVTCS) optimizes opening of intake and exhaust valves							•
<b>Fuel Economy</b>							
EPA Estimated Fuel Economy (mpg) <sup>4</sup> (city/highway) - RWD	23/31	23/31	23/31	20/29	20/29	20/26	27/32
EPA Estimated Fuel Economy (mpg) <sup>4</sup> (city/highway) - AWD	22/28	22/28	22/28	19/27	19/27	19/26	26/30
<b>Horsepower</b>							
208 hp @ 5,500 rpm	•	•	•				
300 hp @ 6,400 rpm				•	•		
400 hp @ 6,400 rpm						•	
360 hp (Hybrid System Net Power)							•
<b>Torque</b>							
258 lb-ft @ 1,500-3,500 rpm	•	•	•				
295 lb-ft @ 1,600-5,200 rpm				•	•		
350 lb-ft @ 1,600-5,200 rpm						•	
Peak engine 258 lb-ft and peak electric motor 214 lb-ft							•
<b>Transmission</b>							
Electronically controlled 7-speed automatic with Adaptive Shift Control (ASC) and Hill Start Assist. Driver-adaptive learning algorithm senses driving style and adjusts automatic shifting accordingly. Manual shift mode offers sequentially selectable manual gearshifts and Downshift Rev Matching (DRM)	•	•	•				
Electronically controlled 7-speed automatic with Adaptive Shift Control (ASC), Hill Start Assist and dual automatic transmission fluid coolers. Driver-adaptive learning algorithm senses driving style and adjusts automatic shifting accordingly. Manual shift mode offers sequentially selectable manual gearshifts and Downshift Rev Matching (DRM)				•	•	•	•
Navi Synchronized Adaptive Shift Control		○	○	○	○	○	•
INFINITI Drive Mode selector settings allows driver to choose between Standard, Sport, Snow, Eco or Personal mode	•	•	•	•	•	•	•
<b>Drive Type</b>							
Rear-wheel drive	•	•	•	•	•	•	•
Intelligent All-Wheel Drive (AWD)	○	○	○	○	○	○	○
<b>HANDLING</b>							
<b>Steering</b>							
Type	Hydraulic Electronic Power Steering with vehicle-speed-sensitive adjustability	•	•	•			
	RACK EPS			•	•	•	
	Direct Adaptive Steering <sup>®</sup>			○	○	○	•
Turning diameter	36.7 feet (RWD)	•	•	•	•	•	•
	37.4 feet (AWD)	○	○	○	○	○	○
Active Trace Control <sup>20</sup>		•	•	•	•	•	•

• Standard ○ Available

	Q50 2.0t Premium	Q50 2.0t Sport	Q50 3.0t Premium	Q50 3.0t Sport	Q50 Red Sport 400	Q50 Hybrid Premium
<b>HANDLING (continued)</b>						
<b>Suspension</b>						
Standard Front	•	•	•			
Standard Rear	•	•	•			
Dynamic Digital Suspension Front					•	•
Dynamic Digital Suspension Rear					•	•
Sport-tuned Front			•			•
Sport-tuned Rear			•			•
<b>Brakes</b>						
Standard (Front/Rear)	•	•	•			•
Sport			•	•	•	
Hybrid						•
<b>Wheels and Tires</b>						
Standard	•	•	•			
Sport RWD			•	○	•	•
Red Sport 400 RWD						•
Sport AWD			•	○	•	•
Red Sport 400 AWD						•
Spare Tire				○		
<b>EXTERIOR</b>						
<b>Features</b>						
Automatic on/off LED headlights with Daytime Running Lights and front LED fog lights	•	•	•	•	•	•
High beam assist headlights (high/low automatic change)				○	○	○
LED rear brake lights and center high-mounted stoplight (CHMSL)	•	•	•	•	•	•
Comprehensive airflow management for low coefficient of drag (Cd) and zero-lift front and rear aerodynamics	•	•	•	•	•	•
Power sliding tinted glass moonroof with one-touch auto-open/close, tilt feature and sliding sunshade	○	•	•	•	•	•
Remote keyless entry system with door handle touch selective unlocking of driver's door or all doors	•	•	•	•	•	•
Remote power-opening of windows using INFINITI Intelligent Key	•	•	•	•	•	•
Power heated outside mirrors with integrated LED turn signal lamp	•	•	•	•	•	•
Auto-dimming outside mirrors with reverse tilt-down feature		○	•	○	•	•
Rain-sensing front windshield wipers	•	•	•	•	•	•
Front door handle courtesy lights	•	•	•	•	•	•
Dual chrome exhaust finishers	•	•	•	•	•	•
Unique dual exhaust tips with brushed satin finish						•

• Standard ○ Available

	Q50 2.0t	Q50 2.0t Premium	Q50 2.0t Sport	Q50 3.0t Premium	Q50 3.0t Sport	Q50 Red Sport 400	Q50 Hybrid Premium
<b>INTERIOR</b>							
<b>Features</b>							
INFINITI Intelligent Key with Push Button Ignition	•	•	•	•	•	•	•
Dual Zone Automatic Temperature Control (ATC) system with microfilter	•	•	•	•	•	•	•
Advanced Climate Control System (ACCS) with auto-recirculation, Plasmacluster® air purifier and Grape Polyphenol Filter <sup>10</sup>		•	•	•	•	•	•
Rear console-mounted air vents and rear floor heater ducts	•	•	•	•	•	•	•
Power windows with illuminated switches and one-touch auto-up/down with auto-reverse feature	•	•	•	•	•	•	•
Power door locks with automatic locking feature	•	•	•	•	•	•	•
Valet key and trunk lockout feature	•	•	•	•	•	•	•
Retained accessory power for windows and moonroof (if equipped)	•	•	•	•	•	•	•
Sequential welcome lighting illuminated entry system with delayed fade-out	•	•	•	•	•	•	•
Front sun visors with illuminated vanity mirrors	•	•	•	•	•	•	•
Dual overhead front map lights with overhead sunglasses storage; rear-seat reading lights	•	•	•	•	•	•	•
Front seatback map pockets; front door pockets	•	•	•	•	•	•	•
Dual front and rear cup holders and front door bottle holders	•	•	•	•	•	•	•
Front armrest with storage compartment, two 12-volt power outlets, auxiliary input jacks and two USB connection ports <sup>21</sup>	•	•	•	•	•	•	•
Fold-down rear-center armrest with cupholders	•	•	•	•	•	•	•
Battery saver helps prevent accidental discharging if electrical accessories are left on	•	•	•	•	•	•	•
Front and rear carpeted floor mats	•	•	•	•	•	•	•
<b>Seating and Trim</b>							
Leather-appointed seating		◦	•	◦	•	•	•
Kacchu aluminum interior trim	•	•	•	•	•	•	•
Maple wood trim				◦	◦	◦	•
8-way power driver's seat with adjustable manual lumbar support; 8-way power front-passenger's seat	•	•	•	•	•	•	•
8-way power driver's seat with adjustable power lumbar support; 8-way power front-passenger's seat		◦		◦			•
8-way power sport type leather-appointed front seats. Driver's seat power lumbar and power torso support adjustments with manual thigh extension			•		•	•	
60/40-split folding rear seatbacks		◦	•	◦	•	•	
Dual occupant memory system for driver's seat, mirrors and steering wheel settings, linked to individual Intelligent Keys		◦	•	◦	•	•	•
Entry/exit assist for driver's seat and steering wheel		◦	•	◦	•	•	•
Heated front seats		◦	◦	◦	◦	◦	•
Heated steering wheel		◦	◦	◦	◦	◦	•
Leather-wrapped 3-spoke steering wheel and shift knob with aluminum accent	•	•	•	•	•	•	•
Aluminum front doorsill kick plates with INFINITI logo	•	•	•	•	•	•	•
Aluminum-accented pedals and footrest			•		•	•	
<b>Audio and Entertainment System</b>							
6-speaker audio system with high-definition AM/FM radio, CD with MP3 playback capability, Radio Data System (RDS) and speed-sensitive volume control	•						
Bose® Performance Series Audio System with Advanced Staging Technology, Centerpoint® 2.0 Surround, AudioPilot® 2.0 Noise Compensation, 16 speakers (featuring door-mounted metal/aluminum speaker grilles), AM/FM High-Definition (HD) radio, CD player with MP3 playback capability, Radio Data System (RDS) and speed-sensitive volume control		•	•	•	•	•	•
Two USB connection ports for iPhone® interface, flash drive or other compatible devices <sup>21</sup>	•	•	•	•	•	•	•
SiriusXM® Satellite Radio with 3-month trial subscription <sup>19</sup>	•	•	•	•	•	•	•
Driver's Audio Stage		•	•	•	•	•	•
Multimedia playback of digital files from a USB flash drive on WVGA color display <sup>21</sup>		•	•	•	•	•	•
Steering wheel-mounted audio controls	•	•	•	•	•	•	•
Dual in-glass diversity antennas	•	•	•	•	•	•	•

• Standard ◦ Available

	Q50 2.0t Premium	Q50 2.0t Sport	Q50 3.0t Premium	Q50 3.0t Sport	Q50 Red Sport 400	Q50 Hybrid Premium
<b>INTERIOR (continued)</b>						
<b>Instrumentation and Driver Controls</b>						
INFINITI InTouch™ dual display system screens, LCD/VGA 8-inch upper and 7-inch lower color vehicle-information displays <sup>6</sup>	•	•	•	•	•	•
INFINITI InTouch™ Services <sup>6</sup> with 6 months of safety, security and convenience features. INFINITI InTouch™ with Navigation		◦	◦	◦	◦	•
INFINITI Voice Recognition for audio and vehicle information systems	•	•	•	•	•	•
Bluetooth® Hands-free Phone System and Bluetooth Streaming Audio <sup>16</sup>	•	•	•	•	•	•
SiriusXM® Travel Link® services, including weather, fuel prices, movie times, sports scores and stocks <sup>19</sup>	•	•	•	•	•	•
Energy usage instrument meter with special split-screen viewing display. Direct Response Hybrid® system display shows energy flow and real-time fuel efficiency						•
RearView Monitor <sup>22</sup>	•	•	•	•	•	•
Around View® Monitor with Moving Object Detection and Front and Rear Sonar System <sup>9,23</sup>		◦	◦	◦	◦	•
Multi-function trip computer with fuel range and outside temperature display	•	•	•	•	•	•
Fine Vision electroluminescent gauges	•	•	•	•	•	•
Tilt and telescopic steering column	•	•		•		
Power tilt and telescopic steering column		◦	•	◦	•	•
Solid-magnesium paddle shifters			•		•	•
Auto-dimming inside mirror with HomeLink® Universal Transceiver	•	•	•	•	•	•
Cruise control with steering wheel-mounted switches	•	•	•	•	•	•
<b>SAFETY FEATURES</b>						
<b>Safety</b>						
INFINITI Advanced Air Bag System (AABS) includes dual-stage front supplemental air bags with an occupant-classification sensor. Air bag inflation rate is adjusted depending on crash severity. If the front-passenger's seat is empty, a sensor will deactivate the air bag <sup>14</sup>	•	•	•	•	•	•
Driver and front-passenger side-impact supplemental air bags <sup>14</sup>	•	•	•	•	•	•
Roof-mounted curtain side-impact supplemental air bags for front and rear-seat outboard occupant head protection <sup>14</sup>	•	•	•	•	•	•
Front seat belts with pretensioners and load limiters, driver's seat Emergency Locking Retractor (ELR) and passenger's seat ELR and Automatic Locking Retractor (ALR)	•	•	•	•	•	•
Second-row 3-point seat belts with ELR and ALR	•	•	•	•	•	•
Zone Body construction with reinforced passenger compartment and front and rear crumple zones	•	•	•	•	•	•
LATCH System (Lower Anchors and Tethers for Children) helps simplify proper installation of compatible child restraint seats	•	•	•	•	•	•
Brake Assist (BA) <sup>24</sup>	•	•	•	•	•	•
4-wheel Anti-lock Braking System (ABS) with Electronic Brake force Distribution (EBD)	•	•	•	•	•	•
Advanced Vehicle Dynamic Control (VDC) <sup>25</sup> with Traction Control System (TCS)	•	•	•	•	•	•
Tire Pressure Monitoring System (TPMS) provides specific information for each tire and low pressure warning <sup>26</sup>	•	•	•	•	•	•
Slide-away brake pedal assembly	•	•	•	•	•	•
Emergency inside trunk release	•	•	•	•	•	•
Approaching Vehicle Sound for Pedestrians (VSP)						•
Front-seat Pre-Crash Seat Belts				◦	◦	◦
Backup Collision Intervention (BCI) <sup>13</sup>		◦	◦	◦	◦	•
Blind Spot Warning (BSW) <sup>12</sup>		◦	◦	◦	◦	•
Blind Spot Intervention (BSI) <sup>12</sup>				◦	◦	◦
Predictive Forward Collision Warning (PFCW) <sup>2</sup>		◦	◦	◦	◦	•
Forward Emergency Braking (FEB) <sup>11</sup>		◦	◦	◦	◦	•
Lane Departure Warning (LDW) and Lane Departure Prevention (LDP) Systems <sup>5</sup> with Active Lane Control <sup>5</sup>				◦	◦	◦
<b>Security</b>						
Remote keyless entry system with door handle touch selective unlocking of driver's door or all doors	•	•	•	•	•	•
Vehicle Security System with INFINITI Vehicle Immobilizer System	•	•	•	•	•	•

• Standard ◦ Available

	Q50 2.0t	Q50 2.0t Premium	Q50 2.0t Sport	Q50 3.0t Premium	Q50 3.0t Sport	Q50 Red Sport 400	Q50 Hybrid Premium
<b>OPTION PACKAGES</b>							
<b>Moonroof Package</b> Power sliding tinted glass moonroof with one-touch auto-open/close, tilt feature and sliding sunshade	o	*	*	*	*	*	*
<b>Spare Tire Package</b>				o		o	
<b>Leather-appointed Seating Package – Requires Driver Assistance Package.</b>		o	*	o	*	*	*
<b>Premium Plus Package 2.0t – Requires INFINITI Radiant Illuminated Kick Plates.</b> Memory auto-dimming outside mirrors with reverse link · Power tilt and telescopic steering wheel with memory and easy entry · INFINITI InTouch™ with Navigation with Lane Guidance and 3D building graphics <sup>6</sup> · INFINITI InTouch™ Services with 6 months of safety, security and convenience services <sup>6</sup> · Navigation Synchronized Adaptive Shift Control · SiriusXM® Traffic <sup>19</sup> · Voice Recognition for navigation functions · 60/40 split-folding rear seats with center armrest pass-thru · Memory front driver seat · Power lumbar adjustment for front driver seat · Heated steering wheel · Heated front seats		o					
<b>Premium Plus Package 2.0t Sport – Requires INFINITI Radiant Illuminated Kick Plates.</b> INFINITI InTouch™ with Navigation with Lane Guidance and 3D building graphics <sup>6</sup> · INFINITI InTouch™ Services with 6 months of safety, security and convenience services <sup>6</sup> · Navigation Synchronized Adaptive Shift Control · SiriusXM® Traffic <sup>19</sup> · Voice Recognition for navigation functions · Heated steering wheel · Heated front seats			o				
<b>Premium Plus Package 3.0t – Requires INFINITI Radiant Illuminated Kick Plates.</b> Includes Premium Plus Package 2.0t contents, plus Remote Engine Start <sup>15</sup>				o			
<b>Premium Plus Package 3.0t Sport – Requires INFINITI Radiant Illuminated Kick Plates.</b> Includes Premium Plus Package 2.0t Sport contents, plus Remote Engine Start <sup>15</sup>					o	o	
<b>Direct Adaptive Steering® – Requires 19-inch Sport Tire and Wheel Package on all Q50 3.0t Premium models. Requires Maple Wood Accent Package on all Q50 3.0t Sport and Q50 Red Sport 400 models.</b>				o	o	o	*
<b>Technology Package (For 3.0t &amp; Hybrid) – Requires Direct Adaptive Steering® on all Q50 3.0t Premium, Q50 3.0t Sport and Q50 Red Sport 400 models. Requires INFINITI Radiant Illuminated Kick Plates on all Q50 Hybrid Premium models.</b> Adaptive Front lighting System with auto-leveling headlights · High beam assist headlights (high/low automatic change) · Distance Control Assist (DCA) <sup>8</sup> · Blind Spot Intervention® (BSI®) System <sup>12</sup> · Front-seat Pre-Crash Seat Belts · Intelligent Cruise Control (Full-Speed Range) <sup>7</sup> · Lane Departure Warning (LDW) <sup>5</sup> · Lane Departure Prevention (LDP) <sup>5</sup> with Active Lane Control <sup>3</sup> · Eco Pedal				o	o	o	o
<b>Driver Assistance Package – Requires Premium Plus Package.</b> Forward Emergency Braking <sup>11</sup> · Predictive Forward Collision Warning (PFCW) <sup>2</sup> · Around View® Monitor with Moving Object Detection and Front and Rear Sonar System <sup>9,23</sup> · Blind Spot Warning <sup>12</sup> · Backup Collision Intervention <sup>13</sup>		o	o	o	o	o	*
<b>Maple Wood Accent Package – Requires Leather-appointed Seating Package on all 3.0t Premium models. Requires Driver Assistance Package on all Q50 3.0t Sport and Q50 Red Sport 400 models.</b>				o	o	o	*
<b>Design Package – Requires Direct Adaptive Steering® on all Q50 Red Sport 400 models. Requires Direct Adaptive Steering® and 19-inch Accessory Tire &amp; Wheel Package on all Q50 3.0t Sport models.</b> Leather-appointed seating · Natural Maple Wood Accents over aluminum · Seat quilting and contrast stitching · Unique Black headliner and pillars · Dark chrome interior trim					o	o	
<b>19-inch Sport Tire &amp; Wheel Package RWD – Requires Maple Wood Accent Package.</b>			*	o	*	*	*
<b>19-inch Sport Tire &amp; Wheel Package AWD – Requires Maple Wood Accent Package.</b>			*	o	*	*	*
<b>19-inch Accessory Tire &amp; Wheel Package RWD – Requires Maple Wood Accent Package.</b>					o		
<b>19-inch Accessory Tire &amp; Wheel Package AWD – Requires Maple Wood Accent Package.</b>					o		
<b>Conventional Tire Package RWD – Requires Driver Assistance Package and Spare Tire Package.</b> 245/40R19 (front) and 265/35R19 (rear) summer performance tires · Spare tire/wheel and tire repair kit						o	
<b>INDIVIDUAL OPTIONS<sup>27</sup></b>							
Splash Guards (4-piece set)		o	o	o	o	o	o
Cargo Package <sup>28</sup>		o	o	o	o	o	o
INFINITI Radiant Illuminated Kick Plates (Requires Premium Plus or Sport Premium Plus Package)		o	o	o	o	o	o
INFINITI Radiant Exterior Ground Lighting		o	o	o	o	o	o
Rear Decklid Spoiler (Requires Sport Premium Plus Package)			o	o	o		

\* Standard o Available

## DIMENSIONS

### Exterior

	Q50 2.0t AWD	Q50 2.0t Premium AWD	Q50 2.0t Sport AWD	Q50 2.0t Premium AWD	Q50 2.0t Sport AWD	Q50 3.0t Premium AWD	Q50 3.0t Premium AWD	Q50 3.0t Sport AWD	Q50 3.0t Sport AWD	Q50 Red Sport 400 AWD	Q50 Red Sport 400 AWD	Q50 Hybrid Premium AWD	Q50 Hybrid Premium AWD	
Coefficient of drag	0.26	0.26	0.26	0.26	0.28	0.28	0.26	0.26	0.28	0.28	0.29	0.28	0.26	0.26
Overall length (inches)	188.3	188.3	188.3	188.3	189.1	189.1	188.3	188.3	189.1	189.1	189.1	189.1	188.3	188.3
Overall width (inches)	71.8	71.8	71.8	71.8	71.8	71.8	71.8	71.8	71.8	71.8	71.8	71.8	71.8	71.8
Overall height (inches)	56.8	57.2	56.8	57.2	56.8	57.2	56.8	57.2	56.8	57.2	56.8	57.2	56.8	57.2
Wheelbase (inches)	112.2	112.2	112.2	112.2	112.2	112.2	112.2	112.2	112.2	112.2	112.2	112.2	112.2	112.2
Track width (inches)–Front	60.8	60.8	60.8	60.8	60.4	60.4	60.4	60.8	60.4	60.4	60.6	60.4	60.4	60.4
Track width (inches)–Rear	61.6	61.6	61.6	61.6	61.4	61.4	61.8	61.8	61.4	61.4	61.6	61.4	61.4	61.4

### Interior

Headroom with moonroof (inches)–Front	39.5	39.5	39.5	39.5	39.5	39.5	39.5	39.5	39.5	39.5	39.5	39.5	39.5	39.5
Headroom with moonroof (inches)–Rear	36.8	36.8	36.8	36.8	36.8	36.8	36.8	36.8	36.8	36.8	36.8	36.8	36.8	36.8
Headroom without moonroof (inches)–Front	40.2	40.2												
Headroom without moonroof (inches)–Rear	37.5	37.5												
Legroom (inches)–Front	44.5	44.5	44.5	44.5	44.5	44.5	44.5	44.5	44.5	44.5	44.5	44.5	44.5	44.5
Legroom (inches)–Rear	35.1	35.1	35.1	35.1	35.1	35.1	35.1	35.1	35.1	35.1	35.1	35.1	35.1	35.1
Shoulder room (inches)–Front	56.7	56.7	56.7	56.7	56.7	56.7	56.7	56.7	56.7	56.7	56.7	56.7	56.7	56.7
Shoulder room (inches)–Rear	56.1	56.1	56.1	56.1	56.1	56.1	56.1	56.1	56.1	56.1	56.1	56.1	56.1	56.1
Hip room (inches)–Front	53.2	53.2	53.2	53.2	53.2	53.2	53.2	53.2	53.2	53.2	53.2	53.2	53.2	53.2
Hip room (inches)–Rear	52.5	52.5	52.5	52.5	52.5	52.5	52.5	52.5	52.5	52.5	52.5	52.5	52.5	52.5

### Weight and Capacity

Passenger volume (cubic feet)	100.0	100.0	100.0	100.0	100.0	100.0	100.0	100.0	100.0	100.0	100.0	100.0	100.0	100.0
Cargo volume (cubic feet)	13.2	13.2	13.2	13.2	13.2	13.2	13.5	13.5	13.5	13.5	13.5	13.5	9.4	9.4
Curb weight (lbs)	3,652	3,787	3,692	3,824	3,787	3,921	3,710	3,888	3,824	3,999	3,862	4,007	3,999	4,170
Weight distribution (percent)–Front/Rear	54/46	55/45	54/46	55/45	54/46	55/45	56/44	58/42	56/44	57/43	56/44	57/43	54/46	55/45
Fuel capacity (gallons)	20.0	20.0	20.0	20.0	20.0	20.0	20.0	20.0	20.0	20.0	20.0	20.0	17.8	17.8

This brochure is intended for general descriptive and informational purposes only. It is subject to change and does not constitute an offer, representation or warranty (express or implied) by Nissan North America, Inc. Interested parties should confirm the accuracy of any information in this brochure as it relates to a vehicle directly with INFINITI Retailer before relying on it to make a purchase decision. Nissan North America, Inc., reserves the right to make changes, at any time, without prior notice, in prices, colors, materials, equipment, specifications, and models and to discontinue models or equipment. Due to continuous product development and other pre- and post-production factors, actual vehicle, materials and specifications may vary from this brochure. Some vehicles shown with optional equipment. See the actual vehicle for complete accuracy. Availability and delivery times for particular models or equipment may vary. Specifications, options and accessories may differ in Hawaii, U.S. territories and other countries. For additional information on availability, options or accessories, see your INFINITI Retailer or visit INFINITI website.

**1** Available on select models. **2** Predictive Forward Collision Warning is intended to warn you before a collision occurs; it cannot prevent a collision. Speed and other limitations apply. See Owner's Manual for details. **3** Active Lane Control cannot prevent accidents or loss of control. It is the driver's responsibility to be in control of the vehicle at all times. ALC may not detect the lane markers in certain road, weather or driving conditions. **4** 2017 EPA Fuel Economy Estimates. MPG 23 city/31 hwy (Q50 2.0t/Q50 2.0t Premium), 22 city/28 hwy (Q50 2.0t AWD/Q50 2.0t Premium AWD), 23 city/31 hwy (Q50 2.0t Sport), 22 city/28 hwy (Q50 2.0t Sport AWD), 20 city/29 hwy (Q50 3.0t Premium/Q50 3.0t Sport), 19 city/27 hwy (Q50 3.0t Premium AWD/Q50 3.0t Sport AWD), 20 city/26 hwy (Q50 Red Sport 400), 19 city/26 hwy (Q50 Red Sport 400 AWD), 27 city/32 hwy (Q50 Hybrid Premium), 26 city/30 hwy (Q50 Hybrid Premium AWD). Actual mileage may vary with driving conditions. Use for comparison only. **5** The Lane Departure Warning and Lane Departure Prevention Systems operate only when the lane markings are clearly visible. Speed limitations apply. See owner's manual for details. **6** Driving is serious business. Only use INFINITI InTouch Services and INFINITI InTouch Services Premier when lane to do so. Never program while driving. GPS mapping may not be detailed in all areas or reflect current road status. Services, including automatic crash notification and SOS, require an active subscription, and are dependent upon the telematics device being in an operative condition, its ability to connect to a wireless network, compatible wireless network availability, navigation map data, and GPS satellite signal receptions, the absence of which can limit or prevent the ability to reach INFINITI InTouch Services Customer Care or receive support. Services require compatible 3G GSM/GPRS cellular network provided by AT&T. 3G cellular network not available in all areas and/or available at all times. Cellular technology is evolving, and changes to cellular networks provided by independent companies are not within INFINITI's or Sirius XM Connected Vehicle Services, Inc.'s control. Certain vehicle services, including Google® compatible services, provided by independent companies are not within INFINITI's or SiriusXM's control and are subject to change without notice or liability to INFINITI, its affiliates and agents or SiriusXM. Like other devices that rely on network coverage, once the network service is discontinued, INFINITI InTouch services will not function without equipment replacements, upgrades, or alternative network coverage, which neither INFINITI nor Sirius XM can guarantee. INFINITI and Sirius XM are not responsible for associated costs that may be required for continued operation due to cellular network shutdown or discontinuation (including equipment upgrades, if available, or roaming charges on alternative networks). 6 month trial subscription begins on your date of purchase or lease of your new INFINITI. Subsequently, your credit card (if on file) will be charged at the then current subscription rate and your service will renew automatically under the terms of your subscription. Standard text rates and/or data usage may apply. Terms and Conditions of Subscription Agreement apply. See www.infinitiusa.com/intouch for more information. **7** Intelligent Cruise Control is not a collision avoidance system or warning device. Designed to use limited braking. Failure to apply the brakes could result in an accident. **8** Distance Control Assist helps maintain a distance to the vehicle in front of you under certain conditions. Not a collision avoidance system. Failure to apply the brakes could result in an accident. **9** Around View® Monitor with Moving Object Detection cannot completely eliminate blind spots and may not detect every object. MOD operates at vehicle speeds below 5 mph. Always check surroundings and turn to look behind you before moving vehicle. **10** The Advanced Climate Control System with Plasmacluster™ air purifier helps scrub the air in the vehicle's interior. The system senses exterior odors, suppresses unpleasant interior odors, stops the inflow of external odors and helps keep the cabin smelling fresh, but does not always eliminate odors Plasmacluster is a registered trademark of Sharp Corporation. **11** Forward Emergency Braking cannot prevent accidents due to carelessness or dangerous driving techniques. It may not provide warning or braking in certain conditions. Speed limitations apply. **12** The Blind Spot Warning/Blind Spot Intervention® Systems are not substitutes for proper lane change procedures. The systems will not prevent contact with other vehicles or accidents. They may not detect every vehicle or object around you. **13** Backup Collision Intervention will not detect every object, and speed limitations apply. Always check surroundings and turn to look behind you before moving vehicle. See owner's manual for details. **14** Air bags are only a supplemental restraint system; always wear your seat belt. Even with the occupant-classification sensor, rear-facing child restraints should not be placed in the front-passenger's seat. All children 12 and under should ride in the rear seat properly secured in child restraints, booster seats, or seat belts according to their size. Air bags will only inflate in certain accidents; see your Owner's Manual for more details. **15** State laws may apply; review local laws before using. **16** Availability of specific features is dependent upon the phone's Bluetooth® support. Please refer to your phone owner's manual for details. Bluetooth word mark and logos are owned by Bluetooth SIG, Inc., and any use of such marks by INFINITI is under license. **17** Some accessories may require installation, which is not included in the Manufacturer's Suggested Retail Price (MSRP). Retailer sets actual price. **18** Up to 10 feet radius of the vehicle. Monthly subscription required for use of feature. **19** Required monthly subscriptions sold separately for each available SiriusXM feature after trial period, and are continuous until you call SiriusXM to cancel. Installation costs, one-time activation fee, other fees and taxes will apply. Each SiriusXM feature availability is dependent upon vehicle model, trim level, packaging, and/or options, and may only be available in select markets. Satellite Radio U.S. service, NavWeather service, and SiriusXM TravelLink services (if any of the foregoing features are equipped on vehicle) available only to those 18 or older in the 48 contiguous states and D.C. Fees and programming subject to change. Subscriptions governed by Customer Agreement available at siriusxm.com. ©2016 Sirius XM Radio Inc. Sirius, XM and all related marks and logos are trademarks of Sirius XM Radio Inc. **20** Active Trace Control cannot prevent accidents or loss of control. It is the driver's responsibility to be in control of the vehicle at all times. **21** Driving is serious business and requires your full attention. If you have to use the connected device while driving, exercise extreme caution at all times so full attention may be given to vehicle operation. iPod is a registered trademark of Apple Inc. All rights reserved. iPod not included. **22** Parking aid/convenience feature. Cannot completely eliminate blind spots. May not detect every object and does not warn of moving objects. Always check surroundings and turn to look behind you before moving vehicle. **23** The Sonar System is a convenience, not a substitute for proper parking and/or backing procedures. Always check that it is safe to do so before moving vehicle. May not detect every object. **24** Brake Assist is only an aid to assist the driver and is not a collision warning or avoidance device. It is the driver's responsibility to be in control of the vehicle at all times. **25** VDC, which should remain on when driving except when freeing the vehicle from mud or snow, cannot prevent accidents due to abrupt steering, carelessness, or dangerous driving techniques. **26** TPMS is not a substitute for regular tire pressure checks. **27** May require additional options or option packages. **28** Cargo and load capacity limited by weight and distribution. Always secure all cargo.

iPhone is a registered trademark of Apple Inc. AudioPilot, Bose and Centerpoint are registered trademarks of Bose Corporation. HomeLink is a registered trademark of Gentex Corporation.