



Visit us online to create your ideal Infiniti, get pricing and more.

[www.infinitiUSA.com](http://www.infinitiUSA.com)

CONNECT Join our community, and get the latest on Infiniti.

 [Facebook.com/Infiniti](https://www.facebook.com/Infiniti)

 [Twitter.com/InfinitiUSA](https://twitter.com/InfinitiUSA)

Always wear your seat belt, and please don't drink and drive. ©2015 INFINITI. IN-17630-1 Reorder #166021 (8/15, 30K, CC) ♻️ Reducing our environmental footprint is an important goal at Infiniti. That's why this brochure uses paper stock that is certified to contain a minimum of 10% post-consumer waste materials.

QX50

2016





# CONNECT DISCOVER DEFINE

---

*You move through the world confidently. With its evocative coupe style, the Infiniti QX50 complements who you are, while the extended interior space empowers you to share your journey.*

# A STATEMENT OF REFRESHING STYLE

*Starting with the dramatic new front fascia, the confident curves of the extended QX50 naturally flow over and around its sleek, coupe-like shape.*



**IMMEDIATE SHINE** The new front-end design integrates LED daytime running lights for a signature look and increased visibility, while Xenon HID headlights will turn to shed light where you steer.<sup>1</sup>

**ILLUMINATE THE DARK** See the road more clearly and securely. Updated with LED technology, the fog lights on the QX50 run more efficiently and brighter than halogen bulbs to help keep you focused on what's ahead.

**ATHLETIC STANCE** Large 19-inch alloy wheels not only complement the sporty proportions of the QX50, they are designed to make handling more responsive! The lightweight construction inherently reduces unsprung weight and helps contribute to quicker turn-ins.



# A PERSONAL WELCOME EVERY TIME YOU ARRIVE

*You live by your instincts and the QX50 will feel like an extension of yourself—looking ahead, acting to assist, customizing comfort—all without you having to think about it.*

**ROOM TO PLEASE** The wheelbase of the QX50 has been extended 3.2 inches without changing the dynamic appearance of the vehicle. The increase in space allows your rear passengers to enter and exit with ease, while also providing the luxury of an extra 4.3 inches in rear legroom.


**INVITING YOU IN** For added convenience and safety, Welcome Lighting responds to your presence automatically with a sequence of exterior then interior lights. The puddle lights illuminate the ground below, then the interior lights glow to help you settle in. The choreographed sequence ends with the Start/Stop button pulsing, waiting for you to bring it to life.

**IMMEASURABLE VERSATILITY** The second row of the QX50 can effortlessly rise with a touch of a button located inside the cargo area or on the center console. Loading and unloading has never been easier.

**THOUGHTFUL ACCOMMODATIONS** Located on the back of the driver's seat, the integrated head-restraint-mounted coat hanger is a personal touch you're sure to appreciate. It's the perfect place to hang your coat without blocking your view.




**PERSONALIZED ACCESS** Recognizing you upon your approach, the Infiniti Intelligent Key lets you unlock the doors and rear liftgate, then start the engine without taking the key out from your pocket or purse. And as you enter, it slides your seat back for you, then adjusts your steering wheel and outside mirrors automatically to your preferences!



# TECHNOLOGY THAT UNLOCKS A SHARED CONNECTION

Connect to your music, those around you, or just the one you're with.

**EMPOWER YOUR TOUCH** The Infiniti Controller puts simple, intuitive control of your technology systems at your fingertips. It allows you to interact via the inputs most intuitive to you—turning ring, touchscreen, input buttons, and even steering wheel controls—responding to you rather than you adjusting to it.



**LISTENS TO YOU** Infiniti Voice Recognition allows you to set a destination on the navigation system, call a contact from your phone, play an audio track, and much more without lifting your hands from the wheel. The system recognizes a wide variety of commands, making your life that much simpler and more elegant!

**WIRELESS POSSIBILITIES** Pair your Bluetooth®-compatible smartphone with your QX50 and a hands-free world opens up. Receive and place calls. Stream your favorite playlists from portable music players! All with the touch of a steering wheel button.

**HIGH-QUALITY SOUND** With 11 speakers, including two subwoofers, the Bose® Premium Audio System delivers your music with captivating depth and astonishing clarity. Listen to your favorite music through one of many ways. You can play CDs, stream music from a compatible Bluetooth® device or SiriusXM Satellite Radio, or connect and control your iPod® via the USB port.<sup>1,2,3,4</sup>

# POWER THAT ENABLES. BALANCE THAT BUILDS TRUST

*Feel your confidence rise as you move with technologies that do more than give you capability—they elevate your driving experience.*



325  
HP

24  
HWY MPG<sup>5</sup>

**3.7-LITER V6 ENGINE** A potent blend of exciting response and intelligent efficiency, the 3.7L petrol engine benefits from exclusive Variable Valve Event and Lift (VVEL<sup>®</sup>) technology. The engine continually adjusts not just when intake valves open, but also how much. The result is a stirring 325 horsepower that still manages to achieve up to 24 miles per gallon.<sup>5</sup>

**INHERENTLY RESPONSIVE BALANCE** The Front-Midship Platform of the QX50 places the engine's center of mass just behind the front wheel centerline. A sports car-inspired approach for near-equal front-to-rear weight ratio and inherent balance you feel with every turn.

**ELEVATED VIEW** The inherent ride height of the QX50 gives it an advantage in practicality and capability. Find yourself exploring more of your world with confidence.

**NATURALLY SMOOTH SHIFTING** The 7-speed automatic transmission offers a wide selection of gears for versatile performance and enhanced fuel economy. A driver-adaptive learning algorithm familiarizes with your driving style and adjusts shifting for responsiveness or efficiency to suit you.

# AMPLIFY THE FEELING OF PERFORMANCE

*Confidently chase your horizons with engineering that enhances your senses with every dynamic movement.*

## A CONTINUOUS RUSH

By precisely tuning the engine to unleash torque at a broader rev range, the force you feel seems to increase the faster you go. So Acceleration Swell feels more like a limitless rush than a momentary thrill.

## INTUITIVE TRACTION

Intelligent All-Wheel Drive infinitely adjusts for better traction by sending anywhere from 0 to 50% of the power to the front wheels when you need it, and 100% to the rear wheels for sporty response when you don't. You get AWD traction without sacrificing rear-drive feel!

## SHARP SHIFTING

When choosing a lower gear, Downshift Rev Matching blips the throttle like a performance driver to ready the engine for smoother, quicker shifts.

## SIGNATURE EXHAUST NOTE

The unmistakable tone of the Specialty Tuned Exhaust shapes sound to create a heightened acceleration experience. The signature low growl accentuates every trip through the gears.

## EFFORTLESS TURNS

Vehicle-speed-sensitive power steering gives you more power-assist at lower speeds and less at higher speeds, for the feeling of a greater connection when you want it, and ease when you need it.





## METICULOUS IN

**PLEASING TO THE EYES** The soothing glow of the Fine Vision electroluminescent gauges has been designed to not only be brighter, but the contrast delivers information clearly, even at a glance.

**OPTICAL PERFECTION** Where the dashboard meets the door or center console, the interior components are not only assembled to be perfect to a measurement, but also to look perfect to your eye. This requires an exacting manufacture process that tightens the space in order to achieve a seamless design from the driver's point of view.

**SEATS WITH STYLE** The unique design of the driver and front-passenger seats exude opulence and style. While getting inspiration from the fit and drape of a finely tailored kimono, the result is an impeccable combination of form and function.


## PLEASING

## WITH EVERY TOUCH

**CONSISTENT SWITCH FEEL** Touch a button. Then touch the one next to it. Notice that every button and switch is crafted with the same level of precision, so you sense a consistent Infiniti feel under the fingertip. With this attention paid to a switch, imagine how the remaining surfaces feel.

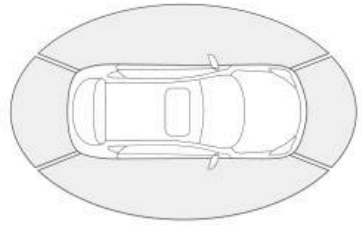
**FINER FABRICS** The seat belt is one of the few surfaces you continually touch, so we use a variable herringbone weave that is 20% softer than standard fabrics. This makes it more comfortable to wear, easier to pull out, and even less likely to snag your clothing.

## EVERY DETAIL



# A NATURAL EXTENSION OF YOU

The QX50 intuitively helps you reach further with innovations that help you see clearer, be more aware and breathe easier.



360°  
VIEW

**SEE EVERY SIDE** Gain a new perspective on what's around you. With the Around View® Monitor,<sup>14</sup> it's easier to see and maneuver in even the tightest spaces. Four cameras and one virtual 360° view from above elevate your parking expertise.

**RECIRCULATE. REFRESH. RELAX.** Just as you don't think about breathing, the Advanced Climate Control System<sup>17</sup> adjusts without you asking. Constantly monitoring the incoming air, it senses outside fumes and automatically closes the vents, recirculating purified air throughout the interior. The system actively cleans the air, helping remove up to 99.5% of allergens.

**ENHANCED AWARENESS** The Front and Rear Sonar System<sup>18</sup> alerts you by emitting a beeping tone and displays an icon on the RearView Monitor<sup>6</sup> when approaching a detected obstacle near either bumper. It intuitively puts you in total control, while simultaneously putting you at ease.

**INTUITIVE FRONT LIGHTING** Illuminate where you truly want to be. The Adaptive Front lighting System (AFS) improves visibility at intersections and around curves by sensing your steering and turning the headlights. Together with Xenon HID headlights, AFS helps you see not just ahead, but around as well!



# TRANSFORM THE WAY YOU MOVE THROUGH TRAFFIC

*Whether roads are clear or chaotic, intelligent technologies help guide you through every moment.*

## SENSES WHERE YOU CAN'T SEE

The Blind Spot Warning System<sup>8,9</sup> uses sensors to help alert you to a detected vehicle entering the blind spot area in an adjacent lane. First, the warning light illuminates. Then, if the turn signal is activated, a warning sounds.

## MAINTAIN YOUR LANE

The Lane Departure Warning and Lane Departure Prevention Systems<sup>1,10</sup> monitor lane markings and will help warn you if you start to drift. If the drift continues, the system will help ease your vehicle back towards the center of your lane by applying the brakes on the opposite side of the vehicle.

## MANAGE YOUR PACE

Set your desired speed and distance and Intelligent Cruise Control (Full-Speed Range)<sup>1,11</sup> will automatically adjust your speed in slowing traffic, all the way to a complete stop. Once the way clears, ICC will bring you back up to your preset speed.

## KEEP YOUR DISTANCE

Distance Control Assist<sup>1,12</sup> looks ahead and helps warn you if your following distance becomes too short. If detected, and you do not take your foot off the accelerator pedal, the system will automatically engage the brakes and push back on the pedal.

## KNOW YOUR WAY

Find your way through busy streets and unfamiliar territory. The Infiniti Hard Drive Navigation System<sup>1,13</sup> lets you choose a view that's most intuitive to you—a 2D overhead view or a 3D Birdview perspective. Lane Guidance will also help escort you exactly where you need to be for exits and interchanges.



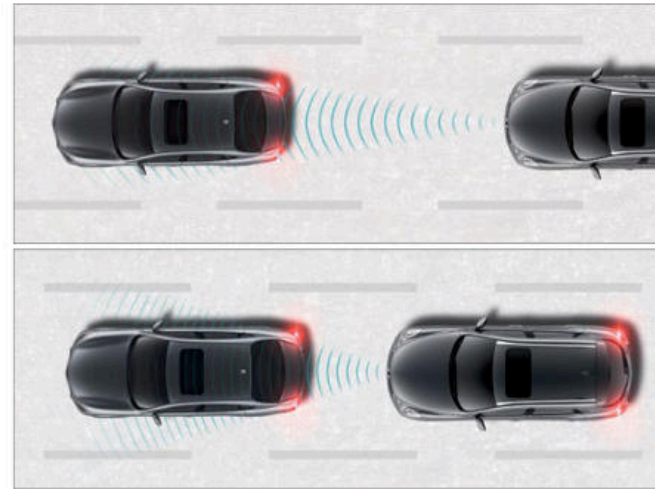
# PREPARED FOR

## WHAT YOU CAN'T SEE

**RECOGNIZING DANGER** Forward Collision Warning<sup>1,14</sup> looks ahead and if your distance to the vehicle in front is too close, it will warn you visually and audibly.

**REDUCE HARM** Intelligent Brake Assist<sup>15</sup> uses sensors to monitor the closing speed to the vehicle ahead and if a collision is unavoidable, it can automatically engage the brakes to reduce impact speed.

**BETTER DIRECTIONAL STABILITY WHILE STOPPING** Electronic Brake force Distribution adjusts the amount of pressure applied to the front and rear wheels to enhance braking performance and reduce front-end dive.



## PREPARED FOR

**STRONGER AND LIGHTER** Ultra high-strength steel is twice as strong as conventional steel and is built around you to enhance your safety in case of a collision.

**THE SUPPORT YOU NEED** In certain rear-end collisions, the Front-seat Active Head Restraints can move forward to help cushion the head.


**ENHANCED PROTECTION** Includes dual-stage front supplemental air bags, front seat-mounted side-impact supplemental air bags and roof-mounted curtain side-impact supplemental air bags.<sup>16</sup>

**PREPARED TO PROTECT** During emergency braking situations, the Pre-Crash Seat Belts are automatically tightened!

## WHAT YOU CAN'T AVOID

# MAKE IT UNIQUELY YOURS

## EXTERIOR COLORS



## INTERIOR COLORS



## INTERIOR TRIM



## WHEELS



18 X 8.0-INCH ALUMINUM-ALLOY WHEELS



19 X 8.5-INCH ALUMINUM-ALLOY WHEELS\*

Infiniti has taken care to ensure that the color swatches presented here are the closest possible representations of actual vehicle colors. Swatches may vary slightly due to the printing process and whether viewed in daylight, fluorescent or incandescent light. Please see the actual colors at your local Infiniti Retailer.  
\*Additional cost applies for this option.

# GENUINE INFINITI ACCESSORIES

The same exacting standards applied to the creation of an Infiniti vehicle go into designing and manufacturing Genuine Infiniti Accessories. With a wide array of quality products designed to integrate seamlessly, you can be assured of a custom fit and finish.<sup>17</sup> For more information and to shop online for Genuine Infiniti Accessories, go to [parts.InfinitiUSA.com](http://parts.InfinitiUSA.com).



ACCESSORIES SHOWN Roof rail crossbars<sup>18</sup>, moonroof wind deflector, hood protector and splash guards.



**STAINLESS STEEL REAR BUMPER PROTECTOR** While you load, unload and handle all your cargo, scuffs and scrapes can happen. This protector not only adds a sophisticated look, but it's durable enough to resist the wear and tear of everyday life.

**CARPETED FLOOR MATS** Sophisticated design and luxurious materials make these floor mats a perfect match for the interior of your Infiniti QX50. An elegant emblem is precision-embroidered with the model name.

**SPLASH GUARDS** The splash guards reduce spray on lower body panels, while helping prevent nicks and scratches caused by road debris under most weather conditions.

**VEHICLE COVER** Designed to fit around the curves of your QX50, it helps protect against UV rays, acid rain and other airborne contaminants, while softly shielding the finish of your vehicle.



**CARGO AREA PROTECTOR<sup>TM</sup>** Constructed of heavy, durable and flexible material, it helps keep your packages and other items from moving around while driving, while also protecting your cargo area from scratches and damage.

**STAINLESS STEEL ILLUMINATED KICK PLATES** The Infiniti logo glows softly along the bottom of front door sills—a signature flourish you and your passenger will appreciate every time you get in.



See video of Genuine Infiniti Accessories. Scan here.

# SPECIFICATIONS

QX50 QX50 AWD

## POWER

<b>Engine</b>			
3.7-liter (3,696 cc) 24-valve V6, aluminum-alloy block and heads		•	•
<b>Valvetrain</b>			
Double overhead camshaft (DOHC), 4 valves per cylinder with microfinished camshafts. Continuously Variable Valve Timing Control System (CVTCS) optimizes opening of intake valves. Variable Valve Event and Lift (VVEL®) for intake valves improves performance, emissions and fuel efficiency		•	•
<b>Intake System</b>			
High-flow tuned induction system		•	•
<b>Fuel Economy</b>			
EPA Estimated Fuel Economy (mpg) <sup>5</sup> (city/highway)		17/24	17/24
<b>Horsepower</b>			
325 hp @ 7,000 rpm		•	•
<b>Torque</b>			
267 lb-ft @ 5,200 rpm		•	•
<b>Transmission</b>			
Electronically controlled 7-speed automatic with Adaptive Shift Control (ASC). Manual shift mode offers sequentially selectable manual gearshifts and Downshift Rev Matching (DRM)		•	•
Snow mode controls throttle response		•	•
<b>Drive Type</b>			
Rear-wheel drive		•	
Intelligent All-Wheel Drive (AWD)			•
<b>HANDLING</b>			
<b>Steering</b>			
Type	Vehicle-speed-sensitive power steering	•	•
Turning diameter	37.2 feet	•	
	38.8 feet		•
<b>Suspension</b>			
Front	Independent, double-wishbone suspension, shock absorbers, stabilizer bar	•	•
Rear	Independent, multi-link suspension, shock absorbers, stabilizer bar	•	•
<b>Brakes</b>			
Front/Rear	12.6 x 1.3-inch ventilated discs/12.1 x 0.6-inch discs; 4-wheel, 4-channel ABS	•	•
<b>Wheels and Tires</b>			
Standard	18 x 8.0-inch, 8-spoke aluminum-alloy wheels with 225/55R18 all-season tires	•	•
Deluxe Touring Package	19 x 8.5-inch, split 5-spoke aluminum-alloy wheels with 245/45R19 all-season tires	◦	◦
Spare Tire	Temporary use	•	•

• Standard ◦ Available

QX50 QX50 AWD

## EXTERIOR

<b>Features</b>			
Automatic on/off headlights		•	•
Integrated front fog lights		•	•
LED rear brake lights and center high-mounted stoplight		•	•
Power sliding tinted glass moonroof with one-touch auto-open/close, tilt feature and sliding sunshade		•	•
Aluminum roof rails		◦	◦
Integrated rear spoiler		•	•
UV-reducing solar glass		•	•
Power adjustable, heated outside mirrors with courtesy light under driver's mirror		•	•
Outside mirrors with reverse tilt-down feature		◦	◦
Speed-sensitive flat-blade front windshield wipers		•	•
Rear window intermittent wiper		•	•
Stainless steel front doorsill plates		•	•
Rear doors open a full 80 degrees for easier rear-seat entry and exit		•	•
Rear window defroster with indicator light and timer		•	•
Dual exhaust with polished finishers		•	•

## INTERIOR

<b>Features</b>			
Infiniti Intelligent Key with Illuminated Push Button Ignition		•	•
Dual Zone Automatic Temperature Control system		•	•
Advanced Climate Control System with auto-recirculation, Plasmacluster® air purifier and Grape Polyphenol Filter <sup>7</sup>		◦	◦
Rear-seat heating and cooling vents in center console and ducts under front seats		•	•
Power windows with illuminated switches and front-window one-touch auto-up/down with auto-reverse feature		•	•
Power door locks with automatic locking feature		•	•
Retained accessory power for windows and moonroof		•	•
Sequential welcome lighting illuminated entry system and overhead ambient light		•	•
Front sun visors with illuminated vanity mirrors and extensions		•	•
Coat hanger on driver's head restraint		◦	◦
Overhead sunglasses storage		•	•
Dual overhead front map lights, rear-seat reading lights		•	•
Front seatback map pockets		•	•
Dual front and rear cup holders		•	•
Front center console with armrest, dual-level storage compartment and 12-volt power outlet		•	•
Front and rear carpeted floor mats		•	•
Cargo net tie-down anchors in cargo area		•	•

• Standard ◦ Available

**INTERIOR (continued)**

**Seating and Trim**

Leather-appointed seating	•	•
8-way power driver's seat with adjustable lumbar support	•	•
4-way power front-passenger's seat	•	•
8-way power front-passenger's seat	○	○
Dual-occupant memory system for driver's seat, steering wheel and outside mirrors, linked to individual Intelligent Keys	○	○
Entry/exit assist for driver's seat and steering wheel	○	○
Heated front seats	•	•
60/40-split folding rear seatbacks	•	•
Power up-folding second-row seats	○	○
Black lacquer and aluminum interior trim	•	•
Maple interior accents	○	○
Leather-wrapped steering wheel and shift knob	•	•

**Audio and Entertainment System**

6-speaker audio system, including AM/FM/CD with MP3 playback capability, Radio Data System (RDS) and speed-sensitive volume control	•	•
Bose® 11-speaker Premium Sound system, including AM/FM/CD/DVD with MP3 playback capability, Radio Data System (RDS) and speed-sensitive volume control	○	○
Streaming audio via Bluetooth® wireless technology <sup>2</sup>	○	○
USB connection port for iPod® interface and other compatible devices <sup>4</sup>	•	•
SiriusXM Satellite Radio <sup>3</sup>	•	•
Illuminated steering wheel-mounted audio controls	•	•

**Instrumentation and Driver Controls**

Fine Vision electroluminescent gauges	•	•
Tilt and telescopic steering column	•	•
Power tilt and telescopic steering column	○	○
Bluetooth® Hands-free Phone System <sup>2</sup>	•	•
Infiniti Controller for audio, climate control, fuel economy, maintenance, and comfort and convenience features	•	•
7-inch color vehicle information display	•	•
Infiniti Hard Drive Navigation System with touch-screen display, Lane Guidance and 3-D building graphics <sup>13</sup>	○	○
Infiniti Voice Recognition for audio, navigation and vehicle information systems	○	○
NavTraffic with detailed traffic information provided by SiriusXM <sup>3</sup>	○	○
NavWeather with current weather updates and 3-day forecasts provided by SiriusXM <sup>3</sup>	○	○
RearView Monitor <sup>6</sup>	•	•
Around View® Monitor <sup>6</sup> with Front and Rear Sonar System <sup>4</sup>	○	○
Auto-dimming inside mirror with HomeLink® Universal Transceiver	○	○
Cruise control with steering wheel-mounted switches	•	•
Analog clock	•	•
Distance Control Assist (DCA) <sup>11</sup>	○	○
Intelligent Cruise Control (Full-Speed Range) <sup>12</sup>	○	○

**SAFETY FEATURES**

**Safety**

Infiniti Advanced Air Bag System (AABS) includes dual-stage front supplemental air bags with seat belt sensors and an occupant-classification sensor. Air bag inflation rate is adjusted depending on crash severity and seat belt usage. If the front-passenger's seat is empty, a sensor will deactivate the air bag <sup>16</sup>	•	•
Driver and front-passenger side-impact supplemental air bags <sup>16</sup>	•	•
Roof-mounted curtain side-impact supplemental air bags for front and rear-seat outboard occupant head protection <sup>16</sup>	•	•
Front-seat Active Head Restraints (AHR)	•	•
3-point height-adjustable front seat belts with pretensioners and load limiters, driver's seat Emergency Locking Retractor (ELR) and passenger's seat ELR and Automatic Locking Retractor (ALR)	•	•
Second-row 3-point seat belts with ELR and ALR	•	•
Zone Body construction with reinforced passenger compartment and front and rear crumple zones	•	•
LATCH System (Lower Anchors and Tethers for CHildren) helps simplify proper installation of compatible child restraint seats	•	•
Electronic Brake force Distribution (EBD)	•	•
Brake Assist (BA) <sup>19</sup>	•	•
4-wheel Anti-lock Braking System (ABS)	•	•
Blind Spot Warning (BSW) helps alert the driver to a vehicle detected in the blind spot area <sup>9</sup>	○	○
Forward Collision Warning (FCW). Using the QX50's sensors, this available feature helps alert the driver of an imminent forward collision by providing a visual and an audible warning <sup>14</sup>	○	○
Intelligent Brake Assist (IBA). This available active safety feature continuously monitors and analyzes closing speeds to a vehicle ahead or to a stationary obstacle. If the driver does not adequately respond to the Forward Collision Warning and a collision cannot be avoided, IBA will automatically engage the brakes to help reduce collision speed and impact, thus mitigating the consequences of the accident <sup>15</sup>	○	○
Lane Departure Warning (LDW) and Lane Departure Prevention (LDP) Systems. LDW sounds an audible warning when you start to drift out of your lane and LDP lightly applies the brakes to help ease you back into the travel lane <sup>10</sup>	○	○
Traction Control System (TCS)	•	•
Vehicle Dynamic Control (VDC) <sup>20</sup>	•	•
Slide-away brake pedal assembly	•	•
Tire Pressure Monitoring System (TPMS) <sup>21</sup>	•	•

**Security**

Remote keyless entry system with selective unlocking of driver's door or all doors	•	•
Remote power-opening of windows; closing via exterior door lock	•	•
Infiniti Vehicle Immobilizer System embeds an encoded transponder chip in the Infiniti Intelligent Key. The engine control computer will not allow the engine to start without the correct key and transponder	•	•
Vehicle Security System	•	•
HomeLink® Universal Transceiver offers control for compatible garage doors and home security systems	○	○

	QX50	QX50 AWD
--	------	----------

## OPTION PACKAGES

	QX50	QX50 AWD
<b>Premium Package</b> Bose® 11-speaker Premium Sound system, including AM/FM/CD/DVD with MP3 playback capability, Radio Data System (RDS) and speed-sensitive volume control • Advanced Climate Control System with auto-recirculation, Plasmacluster® air purifier and Grape Polyphenol Filter <sup>7</sup> • Dual-occupant memory system for driver's seat, steering wheel and outside mirrors, linked to individual Intelligent Keys • Entry/exit assist for driver's seat and steering wheel • Outside mirrors with reverse tilt-down feature • Auto-dimming inside mirror with HomeLink® Universal Transceiver • Maple interior accents • Power tilt and telescopic steering column • Aluminum roof rails	○	○

<b>Premium Plus Package</b> <i>Requires Premium Package.</i> Infiniti Hard Drive Navigation System with touch-screen display, Lane Guidance and 3-D building graphics <sup>13</sup> • Infiniti Voice Recognition for audio, navigation, and vehicle information systems • NavTraffic with detailed traffic information provided by SiriusXM <sup>3</sup> • NavWeather with current weather updates and 3-day forecasts provided by SiriusXM <sup>3</sup> • Streaming audio via Bluetooth® wireless technology <sup>2</sup> • Around View® Monitor <sup>6</sup> with Front and Rear Sonar System <sup>8</sup>	○	○
---	---	---

<b>Deluxe Touring Package</b> <i>Requires Premium Plus Package.</i> 19 x 8.5-inch, split 5-spoke aluminum-alloy wheels with 245/45R19 all-season tires • Adaptive Front lighting System (AFS) with High Intensity Discharge (HID) xenon auto-leveling headlights • 2-way driver's seat power lumbar support • Coat hanger on driver's head restraint • 8-way power front-passenger's seat • Power up-folding 2nd-row seats • Premium stitching on meter hood	○	○
---	---	---

<b>Technology Package</b> <i>Requires Deluxe Touring Package.</i> Intelligent Cruise Control (Full-Speed Range) <sup>12</sup> • Lane Departure Warning (LDW) and Lane Departure Prevention (LDP) <sup>10</sup> • Distance Control Assist (DCA) <sup>11</sup> • Intelligent Brake Assist (IBA) <sup>15</sup> with Forward Collision Warning (FCW) <sup>14</sup> • Blind Spot Warning (BSW) <sup>9</sup>	○	○
---	---	---

## INDIVIDUAL OPTIONS<sup>22</sup>

First Aid Kit and Cargo Area Protector <sup>18</sup>	○	○
Rear Cargo Cover <sup>18</sup>	○	○
Roof Rail Crossbars <sup>18</sup>	○	○
Splash Guards (4-piece set)	○	○
Stainless Steel Illuminated Kick Plates	○	○
Stainless Steel Rear Bumper Protector	○	○

## DIMENSIONS

	QX50	QX50 AWD
<b>Exterior</b>		
Coefficient of drag	0.33	0.33
Overall length (inches)	186.8	186.8
Overall width (inches)	71.0	71.0
Overall height without roof rails (inches)	62.7	62.7
Overall height with roof rails (inches)	63.5	63.5
Wheelbase (inches)	113.4	113.4
Track width (inches)–Front	60.4	60.4
Track width (inches)–Rear	61.0	61.0
<b>Interior</b>		
Headroom with moonroof (inches)–Front	38.7	38.7
Headroom with moonroof (inches)–Rear	37.7	37.7
Legroom (inches)–Front	44.3	44.3
Legroom (inches)–Rear	35.3	35.3
Shoulder room (inches)–Front	54.8	54.8
Shoulder room (inches)–Rear	55.0	55.0
Hip room (inches)–Front	52.9	52.9
Hip room (inches)–Rear	49.4	49.4
<b>Weight and Capacity</b>		
Passenger volume (cubic feet)	96.8	96.8
Cargo volume with rear seats upright (cubic feet)	18.6	18.6
Curb weight (lbs)	3,855	4,020
Weight distribution (percent)–Front/Rear	53/47	54/46
Fuel capacity (gallons)	20.0	20.0

This brochure is intended for general descriptive and informational purposes only. It is subject to change and does not constitute an offer, representation or warranty (express or implied) by Nissan North America, Inc. Interested parties should confirm the accuracy of any information in this brochure as it relates to a vehicle directly with Infiniti Retailer before relying on it to make a purchase decision. Nissan North America, Inc., reserves the right to make changes, at any time, without prior notice, in prices, colors, materials, equipment, specifications, and models and to discontinue models or equipment. Due to continuous product development and other pre- and post-production factors, actual vehicle, materials and specifications may vary from this brochure. Some vehicles shown with optional equipment. See the actual vehicle for complete accuracy. Availability and delivery times for particular models or equipment may vary. Specifications, options and accessories may differ in Hawaii, U.S. territories and other countries. For additional information on availability, options or accessories, see your Infiniti Retailer or visit Infiniti website. Infiniti names, logos, product names, feature names, and slogans are trademarks owned by or licensed to Nissan Motor Co. Ltd., and/or its North American subsidiaries. Other trademarks and trade names are those of their respective owners.

<sup>1</sup> Available on select models. <sup>2</sup> Availability of specific features is dependent upon the phone's Bluetooth® support. Please refer to your phone Owner's Manual for details. Bluetooth word mark and logos are owned by Bluetooth SIG, Inc., and any use of such marks by Infiniti is under license. See <http://www.infiniti.com/bluetooth> for details. <sup>3</sup> Required SiriusXM Satellite Radio, NavTraffic and NavWeather subscriptions sold separately and are continuous until you call SiriusXM to cancel. Installation costs, one-time activation fee, other fees and taxes will apply. NavTraffic available in select markets. Satellite Radio U.S. service and NavWeather service available only to those 18 or older in the 48 contiguous states and D.C. Fees and programming subject to change. Subscriptions governed by Customer Agreement available at [siriusxm.com](http://siriusxm.com). ©2015 Sirius XM Radio Inc. Sirius, XM and all related marks and logos are trademarks of Sirius XM Radio Inc. <sup>4</sup> Driving is serious business and requires your full attention. If you have to use the connected device while driving, exercise extreme caution at all times so full attention may be given to vehicle operation. iPod is a registered trademark of Apple Inc. All rights reserved. iPod not included. <sup>5</sup> 2016 EPA Fuel Economy Estimates. MPG 17 city/24 hwy (QX50, QX50 AWD). Actual mileage may vary with driving conditions. Use for comparison only. <sup>6</sup> Parking aid/convenience feature. Cannot completely eliminate blind spots. May not detect every object and does not warn of moving objects. Always check surroundings and turn to look behind you before moving vehicle. <sup>7</sup> The Advanced Climate Control System with Plasmacluster air purifier helps scrub the air in the vehicle's interior. The system senses exterior odors, suppresses unpleasant interior odors, stops the inflow of external odors and helps keep the cabin smelling fresh, but does not always eliminate odors. <sup>8</sup> The Sonar System is a convenience, not a substitute for proper parking and/or backing procedures. Always check that it is safe to do so before moving vehicle. May not detect every object. <sup>9</sup> Blind Spot Warning is not a substitute for proper lane change procedures. The system will not prevent contact with other vehicles or accidents. It may not detect every vehicle or object around you. <sup>10</sup> The Lane Departure Warning/Lane Departure Prevention Systems operate only when the lane markings are clearly visible on the road. Speed limitations apply. See your Owner's Manual for more details. <sup>11</sup> Distance Control Assist helps maintain a distance to the vehicle in front of you under certain conditions. Not a collision avoidance system. Failure to apply the brakes could result in an accident. <sup>12</sup> Intelligent Cruise Control is not a collision avoidance or warning device. Designed to use limited braking. Failure to apply the brakes could result in an accident. <sup>13</sup> Never program while driving. GPS mapping may not be detailed in all areas or reflect current road status. <sup>14</sup> FCW is intended to warn you before a collision occurs; it cannot prevent a collision. Speed and other limitations apply. See Owner's Manual for details. <sup>15</sup> IBA is not a collision avoidance system. It may not provide warning or braking in certain conditions. Never rely solely on IBA. <sup>16</sup> Air bags are only a supplemental restraint system; always wear your seat belt. Even with the occupant-classification sensor, rear-facing child restraints should not be placed in the front-passenger's seat. All children 12 and under should ride in the rear seat properly secured in child restraints, booster seats, or seat belts according to their size. Air bags will only inflate in certain accidents; see your Owner's Manual for more details. <sup>17</sup> Covered by Infiniti's Limited Warranty on Genuine Infiniti Accessories for the longer of 12 months/12,000 miles (whichever is earlier) or the remaining period under the 4-year-60,000-mile Infiniti New Vehicle Limited Warranty. Terms and conditions apply. See Warranty Information Booklet for details. <sup>18</sup> Cargo and load capacity limited by weight and distribution. Always secure all cargo. Heavy loading of the vehicle with cargo, especially on the roof, will affect handling and stability of the vehicle. <sup>19</sup> Brake Assist is only an aid to assist the driver and is not a collision warning or avoidance device. It is the driver's responsibility to be in control of the vehicle at all times. <sup>20</sup> VDC, which should remain on when driving except when freeing the vehicle from mud or snow, cannot prevent accidents due to abrupt steering, carelessness, or dangerous driving techniques. <sup>21</sup> TPMS is not a substitute for regular tire pressure checks. <sup>22</sup> May require additional options or option packages.

iPod is a registered trademark of Apple Inc. Bose is a registered trademark of the Bose Corporation.

• Standard ○ Available