



Visit us online to create your ideal INFINITI.

www.infinitiusa.com

Join our community, and get the latest info.

 [Facebook.com/infiniti](https://www.facebook.com/infiniti)

 [Twitter.com/infinitiusa](https://twitter.com/infinitiusa)

Final production vehicle may vary. Always wear your seat belt, and please don't drink and drive.
©2016 INFINITI. IN-19370 Reorder #16502 (7/16, 40K, CG) ♻️ Reducing our environmental footprint is an important goal at INFINITI. That's why this brochure uses paper stock that is certified to contain a minimum of 10% post-consumer waste materials.

2017
QX50



INFINITI

EMPOWER THE DRIVE

INFINITI

EMPOWER THE DRIVE

We are like you. We push ourselves beyond our comfort zone. While others might be content with making better machines, we are driven to go beyond—to design cars that push human potential. We build technology to enhance your senses, striking design that demands a response and performance that makes you feel more alive. Prepare to experience the road as it was intended.



INFINITI QX50

Empower the drive with confidence. The body of a crossover and the soul of a coupe, this machine combines fast with nimble. A traction-optimizing Intelligent All-Wheel Drive¹ and a transmission equipped with a manual shift mode for enhanced driver control. QX50. Master the open road.

EXTERIOR DESIGN

A STATEMENT OF REFRESHING STYLE

Dramatic, sculpted contours give the QX50 the confident stance of a crossover and the elegant profile of a coupe.



INTUITIVE FRONT LIGHTING Illuminate where you truly want to be. The Adaptive Front lighting System (AFS) with auto-leveling headlights improves visibility at intersections and around curves by sensing your steering and turning the headlights. Together with xenon HID headlights, AFS helps you see not just ahead but around as well.²

ILLUMINATE THE WAY FORWARD The stylish front fascia integrates LED daytime running lights for a signature look and increased visibility. The LED fog lights run more efficiently and brighter than halogen bulbs to help keep you focused on what's ahead.

ATHLETIC STANCE Large 19-inch alloy wheels not only complement the sporty proportions of the QX50, they are designed to make handling more responsive.² The lightweight construction inherently reduces unsprung weight and helps contribute to quicker turn-ins.





PERSONAL ATTENTION

CELEBRATING YOUR ARRIVAL

You live by your instincts and the QX50 will feel like an extension of yourself—looking ahead, acting to assist, customizing comfort—all without you having to think about it.

ROOM TO PLEASE The long wheelbase of the QX50 offers 35.3 inches of rear legroom and allows your passengers to enter and exit with ease.

INVITING YOU IN For added convenience and safety, Welcome Lighting responds to your presence automatically with a sequence of exterior then interior lights. The puddle lights illuminate the ground below, then the interior lights glow to help you settle in. The choreographed sequence ends with the Start/Stop button pulsing, waiting for you to bring it to life.

IMMEASURABLE VERSATILITY The second row of the QX50 can effortlessly rise with a touch of a button located inside the cargo area or on the center console.¹ Loading and unloading has never been easier.

PERSONALIZED ACCESS Recognizing you upon your approach, the INFINITI Intelligent Key lets you unlock the doors and rear liftgate, then start the engine without taking the key out from your pocket or purse. And as you enter, it slides your seat back for you, then adjusts your steering wheel and outside mirrors automatically to your preferences.²



THOUGHTFUL ACCOMMODATIONS Located on the back of the driver's seat, the integrated head-restraint-mounted coat hanger is a personal touch you're sure to appreciate.² It's the perfect place to hang your coat without blocking your view.



CONNECTIVITY


TECHNOLOGY THAT UNLOCKS A SHARED EXPERIENCE

Connect to your music, those around you, or just the one you're with.

HIGH-QUALITY SOUND With 11 speakers, including two subwoofers, the Bose® Premium Audio System delivers your music with captivating depth and astonishing clarity. Listen to your favorite music through one of many ways. You can play CDs, stream music from a compatible Bluetooth® device or SiriusXM Satellite Radio, or connect and control your iPod® via the USB port.^{1,2,3,4}

LISTENS TO YOU The INFINITI Voice Recognition system allows you to set a destination on the navigation system, call a contact from your phone, play an audio track and much more without lifting your hands from the wheel. The system recognizes a wide variety of commands, making your life that much simpler and more elegant.¹

 11 SPEAKER BOSE® AUDIO



EMPOWER YOUR TOUCH The INFINITI Controller puts simple, intuitive control of your technology systems at your fingertips. It allows you to interact via the inputs most intuitive to you—turning ring, touch-screen, input buttons, and even steering wheel controls—responding to you rather than you adjusting to it.

WIRELESS POSSIBILITIES Pair your Bluetooth®-compatible smartphone with your QX50 and a hands-free world opens up.² Receive and place calls. Stream your favorite playlists from portable music players.¹ All with the touch of a steering wheel button.



ENGINEERING

POWER THAT ENABLES. BALANCE THAT BUILDS TRUST

Feel your confidence rise as you move with technologies that do more than give you capability—they elevate your driving experience.



INTUITIVE TRACTION Intelligent All-Wheel Drive adjusts for better traction by sending anywhere from zero to 50% of the power to the front wheels when you need it, and 100% to the rear wheels for sporty response when you don't. You get all-wheel drive traction without sacrificing rear-wheel drive feel.²

NATURALLY SMOOTH SHIFTING The 7-speed automatic transmission offers a wide selection of gears for versatile performance and enhanced fuel economy. A driver-adaptive learning algorithm familiarizes with your driving style and adjusts shifting for responsiveness or efficiency to suit you.

INHERENTLY RESPONSIVE BALANCE The Front-Midship Platform of the QX50 places the engine's center of mass just behind the front wheel centerline. A sports car-inspired approach for near-equal front-to-rear weight ratio and inherent balance you feel with every turn.

ELEVATED VIEW The inherent ride height of the QX50 gives it an advantage in practicality and capability. Find yourself exploring more of your world with confidence.

325
HP

24
HWY MPG⁵

3.7-LITER V6 ENGINE A potent blend of exciting response and intelligent efficiency, the 3.7L petrol engine benefits from exclusive Variable Valve Event and Lift (VVEL[®]) technology. The engine continually adjusts not just when intake valves open, but also how much. The result is a stirring 325 horsepower that still manages to achieve up to 24 miles per gallon.⁵



PERFORMANCE

AMPLIFY THE FEELING OF ACCELERATION

Confidently chase your horizons with engineering that enhances your senses with every dynamic movement.



A CONTINUOUS RUSH By precisely tuning the engine to unleash torque at a broader rev range, the force you feel seems to increase the faster you go. So Acceleration Swell feels more like a limitless rush than a momentary thrill.

SHARP SHIFTING When choosing a lower gear, Downshift Rev Matching blips the throttle like a performance driver to ready the engine for smoother, quicker shifts.

SIGNATURE EXHAUST NOTE The unmistakable tone of the specialty tuned exhaust shapes sound to create a heightened acceleration experience. The signature low growl accentuates every trip through the gears.


EFFORTLESS TURNS Vehicle-speed-sensitive power steering gives you more power-assist at lower speeds and less at higher speeds, for the feeling of a greater connection when you want it, and ease when you need it.



INTERIOR DESIGN

METICULOUS IN EVERY DETAIL

Everything you see and touch is finely crafted from luxurious materials and designed to focus on the individual seated inside the cabin.



PLEASING TO THE EYE The soothing glow of the Fine Vision electroluminescent gauges has been designed to be brighter, so the contrast delivers information clearly, even at a glance.

OPTICAL PERFECTION Where the dashboard meets the door or center console, the interior components are not only assembled to be perfect to a measurement, but also to look perfect to your eye. This requires an exacting manufacturing process that tightens the space in order to achieve a seamless design from the driver's point of view.

SEATS WITH STYLE The unique design of the driver and front-passenger seats exude opulence and style. While getting inspiration from the fit and drape of a finely tailored kimono, the result is an impeccable combination of form and function.

CONSISTENT SWITCH FEEL Touch a button. Then touch the one next to it. Notice that every button and switch is crafted with the same level of precision, so you sense a consistent INFINITI feel on the fingertip. With this attention paid to a switch, imagine how the remaining surfaces feel.

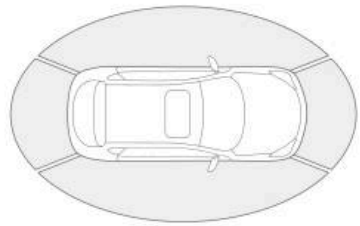
FINER FABRICS The seat belt is one of the few surfaces you continually touch, so we use a variable herringbone weave that is 20% softer than standard fabrics. This makes it more comfortable to wear, easier to pull out, and even less likely to snag your clothing.



CONVENIENCE

A NATURAL EXTENSION OF YOU

The QX50 intuitively helps you reach further with innovations that help you see clearer, be more aware and breathe easier.




360°
VIEW

SEE EVERY SIDE Gain a new perspective on what's around you. With the Around View® Monitor,⁴ it's easier to see and maneuver in even the tightest spaces. Four cameras and one virtual 360° composite view from above elevate your parking expertise.

RECIRCULATE. REFRESH. RELAX. Just as you don't think about breathing, the Advanced Climate Control System^{1,7} adjusts without you asking. Constantly monitoring the incoming air, it senses outside fumes and automatically closes the vents, recirculating purified air throughout the interior. The system actively cleans the air, helping remove up to 99.5% of allergens.

ENHANCED AWARENESS The Front and Rear Sonar System^{1,8} alerts you by emitting a beeping tone and displays an icon on the RearView Monitor⁶ when approaching a detected obstacle near either bumper. It intuitively puts you in total control while simultaneously putting you at ease.



GUIDANCE AND ASSISTANCE ON EVERY DRIVE

Whether traffic is clear or chaotic, intelligent technologies help guide you through every moment.

MANAGE YOUR PACE

Set your desired speed and distance, and Intelligent Cruise Control (Full-Speed Range)^{1,9} can automatically adjust your speed in slowing traffic. When traffic speeds resume, Intelligent Cruise Control can bring you back up to your preset speed and distance.

MAINTAIN YOUR LANE

The Lane Departure Warning and Lane Departure Prevention Systems^{1,10} monitor lane markings and can help warn you if you start to drift. If the drift continues, the Lane Departure Prevention System can help ease your vehicle back towards the center of your lane by applying the brakes on the opposite side of the vehicle.

SENSES WHERE YOU CAN'T SEE

The Blind Spot Warning System^{1,11} uses sensors to help alert you to a detected vehicle entering the blind spot area in an adjacent lane. First, the warning light illuminates. Then, if the turn signal is activated, a warning sounds.

KNOW YOUR WAY


Find your way through busy streets and unfamiliar territory. The INFINITI Navigation System^{1,12} lets you choose a view that's most intuitive to you—a 2D overhead view or a 3D Birdview perspective. Lane Guidance will also help escort you exactly where you need to be for exits and interchanges.



SAFETY

INNOVATIVE TECHNOLOGY HELPS YOU SEE AND AVOID

Empowering technologies are on alert, ready to help you respond and acting to help protect.



RECOGNIZING DANGER Forward Collision Warning¹⁻¹³ looks ahead and if your distance to the vehicle in front is too close, it can warn you visually and audibly.

REDUCE HARM Intelligent Brake Assist¹⁻¹⁴ uses sensors to monitor the closing speed to the vehicle ahead and if a collision is unavoidable, it can automatically engage the brakes to reduce impact speed.

BETTER DIRECTIONAL STABILITY WHILE STOPPING Electronic Brake force Distribution adjusts the amount of pressure applied to the front and rear wheels to improve braking performance and reduce front-end dive.

STRONGER AND LIGHTER Ultra high-strength steel is twice as strong as conventional steel and is built around you to enhance your safety in case of a collision.


THE SUPPORT YOU NEED In certain rear-end collisions, the front-seat Active Head Restraints can move forward to help cushion the head.

ENHANCED PROTECTION Based on the severity of the crash and seat belt usage, the INFINITI Advanced Air Bag System adjusts inflation in the dual-stage front supplemental air bags. Also featured are front seat-mounted side-impact supplemental air bags and roof-mounted curtain side-impact supplemental air bags.¹⁵



MAKE IT UNIQUELY YOURS

EXTERIOR COLORS



INTERIOR COLORS



INTERIOR TRIM



WHEELS



18 X 8.0-INCH ALUMINUM-ALLOY WHEELS

19 X 8.5-INCH ALUMINUM-ALLOY WHEELS*

INFINITI has taken care to ensure that the color swatches presented here are the closest possible representations of actual vehicle colors. Swatches may vary slightly due to the printing process and whether viewed in daylight, fluorescent or incandescent light. Please see the actual colors at your local INFINITI Retailer.

* Additional cost applies for this option.

ACCESSORIES

GENUINE INFINITI ACCESSORIES

The same exacting standards applied to the creation of an INFINITI vehicle go into designing and manufacturing Genuine INFINITI Accessories. With a wide array of quality products designed to integrate seamlessly, you can be assured of a custom fit and finish.¹⁶ For more information and to shop online for Genuine INFINITI Accessories, go to parts.infiniti.com.



ACCESSORIES SHOWN Roof rail crossbars,¹⁷ hood protector and splash guards.



STAINLESS STEEL REAR BUMPER PROTECTOR While you load, unload and handle all your cargo, scuffs and scrapes can happen. This protector not only adds a sophisticated look, but it's durable enough to resist the wear and tear of everyday life.

ALL-SEASON FLOOR MATS Custom-made of durable and long-wearing material—they are designed to protect the interior footwells and capture dirt, sand and other debris while staying securely in place.

REAR CARGO COVER¹⁷ Help keep your valuables safe and out of sight with this retractable cover. It's easy to install and even easier to operate.

VEHICLE COVER Designed to fit around the curves of your QX50, it helps protect against UV rays, acid rain and other airborne contaminants while softly shielding the finish of your vehicle.



CARGO AREA PROTECTOR¹⁷ Constructed of heavy, durable and flexible material, it helps keep your packages and other items from moving around while driving, while also protecting your cargo area from scratches and damage.

INFINITI RADIANT ILLUMINATED KICK PLATES The INFINITI logo glows softly along the bottom of front doorsills—a signature flourish you and your passenger will appreciate every time you get in.

SPECIFICATIONS

		QX50	QX50 AWD
POWER			
Engine			
3.7-liter (3,696cc) 24-valve V6, aluminum-alloy block and heads		•	•
Valvetrain			
Double overhead camshaft (DOHC), 4 valves per cylinder with microfinished camshafts. Continuously Variable Valve Timing Control System (CVTCS) optimizes opening of intake valves. Variable Valve Event and Lift (VVEL™) for intake valves improves performance, emissions and fuel efficiency		•	•
Intake System			
High-flow tuned induction system		•	•
Fuel Economy			
EPA Estimated Fuel Economy (mpg) ⁵ (city/highway)		17/24	17/24
Horsepower			
325 hp @ 7,000 rpm		•	•
Torque			
267 lb-ft @ 5,200 rpm		•	•
Transmission			
Electronically controlled 7-speed automatic with Adaptive Shift Control. Manual shift mode offers sequentially selectable manual gearshifts and Downshift Rev Matching		•	•
Snow mode helps driver control throttle response		•	•
Drive Type			
Rear-wheel drive		•	
Intelligent All-Wheel Drive (AWD)			•
HANDLING			
Steering			
Type	Vehicle-speed-sensitive power steering	•	•
Turning diameter	37.2 feet	•	
	38.8 feet		•
Suspension			
Front	Independent, double-wishbone with coil springs over shock absorbers, stabilizer bar	•	•
Rear	Independent, multi-link with coil springs over shock absorbers, stabilizer bar	•	•
Brakes			
Front/Rear	12.6 x 1.3-inch ventilated discs/12.1 x 0.6-inch discs; 4-wheel, 4-channel ABS	•	•
Wheels and Tires			
Standard	18 x 8.0-inch, 8-spoke aluminum-alloy wheels with 225/55R18 all-season tires	•	•
19" Tire & Wheel Package	19 x 8.5-inch, split 5-spoke aluminum-alloy wheels with 245/45R19 all-season tires	◦	◦
Spare tire	Temporary use	•	•

• Standard ◦ Available

	QX50	QX50 AWD
EXTERIOR		
Features		
Automatic on/off headlights	•	•
Integrated front fog lights	•	•
LED rear brake lights and center high-mounted stoplight	•	•
Power sliding tinted glass moonroof with one-touch auto-open/close, tilt feature and sliding sunshade	•	•
Aluminum roof rails	◦	◦
Integrated rear spoiler	•	•
UV-reducing solar glass	•	•
Power adjustable, heated outside mirrors with courtesy light under driver's mirror	•	•
Outside mirrors with reverse tilt-down feature	◦	◦
Speed-sensitive flat-blade front windshield wipers	•	•
Rear-window intermittent wiper	•	•
Rear-window defroster with indicator light and timer	•	•
Stainless steel front doorsill plates	•	•
Rear doors open a full 80 degrees for easier rear-seat entry and exit	•	•
Dual exhaust with polished finishers	•	•
INTERIOR		
Features		
INFINITI Intelligent Key with Illuminated Push Button Ignition	•	•
Dual Zone Automatic Temperature Control system	•	•
Advanced Climate Control System with auto-recirculation, Plasmacluster® air purifier and Grape Polyphenol Filter ⁷	◦	◦
Rear-seat heating and cooling vents in center console and ducts under front seats	•	•
Power windows with illuminated switches and front-window one-touch auto-up/down with auto-reverse feature	•	•
Power door locks with automatic locking feature	•	•
Retained accessory power for windows and moonroof	•	•
Sequential welcome lighting illuminated entry system and overhead ambient light	•	•
Front sun visors with illuminated vanity mirrors and extensions	•	•
Coat hanger on driver's head restraint	◦	◦
Overhead sunglasses storage	•	•
Dual overhead front map lights, rear-seat reading lights	•	•
Front seatback map pockets	•	•
Dual front and rear cup holders	•	•
Front center console with armrest, dual-level storage compartment and 12-volt power outlet	•	•
Front and rear carpeted floor mats	•	•
Cargo net tie-down anchors in cargo area	•	•
Seating and Trim		
Leather-appointed seating	•	•
8-way power driver's seat with adjustable lumbar support	•	•
4-way power front-passenger's seat	•	•
8-way power front-passenger's seat	◦	◦
Dual-occupant memory system for driver's seat, steering wheel and outside mirrors, linked to individual Intelligent Keys	◦	◦
Entry/exit assist for driver's seat and steering wheel	◦	◦
Heated front seats	•	•
60/40-split folding rear seatbacks	•	•
Power up-folding second-row seats	◦	◦
Black lacquer and aluminum interior trim	•	•
Maple interior accents	◦	◦
Leather-wrapped steering wheel and shift knob	•	•

• Standard ◦ Available

	QX50	QX50 AWD
INTERIOR (continued)		
Audio and Entertainment System		
6-speaker audio system, including AM/FM/CD with MP3 playback capability, Radio Data System (RDS) and speed-sensitive volume control	•	•
Bose® 11-speaker Premium Audio system, including AM/FM/CD/DVD with MP3 playback capability, Radio Data System (RDS) and speed-sensitive volume control	○	○
Streaming audio via Bluetooth® wireless technology ²	○	○
USB connection port for iPod® interface and other compatible devices ⁴	•	•
SiriusXM Satellite Radio ³	•	•
Illuminated steering wheel-mounted audio controls	•	•
Instrumentation and Driver Controls		
Fine Vision electroluminescent gauges	•	•
Tilt and telescopic steering column	•	•
Power tilt and telescopic steering column	○	○
Bluetooth® Hands-free Phone System ²	•	•
INFINITI Controller for audio, climate control, fuel economy, maintenance, and comfort and convenience features	•	•
7-inch color vehicle-information display	•	•
INFINITI Navigation System with touch-screen display, Lane Guidance and 3-D building graphics ¹²	○	○
INFINITI Voice Recognition for audio, navigation and vehicle-information systems	○	○
XM NavTraffic® with Real Time Traffic information provided by SiriusXM ³	○	○
XM NavWeather with Real Time Weather and 3-day forecast provided by SiriusXM ³	○	○
RearView Monitor ⁶	•	•
Around View® Monitor ⁶ and Front and Rear Sonar System ⁸	○	○
Auto-dimming inside mirror with HomeLink® Universal Transceiver	○	○
Cruise control with steering wheel-mounted switches	•	•
Intelligent Cruise Control (Full-Speed Range) ⁹	○	○
Analog clock	•	•

SAFETY FEATURES

Safety

	QX50	QX50 AWD
INFINITI Advanced Air Bag System (AABS) includes dual-stage front supplemental air bags with seat belt sensors and an occupant-classification sensor. Air bag inflation rate is adjusted depending on crash severity and seat belt usage. If the front-passenger's seat is empty, a sensor will deactivate the air bag ¹⁵	•	•
Driver and front-passenger side-impact supplemental air bags ¹⁵	•	•
Roof-mounted curtain side-impact supplemental air bags for front and rear-seat outboard occupant head protection ¹⁵	•	•
Front-seat Active Head Restraints (AHR)	•	•
3-point height-adjustable front seat belts with pretensioners and load limiters, driver's seat Emergency Locking Retractor (ELR) and passenger's seat ELR and Automatic Locking Retractor (ALR)	•	•
Second-row 3-point seat belts with ELR and ALR	•	•
Zone Body construction with reinforced passenger compartment and front and rear crumple zones	•	•
LATCH System (Lower Anchors and Tethers for CHildren) helps simplify proper installation of compatible child restraint seats	•	•
Electronic Brake force Distribution (EBD)	•	•
Brake Assist (BA) ¹⁸	•	•
4-wheel Anti-lock Braking System (ABS)	•	•
Blind Spot Warning (BSW) helps alert the driver to a vehicle detected in the blind spot area ¹¹	○	○
Forward Collision Warning (FCW). Using the QX50's sensors, this available feature helps alert the driver of an imminent collision by providing a visual and an audible warning ¹³	○	○
Intelligent Brake Assist (IBA). This available active safety feature continuously monitors and analyzes closing speeds to a vehicle ahead or to a stationary obstacle. If the driver does not adequately respond to the Forward Collision Warning and a collision cannot be avoided, IBA will automatically engage the brakes to help reduce collision speed and impact, thus mitigating the consequences of the accident ¹⁴	○	○
Lane Departure Warning (LDW) and Lane Departure Prevention (LDP) Systems. LDW sounds an audible warning when you start to drift out of your lane and LDP can lightly apply the opposite side brakes to help ease you back into the travel lane ¹⁰	○	○
Traction Control System (TCS)	•	•
Vehicle Dynamic Control (VDC) ¹⁹	•	•
Slide-away brake pedal assembly	•	•
Tire Pressure Monitoring System (TPMS) ²⁰	•	•
Security		
Remote keyless entry system with selective unlocking of driver's door or all doors	•	•
Remote power-opening of windows; closing via exterior door lock	•	•
INFINITI Vehicle Immobilizer System embeds an encoded transponder chip in the INFINITI Intelligent Key. The engine control computer will not allow the engine to start without the correct key and transponder	•	•
Vehicle Security System	•	•
HomeLink® Universal Transceiver offers control for compatible garage doors and home security systems	○	○

	QX50	QX50 AWD
OPTION PACKAGES		
Premium Package	o	o
Bose® 11-speaker Premium Sound system, including AM/FM/CD/DVD with MP3 playback capability, Radio Data System (RDS) and speed-sensitive volume control · Advanced Climate Control System with auto-recirculation, Plasmacluster® air purifier and Grape Polyphenol Filter ⁷ · Dual-occupant memory system for driver's seat, steering wheel and outside mirrors, linked to individual Intelligent Keys · Entry/exit assist for driver's seat and steering wheel · Outside mirrors with reverse tilt-down feature · Auto-dimming inside mirror with HomeLink® Universal Transceiver · Maple interior accents · Power tilt and telescopic steering column · Aluminum roof rails		
Premium Plus Package – Requires Premium Package.	o	o
INFINITI Navigation System with 8-inch WVGA color touch-screen display, Lane Guidance and 3-D building graphics ¹² · INFINITI Voice Recognition for audio, navigation and vehicle-information systems · XM NavTraffic® with Real Time Traffic information provided by SiriusXM ³ · XM NavWeather with Real Time Weather and 3-day forecast provided by SiriusXM ³ · Streaming audio via Bluetooth® wireless technology ² · Around View® Monitor ⁶ with Front and Rear Sonar System ⁸		
Deluxe Touring Package – Requires Premium Plus Package.	o	o
19 x 8.5-inch, split 5-spoke aluminum-alloy wheels with 245/45R19 all-season performance tires · Adaptive Front lighting System (AFS) with High Intensity Discharge (HID) xenon auto-leveling headlights · 2-way driver's seat power lumbar support · Coat hanger on driver's seat head restraint · 8-way power front-passenger's seat · Power up-folding 2nd-row seats · Premium stitching on meter hood		
Technology Package – Requires Deluxe Touring Package.	o	o
Intelligent Cruise Control (Full-Speed Range) ⁹ · Lane Departure Warning (LDW) and Lane Departure Prevention (LDP) ¹⁰ · Intelligent Brake Assist (IBA) ¹⁴ with Forward Collision Warning (FCW) ¹³ · Blind Spot Warning (BSW) ¹¹ · Aluminum pedals		
19" Tire & Wheel Package – Requires Premium or Premium Plus Package.	o	o
19 x 8.5-inch, split 5-spoke aluminum-alloy wheels with 245/45R19 all-season performance tires		
INDIVIDUAL OPTIONS²¹		
First Aid Kit and Cargo Area Protector ¹⁷	o	o
Rear Cargo Cover ¹⁷	o	o
Roof Rail Crossbars ¹⁷ (Requires Premium Package)	o	o
Splash Guards (4-piece set)	o	o
Stainless Steel Rear Bumper Protector	o	o

• Standard o Available

DIMENSIONS

Exterior

	QX50	QX50 AWD
Coefficient of drag	0.33	0.33
Overall length (inches)	186.8	186.8
Overall width (inches)	71.0	71.0
Overall height without roof rails (inches)	62.7	62.7
Overall height with roof rails (inches)	63.5	63.5
Wheelbase (inches)	113.4	113.4
Track width (inches)–Front	60.4	60.4
Track width (inches)–Rear	61.0	61.0

Interior

Headroom with moonroof–(inches) Front	38.7	38.7
Headroom with moonroof–(inches) Rear	37.7	37.7
Legroom (inches)–Front	44.3	44.3
Legroom (inches)–Rear	35.3	35.3
Shoulder room (inches)–Front	54.8	54.8
Shoulder room (inches)–Rear	55.0	55.0
Hip room (inches)–Front	52.9	52.9
Hip room (inches)–Rear	49.4	49.4

Weight and Capacity

Passenger volume (cubic feet)	96.8	96.8
Cargo volume (cubic feet)	18.6	18.6
Curb weight (lbs)	3,855	4,020
Weight distribution (percent)–Front/Rear	53/47	54/46
Fuel capacity (gallons)	20.0	20.0

This brochure is intended for general descriptive and informational purposes only. It is subject to change and does not constitute an offer, representation or warranty (express or implied) by Nissan North America, Inc. Interested parties should confirm the accuracy of any information in this brochure as it relates to a vehicle directly with INFINITI Retailer before relying on it to make a purchase decision. Nissan North America, Inc., reserves the right to make changes, at any time, without prior notice, in prices, colors, materials, equipment, specifications, and models and to discontinue models or equipment. Due to continuous product development and other pre- and post-production factors, actual vehicle, materials and specifications may vary from this brochure. Some vehicles shown with optional equipment. See the actual vehicle for complete accuracy. Availability and delivery times for particular models or equipment may vary. Specifications, options and accessories may differ in Hawaii, U.S. territories and other countries. For additional information on availability, options or accessories, see your INFINITI Retailer or visit INFINITI website.

1 Available on select models. **2** Availability of specific features is dependent upon the phone's Bluetooth® support. Please refer to your phone Owner's Manual for details. Bluetooth word mark and logos are owned by Bluetooth SIG, Inc., and any use of such marks by INFINITI is under license. See <http://www.infiniti.com/bluetooth> for details. **3** Required monthly subscriptions sold separately for each available SiriusXM feature after trial period, and are continuous until you call SiriusXM to cancel. Installation costs, one-time activation fee, other fees and taxes will apply. Each SiriusXM feature availability is dependent upon vehicle model, trim level, packaging, and/or options, and may only be available in select markets. Satellite Radio U.S. service, NavWeather service, and SiriusXM TravelLink services (if any of the foregoing features are equipped on vehicle) available only to those 18 or older in the 48 contiguous states and D.C. Fees and programming subject to change. Subscriptions governed by Customer Agreement available at siriusxm.com. ©2016 Sirius XM Radio Inc. Sirius, XM and all related marks and logos are trademarks of Sirius XM Radio Inc. **4** Driving is serious business and requires your full attention. If you have to use the connected device while driving, exercise extreme caution at all times so full attention may be given to vehicle operation. iPod is a registered trademark of Apple Inc. All rights reserved. iPod not included. **5** 2017 EPA Fuel Economy Estimates. MPG 17 city/24 hwy (QX50, QX50 AWD). Actual mileage may vary with driving conditions. Use for comparison only. **6** Parking aid/convenience feature. Cannot completely eliminate blind spots. May not detect every object and does not warn of moving objects. Always check surroundings and turn to look behind you before moving vehicle. **7** The Advanced Climate Control System with Plasmacluster air purifier helps scrub the air in the vehicle's interior. The system senses exterior odors, suppresses unpleasant interior odors, stops the inflow of external odors and helps keep the cabin smelling fresh, but does not always eliminate odors. **8** The Sonar System is a convenience, not a substitute for proper parking and/or backing procedures. Always check that it is safe to do so before moving vehicle. May not detect every object. **9** Intelligent Cruise Control is not a collision avoidance or warning device. Designed to use limited braking. Failure to apply the brakes could result in an accident. **10** The Lane Departure Warning/Lane Departure Prevention Systems operate only when the lane markings are clearly visible on the road. Speed limitations apply. See your Owner's Manual for more details. **11** Blind Spot Warning/Blind Spot Intervention Systems are not a substitute for proper lane change procedures. The systems will not prevent contact with other vehicles or accidents. They may not detect every vehicle or object around you. **12** Never program while driving. GPS mapping may not be detailed in all areas or reflect current road status. **13** FCW is intended to warn you before a collision occurs; it cannot prevent a collision. Speed and other limitations apply. See Owner's Manual for details. **14** IBA is not a collision avoidance system. It may not provide warning or braking in certain conditions. Never rely solely on IBA. **15** Air bags are only a supplemental restraint system; always wear your seat belt. Even with the occupant-classification sensor, rear-facing child restraints should not be placed in the front-passenger's seat. All children 12 and under should ride in the rear seat properly secured in child restraints, booster seats, or seat belts according to their size. Air bags will only inflate in certain accidents; see your Owner's Manual for more details. **16** Covered by INFINITI's Limited Warranty on Genuine INFINITI Accessories for the longer of 12 months/12,000 miles (whichever is earlier) or the remaining period under the 4-year/60,000-mile INFINITI New Vehicle Limited Warranty. Terms and conditions apply. See Warranty Information Booklet for details. **17** Cargo and load capacity limited by weight and distribution. Always secure all cargo. Heavy loading of the vehicle with cargo, especially on the roof, will affect handling and stability of the vehicle. **18** Brake Assist is only an aid to assist the driver and is not a collision warning or avoidance device. It is the driver's responsibility to be in control of the vehicle at all times. **19** VDC, which should remain on when driving except when freeing the vehicle from mud or snow, cannot prevent accidents due to abrupt steering, carelessness, or dangerous driving techniques. **20** TPMS is not a substitute for regular tire pressure checks. **21** May require additional options or option packages.

iPod is a registered trademark of Apple Inc. Bose is a registered trademark of Bose Corporation.