



# XF SALOON XF SPORTBRAKE



ENTER

swipe to interact

## “JAGUAR DESIGN ENCAPSULATES AN ILLUSTRIOUS RACING BLOODLINE.”

“XF’s compelling exterior changes enhance the vehicle’s sporting profile and exterior detailing, whilst its all new interior provides a sophisticated, crafted, contemporary experience. The latest technologies help keep you safe, connected, informed and entertained.”



**ADAM HATTON**  
EXTERIOR DESIGN DIRECTOR



BY APPOINTMENT TO  
HER MAJESTY THE QUEEN  
MANUFACTURERS OF  
MOTOR VEHICLES  
JAGUAR LAND ROVER LIMITED  
COVENTRY



BY APPOINTMENT TO  
HER MAJESTY THE DUKE OF EDIMBURGH  
MANUFACTURERS OF  
MOTOR VEHICLES  
JAGUAR LAND ROVER LIMITED  
COVENTRY



BY APPOINTMENT TO  
HER MAJESTY THE PRINCESS OF WALES  
MANUFACTURERS OF  
MOTOR VEHICLES  
JAGUAR LAND ROVER LIMITED  
COVENTRY



DESIGN

PERFORMANCE

TECHNOLOGY

PRACTICALITY  
AND SAFETY

YOUR XF



DESIGN

PERFORMANCE

TECHNOLOGY

PRACTICALITY  
AND SAFETY

YOUR XF



## **AS BALANCED AS IT IS BEAUTIFUL**

Strong, progressive shoulder lines. A wider front profile. Distinctive all-new, aero-optimised front bumper. New air intakes, foil-tipped grille and striking double 'J' blade headlights. It's clear that XF has been designed like no other. And is composed like no other.

Vehicles shown are from the Jaguar global range. Specifications, options and availability may vary between markets and should be verified with your local Jaguar Retailer. CO<sub>2</sub> and fuel economy figures may vary according to wheel fitment and optional extras fitted.

Features and their availability may differ by vehicle specification and market. Please refer to the Specification and Price Guide for details or contact your local Jaguar Retailer for more information.



DESIGN

PERFORMANCE

TECHNOLOGY

PRACTICALITY  
AND SAFETY

YOUR XF



## YOU CAN TELL IT'S AN XF, EVEN IN THE DARK.

XF's sleek, low profile headlights are a Jaguar signature. Up close, you'll notice the intricate, laser-etched monogram detailing, with Animated Directional Indicators\* sweeping across. From a distance, the illuminated double 'J' blades add to the car's undoubted presence. Even in the darkest of nights.

\*Linked feature.



DESIGN

PERFORMANCE

TECHNOLOGY

PRACTICALITY  
AND SAFETY

YOUR XF



## NO ORDINARY LOOKS. NO ORDINARY CAR.

There's real purpose in XF's design. The new air intakes and mesh grille add greatly to its poise and presence. Its power vents continue that, featuring embossed Jaguar leapers, a nod to our heritage. The overall impression is a design that delights and one that never fails to leave behind the ordinary.



DESIGN

PERFORMANCE

TECHNOLOGY

PRACTICALITY  
AND SAFETY

YOUR XF



## THE CAPACITY TO EXCITE

Performance, beauty and additional space all come together in one remarkable Sportbrake – the XF. Its rear proportions have been sculpted for aerodynamic performance. F-TYPE inspired tail lights further sharpen the rear profile, making for a distinct silhouette.

VEHICLE SHOWN: XF SPORTBRAKE HSE IN YULONG WHITE WITH OPTIONAL FEATURES FITTED (MARKET DEPENDENT)



DESIGN

PERFORMANCE

TECHNOLOGY

PRACTICALITY  
AND SAFETY

YOUR XF



**“SIGNATURE PIECES OF  
CRAFTSMANSHIP REIMAGINE  
OUR JAGUAR VALUES.”**

“Inside the all new XF beholds a truly eye-opening transformation. An interior epitomising a new luxury, fresh contemporary design and the very latest connected technology. Tactile driver controls reaffirm our performance DNA, while signature pieces of craftsmanship reimagine our Jaguar values in a modern context.

Jaguar is proudly back where we belong - beautiful interiors, lovingly crafted.”

A handwritten signature in black ink that reads "Alister Whelan." The signature is fluid and cursive.

**ALISTER WHELAN**  
INTERIOR DESIGN DIRECTOR



DESIGN

PERFORMANCE

TECHNOLOGY

PRACTICALITY  
AND SAFETY

YOUR XF



## **WELCOME TO A SOPHISTICATED NEW WORLD. YOURS.**

Inside XF, you're presented with an entirely new experience that is quite simply breathtaking. The harmonious interior contours flow effortlessly around the space. New seats, sumptuous materials, attention to such details as the leather-wrapped centre console and instrument panel set the tone. You're in a truly refined, welcoming and contemporary space. Just step inside. Settle in. And simply relax.



DESIGN

PERFORMANCE

TECHNOLOGY

PRACTICALITY  
AND SAFETY

YOUR XF



## WHAT SETS IT APART? EVERYTHING.

Within XF's driver-focused cabin, every millimetre enhances XF's premium aesthetic where functionality, beauty and tactile materials are evident throughout. Metallic interior finishers and the all-new Drive Selector, with cricket ball stitching, add to the undoubted allure.

Then, there's the technology. Sitting harmoniously in the fascia, a curved 11,4" high-definition Touchscreen together with Head-up Display\* not only looks superb, but also adds immensely to the drive.

\*Linked feature in some markets. Navigation directions on the windscreen only appear when Pivi Pro is fitted to the vehicle. All in-car features should be used by drivers only when safe for them to do so. Drivers must ensure they are in full control of the vehicle at all times.



DESIGN

PERFORMANCE

TECHNOLOGY

PRACTICALITY  
AND SAFETY

YOUR XF



**AFTER WE FINESSE THE DETAILS,  
WE FINESSE THE DETAILS.**

Taking inspiration from our past, our signature monogram pattern shapes the luxurious perforated fabric on the front seats, as well as being etched into the digital rotary dials on the centre console. It's an instantly recognisable, bespoke level of craft that can only be found in a Jaguar.



DESIGN

PERFORMANCE

TECHNOLOGY

PRACTICALITY  
AND SAFETY

YOUR XF



## **SETTLE BACK. YOU'RE IN A WORLD OF YOUR OWN.**

XF's flowing contours are crafted in your choice of premium materials, then finished in a lighter, richer tone or a darker, contrasting palette, depending on how you wish to accentuate the interior. An embossed Jaguar leaper adds a lavish touch to the headrests, whilst massage seating\* and the glow of the ambient lighting indulge you with a sense of calm.

\*Linked feature.



DESIGN

PERFORMANCE

TECHNOLOGY

PRACTICALITY  
AND SAFETY

YOUR XF

**POWER AND POISE. PERFECTLY BALANCED.**



DESIGN

PERFORMANCE

TECHNOLOGY

PRACTICALITY  
AND SAFETY

YOUR XF



## MILD-HYBRID - THE GREATER THE EFFICIENCY, THE GREATER THE DRIVE.

Beautifully engineered petrol and Mild Hybrid\* (MHEV) diesel engines are the beating heart of our cars. Our MHEV range builds on Stop/Start technology and also harvests deceleration energy for greater efficiencies. That potentially means an extra journey or two before filling up, whilst still giving you a choice of truly efficient diesel engines that fulfil the levels of exhilaration you desire.

\*Market dependent.

### MILD HYBRID ELECTRIC VEHICLE (MHEV) EFFICIENCY



With the MHEV harvested energy, you can expect improved fuel efficiency, taking you further.



DESIGN

PERFORMANCE

TECHNOLOGY

PRACTICALITY  
AND SAFETY

YOUR XF

## THREE THRILLING DRIVES FROM ONE THRILLING CAR

XF has several modes to choose from: Sport, Dynamic and Rain, Ice, Snow. The latter is the ideal configuration for bad weather due to its torque delivery control. Sport delivers higher revs and delayed shifts, whilst Dynamic Mode elevates performance, and readies you for an all-round more engaging drive. Selecting this mode also engulfs the cabin with a theatrical red glow from the ambient lighting.



DESIGN

PERFORMANCE

TECHNOLOGY

PRACTICALITY  
AND SAFETY

YOUR XF

## PERFECT FOR DRIVING IN THE REAL WORLD

Adaptive Dynamics\* modifies XF's response to match the conditions and your driving style. It does this by rapidly analysing acceleration, cornering, braking, and body movement, to then adjust the suspension damper settings to the most optimal balance between comfort and control. So the drive stays true, wherever the road takes you.

\*Linked feature.



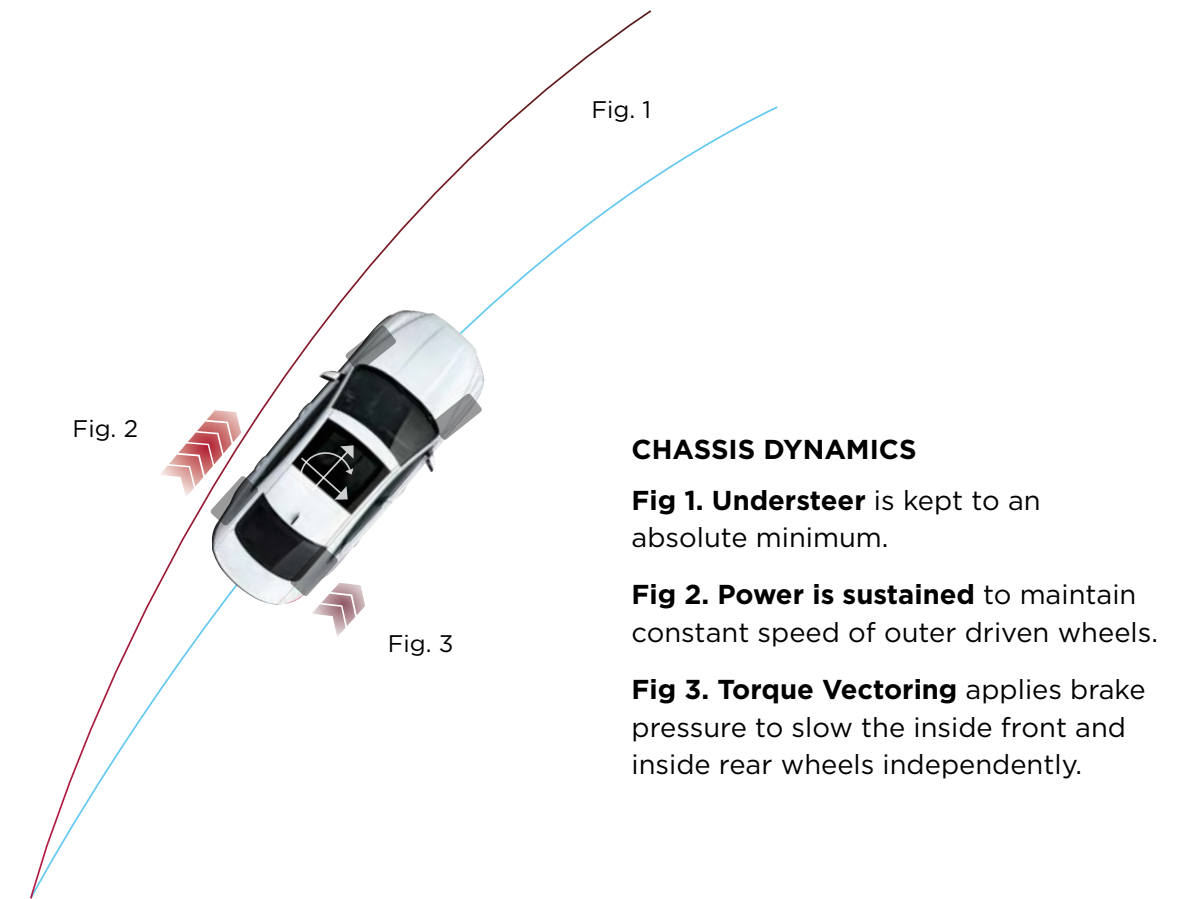
DESIGN

PERFORMANCE

TECHNOLOGY

PRACTICALITY  
AND SAFETY

YOUR XF



## PERFECT FOR LIFE'S TWISTS AND TURNS

When you enter a tight, challenging bend, XF's Torque Vectoring by Braking makes the difference. It uses the braking system to adjust the delivery of power to each of the rear wheels, boosting the vehicle's handling. Together with Dynamic Stability Control, it corrects understeer when cornering and helps ensure that your vehicle precisely follows your chosen path. Even in challenging weather conditions.



DESIGN

PERFORMANCE

TECHNOLOGY

PRACTICALITY  
AND SAFETY

YOUR XF

**ALL-WHEEL, ALL-WEATHER.**



Jaguar AWD with Intelligent Driveline Dynamics is unique among All Wheel Drive systems, because it is predictive. So it will detect a slippery surface before you do. If it thinks that you're about to lose grip, it shifts the torque to the wheels that have better traction to maintain control and composure. It's perfect on wet or muddy roads and at keeping you moving in snowy conditions.

Specialist snow and ice skills training, Jaguar dedicated off-road facility.



DESIGN

**PERFORMANCE**

TECHNOLOGY

PRACTICALITY  
AND SAFETY

YOUR XF



# A FULLY CONNECTED JOURNEY

## SIMPLICITY AS STANDARD

No more endless menus. No more fidgety commands. Pivi, Jaguar's impressive and seamless in-car infotainment system, enables you to do 80 percent of your usual tasks with just one or two taps. All on the home screen. Engineered around a smartphone-like interface, it features an intuitive 11,4" Touchscreen that allows you to go right to what's needed, when you need it. Plus, you can even connect your smartphone\* and enjoy your favourite compatible apps.



\*Compatible smartphones only. Your car is prepared for Apple CarPlay. The services offered by Apple CarPlay depend on feature availability in your country, please see [apple.com](https://apple.com) for more information. Your car is prepared for Android Auto. The services offered by Android Auto depends on feature availability in your country, please see [android.com](https://android.com) for more information.

All in-car features should be used by drivers only when safe for them to do so. Drivers must ensure they are in full control of the vehicle at all times. Pivi and InControl features, options, third party services and their availability remain market dependent - check with your Jaguar Retailer for local market availability and full terms. Mobile network connectivity cannot be guaranteed in all locations. Information and images displayed in relation to the InControl technology, including screens or sequences, are subject to software updates, version control and other system/visual changes depending on options selected.

## PREMIUM FUNCTIONALITY

Upgrade to Pivi Pro<sup>1</sup> and you'll enjoy fast start-up and even greater connectivity. With the Remote App<sup>2</sup> as standard, your XF is always in the palm of your hand. Preset your navigation, confirm your vehicle's location, check fuel levels and set the interior temperature – all before you've opened the car door. Along the way, intelligent re-routing can find you the best path to take, as well as updating parking availability, fuel price comparisons, café locations and traffic hotspots. Intelligent and intuitive, it also learns your regular and favourite routes, so that Smart Voice Guidance can make sure your song won't be interrupted with unnecessary instructions. A 12,3" Interactive Driver's Display<sup>3</sup> is optional, as is a Head-up Display<sup>4</sup>, which projects key information onto the windscreen in your line of sight, so you can focus on the road ahead.

<sup>1</sup>Linked feature. Connected Navigation will require further subscription after the initial term advised by your Jaguar Retailer. <sup>2</sup>Remote contains subscription services that can be extended after the initial term advised by your Jaguar Retailer. The Remote App will need to be downloaded from the Apple App Store/Google Play Store. <sup>3</sup>Linked feature. <sup>4</sup>Linked feature in some markets. Navigation directions on the windscreen only appear when Pivi Pro is fitted to the vehicle.



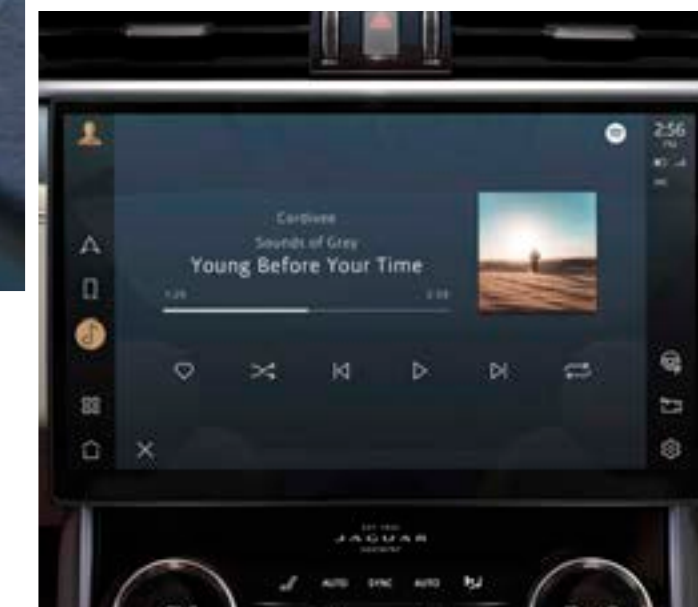
DESIGN

PERFORMANCE

TECHNOLOGY

PRACTICALITY  
AND SAFETY

YOUR XF



## ENTERTAINMENT FOR ALL

We know how important it is for you to stay connected. With Pivi Pro's Online Pack<sup>1</sup>, you can enjoy your favourite music streamed from multiple services, including Spotify, TunesIn and Deezer, right through your XF's speakers. As passengers, you can all take full advantage of the optional Wi-Fi Enabled with Data Plan<sup>2,3</sup>, streaming entertainment with up to 20GB of data per month. Whether that's browsing your socials, playing online games, or immersing yourselves in a movie.

<sup>1</sup>Linked feature. Fair use policy may apply. Standard 1 year subscription, which can be extended after the initial term advised by your Jaguar Retailer. <sup>2</sup>Linked feature. Fair use policy applies. After 20GB of data is used within a month, data speeds and functionality on vehicle may reduce for the rest of the month. For details of the Fair Usage Policy associated with this feature, please refer to the InControl Pivi Pro Terms at [jaguar.com/pivi-pro-terms](http://jaguar.com/pivi-pro-terms) <sup>3</sup>Playback time is dependent on streaming provider and the definition of the video content. HD video will significantly increase data usage.



## HOW DOES MUSIC MAKE YOU FEEL?

Music has the power to change your mood, evoke memories and affect your wellbeing. It can give you tingles or make you cry. It's why music and cars go so well together. Sitting behind the wheel, listening to your favourite artist, band or composer. It's your space. Your world. But what if you could do more than simply listen to the music? What if you could feel it, experience it, immerse yourself in it? What if you could make more of a connection with the music and enjoy a greater sense of acoustic involvement in your Jaguar?

British-based Meridian™ Audio are all about the musical experience – the very sense of being there. Their award-winning, precision-engineered audio systems are built on a lifetime of research into psychoacoustics (the science of how the human brain perceives sound) to deliver a performance that is so true to life, you feel every beat, every breath.

Meridian is a registered trademark of Meridian Audio Ltd. Trifield and the three fields device is a trademark of Trifield Productions Ltd.



DESIGN

PERFORMANCE

TECHNOLOGY

PRACTICALITY  
AND SAFETY

YOUR XF

# FEEL THE MUSIC WITH MERIDIAN™

Meridian's approach to in-car audio is all about managing the sound stage; intensifying the levels of depth, clarity and realism of the music, by using a combination of advanced acoustic technology and strategically positioned speakers.

Wherever you sit in the car, you'll get the same concert-quality sound. Each strike of the piano, every guitar pick, horn blast, chorus and melody reveals itself with precision and texture, just as the artist intended. It's intimate, dramatic and atmospheric - whether you're enjoying the twists and turns of an open road or stuck in rush-hour traffic.

[EXPLORE MERIDIAN](#)



8 SPEAKERS

## 1. SOUND SYSTEM

Gives new levels of realism to your favourite music with a combination of speakers, 6-channel amplifier, Audio Equalisation and Dynamic Volume Control.



12 SPEAKERS 1 SUBWOOFER 400W AMPLIFIER POWER

## 2. MERIDIAN SOUND SYSTEM

Brings detail and clarity to everyone in the car with strategically arranged speakers and a dual-channel subwoofer to deliver a full, sophisticated sound.



16 SPEAKERS 1 SUBWOOFER 650W AMPLIFIER POWER

## 3. MERIDIAN SURROUND SOUND SYSTEM

Enjoy an engaging, authentic concert hall experience as you're enveloped in the fullness and clarity of side, front and rear speakers seamlessly integrated using Trifield™ technology.

Visuals aim to represent the perceived placement of the musicians based on an occupant seated on the right side of the vehicle.



DESIGN

PERFORMANCE

TECHNOLOGY

PRACTICALITY  
AND SAFETY

YOUR XF

## PRACTICAL. TO THE LAST MILLIMETRE.

Loading up for the family holiday, everyone always brings more stuff than you ever thought imaginable. Simply place it in the spacious boot area and hit the road.



VEHICLE SHOWN: XF SPORTBRAKE WITH CYCLE CARRIERS



DESIGN

PERFORMANCE

TECHNOLOGY

**PRACTICALITY  
AND SAFETY**

YOUR XF



There's a generous 745 litres\* which will readily accommodate up to five suitcases, or a couple of excitable dogs, together with all the family's kit. And should you need even more space, don't worry - the 40:20:40 split-folding rear bench lets you collapse each seat separately.

\*Engine dependent.

**VEHICLE SHOWN: XF SPORTBRAKE HSE IN YULONG WHITE WITH OPTIONAL FEATURES FITTED (MARKET DEPENDENT)**



DESIGN

PERFORMANCE

TECHNOLOGY

**PRACTICALITY  
AND SAFETY**

YOUR XF



## OUT THERE IS IN HERE

Watch the skies fly by through XF Sportbrake's optional 1.6m<sup>2</sup> fixed panoramic roof, the largest single piece of roof glass in its class. It also introduces more light and a greater feeling of space.



DESIGN

PERFORMANCE

TECHNOLOGY

PRACTICALITY  
AND SAFETY

YOUR XF



## ITS STORAGE SPACE IS JUST AS EXCEPTIONAL

With a healthy 459 litres<sup>1</sup> of luggage space, XF Saloon is the perfect accompaniment to a quick weekend getaway. In the cabin, there are plenty of clever little spaces to stow smaller things, such as tablets and water bottles. And for your phone there's wireless charging and technology that boosts your signal<sup>2</sup>.

<sup>1</sup>Engine dependent. <sup>2</sup>Optional feature. Market dependent. Compatible smartphones only.

VEHICLE SHOWN: XF SALOON WITH RUBBER LOADSPACE MAT. JAGUAR LUGGAGE AVAILABLE TO BUY AT [SHOP.JAGUAR.COM](https://www.jaguar.com/shop)



DESIGN

PERFORMANCE

TECHNOLOGY

PRACTICALITY  
AND SAFETY

YOUR XF



## AN OPTIONAL EXTRA YOU CAN WEAR

The optional Activity Key\* is a great convenience feature. It's a waterproof and shockproof wristband you can use to lock, unlock and start your XF. So whether you are at the beach, in the mountains, enjoying sports or socialising with friends, simply leave your usual key fob at home and get on with what you're doing. It also doubles as a watch, and if you prefer you can add your own wrist strap.

\*Activity Key can be charged in approximately two hours, providing up to ten days battery life.



DESIGN

PERFORMANCE

TECHNOLOGY

**PRACTICALITY  
AND SAFETY**

YOUR XF



## NOW, YOU'VE GOT EYES IN THE BACK OF YOUR HEAD.

If the view out the rear of your XF Saloon is obscured, ClearSight interior rear view mirror\* is the perfect solution. Simply switch it on and stream live video from a camera that sits within the roof pod straight to your rear view mirror.

\*Optional feature. Saloon only. Subject to local regulations. If bifocal or varifocal users cannot easily adjust focus on the ClearSight digital rear view image, they may revert to rear view mirror mode at any time.



DESIGN

PERFORMANCE

TECHNOLOGY

**PRACTICALITY  
AND SAFETY**

YOUR XF



## **SAFE AND SOUND AS STANDARD**

Going from here to there should be as easy as it sounds, which is why XF includes a number of Driver Assistance features as standard. This includes Cruise Control, Emergency Braking, Driver Condition Monitor and Lane Keep Assist, as well as 3D Surround Camera, and Front and Rear Parking Aid. All of which can add greatly to your enjoyment of the car, with a 5-star Euro NCAP safety rating helping to protect you and your passengers.



DESIGN

PERFORMANCE

TECHNOLOGY

**PRACTICALITY  
AND SAFETY**

YOUR XF



### 3D SURROUND CAMERA

Fitted as standard, 3D Surround Camera helps you see more. New 3D exterior perspectives alongside a 360° overhead view of your vehicle help you manoeuvre with confidence.



## **BLIND SPOT ASSIST PACK**

To take the stress out of, say, motorway driving, our optional Blind Spot Assist Pack\* includes Blind Spot Assist and Rear Traffic Monitor for added safety when changing lanes, and Clear Exit Monitor to help passengers stay safe as they exit the vehicle.

## **DRIVER ASSIST PACK**

Driver Assist Pack contains Rear Collision Monitor and Adaptive Cruise Control which helps make motorway driving and heavy traffic situations even easier and more comfortable. It achieves this by gently assisting with acceleration and braking to maintain a set distance from vehicles ahead. Driver Assist Pack also includes the features of Blind Spot Assist Pack.

\*Blind Spot Assist can help prevent collisions. If your vehicle detects another car in your blind spot when you begin to change lanes, additional steering correction encourages you to guide your vehicle away if a potential collision is detected.

**FEATURE SHOWN: ADAPTIVE CRUISE CONTROL**



DESIGN

PERFORMANCE

TECHNOLOGY

**PRACTICALITY  
AND SAFETY**

YOUR XF



## EVERYONE CAN SEE THEY'RE SMART. EVEN ONCOMING TRAFFIC.

Premium LED headlights with signature DRL are fitted as standard, with the option to choose Auto High Beam Assist technology and front Animated Directional Indicators. The headlights produce a colour of light that is close to daylight, helping your eyes distinguish objects more easily and help reduce driver fatigue.

Optional Pixel LED headlights\* with signature DRL feature our most intelligent technology yet to provide even greater visibility. The Adaptive Front-lighting System optimises the beam according to your speed, location and current weather conditions. Additionally, the Adaptive Driving Beam automatically splits the main pool of light to help avoid dazzling oncoming drivers.

\*Linked feature.



DESIGN

PERFORMANCE

TECHNOLOGY

**PRACTICALITY  
AND SAFETY**

YOUR XF

## INNER STRENGTH BRINGS BETTER RESULTS



XF is formed from aluminium\* that is lightweight but exceptionally strong. Its five-star Euro NCAP rating bears testimony to that.

\*Up to 75 percent aluminium content based on volume for body structure excluding doors, bonnet and tailgate.



DESIGN

PERFORMANCE

TECHNOLOGY

**PRACTICALITY  
AND SAFETY**

YOUR XF



# WHICH XF ARE YOU?

## XF

The monogram-patterned grille mesh is tipped with Noble Chrome foil, emphasising the distinctive blend of elegance and performance. XF's smooth, layered surfacing draws attention to the edges of the car, following its wider front profile with large, sporty air intakes. The design is further enhanced by the low-profile headlights' double 'J' blades. Poise, power and elegance. Realised.

[EXPLORE THIS MODEL](#)



DESIGN

PERFORMANCE

TECHNOLOGY

PRACTICALITY  
AND SAFETY

YOUR XF



## XF R-DYNAMIC

How about something with a little more dynamism? R-Dynamic does exactly as its name suggests, building on XF's character with sport suspension\*, and additional features such as Shadow Atlas grille tips enhancing the exterior. Whilst sport seats, contrast stitching and a branded leather steering wheel add even more individuality to the interior.

[EXPLORE THIS MODEL](#)

\*Powertrain dependent.



DESIGN

PERFORMANCE

TECHNOLOGY

PRACTICALITY  
AND SAFETY

YOUR XF



# CREATE YOUR OWN



> BUILD YOUR OWN



> FIND A RETAILER



> COMPARE OUR VEHICLES



> KEEP ME INFORMED



DESIGN

PERFORMANCE

TECHNOLOGY

PRACTICALITY  
AND SAFETY

YOUR XF

## XF ACCESSORIES

Jaguar Accessories can be purchased through your Jaguar Retailer and added at any stage of the vehicle's life - not just when it's new. Jaguar approved accessories are designed, tested and manufactured to the same exacting standards as the original equipment fitted to your vehicle. For more information and to see the full list of accessories please visit [accessories.jaguar.com](https://accessories.jaguar.com). You can also include accessories when you configure your XF at [jaguar.com](https://jaguar.com)

[EXPLORE ACCESSORIES](#)



DESIGN

PERFORMANCE

TECHNOLOGY

PRACTICALITY  
AND SAFETY

YOUR XF



## THE JAGUAR COLLECTION

Our exclusive range of luxury clothing, accessories and gifts are inspired by our cars and their design.

**Jaguar junior ride-on car** - Created for kids and modelled on a real Jaguar. Complete with working front and rear LED lights, soft-touch seat and low-noise tyres. Takes 3 x AA batteries (not included). Suitable for children aged 18-36 months.

**Growler graphic cap** - A comfortable cotton cap with silicone Growler logo on the front. Features contrast panels with reflective piping, embroidered Jaguar wordmark to the rear, and Leaper branded adjuster.

**Stainless steel travel flask** - Inspired by Jaguar interiors, this smart travel flask features a start/stop ignition button to the lid, with an easy-grip finish.

**Pocket umbrella** - Handy travel umbrella. Aluminium construction with a soft-touch handle.

**Leather loop keyring** - Brushed metal keyring with leather loop. Pull and twist key lock mechanism.

**Performance sunglasses polarised** - High-performance polarised sunglasses for all your activities. Features Leaper logo to the corner of the lens.

[EXPLORE THE COLLECTION](#)



DESIGN

PERFORMANCE

TECHNOLOGY

PRACTICALITY  
AND SAFETY

YOUR XF

# THE WORLD OF JAGUAR

Follow us on:



Your Jaguar drives with an instinct for performance, refined through decades of innovative design and engineering. Power and agility are combined with elegance and grace to deliver a vehicle like no other, a showcase taken even further by Special Vehicle Operations. As a celebration of Jaguar, we've also created a range of experiences and the Jaguar Lifestyle Collection. Added to which, we've even returned to the track with Jaguar Racing. Delve into our world of fearless creativity.



> **BOOK AN EXPERIENCE**



> **SPECIAL VEHICLE OPERATIONS**



> **THE JAGUAR COLLECTION**



> **JAGUAR RACING**



DESIGN

PERFORMANCE

TECHNOLOGY

PRACTICALITY  
AND SAFETY

YOUR XF

# AT YOUR SERVICE

As well as providing a range of exclusive services and lifestyle products, the World of Jaguar makes owning and driving carefree and easy.

> **CUSTOMER SERVICE**

> **ROADSIDE ASSISTANCE**

> **FINANCIAL SERVICES**

> **FLEET & BUSINESS**

## **IMPORTANT NOTICE**

Jaguar Land Rover Limited is constantly seeking ways to improve the specification, design and production of its vehicles, parts and accessories and alterations take place continually. Whilst every effort is made to produce up-to-date literature, this brochure should not be regarded as an infallible guide to current specifications or availability, nor does it constitute an offer for the sale of any particular vehicle, part or accessory. Distributors and Retailers are not agents of Jaguar Land Rover Limited by any express or implied undertaking or representation.

## **COLOURS**

Image colours reproduced here are provided for illustrative purposes only. Colours are reproduced on-screen and may therefore vary compared to the actual finish. The company reserves the right to alter or withdraw any colour finish without notice. Some of these colours may not be obtainable in your country. Please check availability of colours and current specifications with your Jaguar Retailer. Distributors and Retailers are not agents of Jaguar Land Rover Limited and have absolutely no authority to bind Jaguar Land Rover Limited to any express or implied undertaking or representation.

## **ENVIRONMENTAL INNOVATION AT JAGUAR**

Jaguar is committed to reducing dependency on fossil fuels, using fewer natural resources and creating less waste as part of our approach to responsible and sustainable business development.

Search 'Jaguar Environmental Innovation' for more details.

Castrol EDGE Professional exclusively recommended by Jaguar.

The Bluetooth® word mark and logos are owned by the Bluetooth SIG, Inc. and any use of such marks by Jaguar Land Rover Limited is under license. iPhone and Apple CarPlay are trademarks is a trademark of Apple Inc., registered in the US and other countries.

The navigation system must always be used in conditions that will not affect the driver's ability to drive safely or affect the safety of other road users. Android Auto is a trademark of Google Inc.

Jaguar Land Rover Limited Registered Office:  
Abbey Road, Whitley, Coventry, CV3 4LF,  
United Kingdom  
Registered in England Number: 1672070

[jaguar.com](http://jaguar.com)

© Copyright Jaguar Land Rover Limited 2020



DESIGN

PERFORMANCE

TECHNOLOGY

PRACTICALITY  
AND SAFETY

YOUR XF



# XF SALOON XF SPORTBRAKE

TECHNICAL SPECIFICATION  
OCTOBER 2020



# XF SALOON - TECHNICAL SPECIFICATION

<b>POWERTRAIN</b>	<b>D200</b>	<b>D200 MHEV</b>	
Transmission	Automatic	Automatic	
Driveline: All Wheel Drive (AWD) or Rear Wheel Drive (RWD)	RWD	RWD	AWD
Maximum power (PS(kW)/rpm)	199 (146) / 4250	204 (150) / 4250	204 (150) / 4250
Maximum torque (Nm/rpm)	430 / 1750 - 2500	430 / 1750 - 2500	430 / 1750 - 2500
Capacity (cc)	1997	1997	1997
No. of cylinders/Valves per cylinder	4/4	4/4	4/4
Cylinder layout	Inline	Inline	Inline
Bore/stroke (mm)	83 / 92.3	83 / 92.3	83 / 92.3
Compression ratio (+/-0.5)	16.5	16.5	16.5
<b>PERFORMANCE</b>			
Acceleration (secs) 0-100 km/h (0-60mph)	7,6 (7,1)	7,6 (7,1)	7,8 (7,3)
Maximum speed km/h (mph)	235 (146)	235 (146)	230 (143)
<b>BRAKES</b>			
Front type	Single Piston Sliding Caliper, Vented Disc		
Front diameter (mm)	325	325	325
Rear type	Single Piston Sliding Caliper, Vented Disc		
Rear diameter (mm)	325	325	325
Park Brake	iEPB, motor on caliper		

# XF SALOON - TECHNICAL SPECIFICATION

<b>WEIGHTS (kg)*</b>	<b>D200</b>		<b>D200 MHEV</b>
Unladen weight (EU)**	1756	1810	1869
Unladen weight (DIN)†	1681	1735	1794
Gross Vehicle Weight (GVW)	2350	2350	2410
<b>TOWING (kg)</b>			
Unbraked trailer	750	750	750
Maximum towing	2000	2000	2000
Maximum coupling point (nose weight)	100	100	100
Maximum vehicle and trailer combination	4350	4350	4410
<b>ROOF CARRYING (kg)</b>			
Maximum roof load (including cross bars)	75	75	75

\*Weights reflect vehicles to standard specifications. Optional extras increase weight. \*\*Includes a 75kg driver, full fluids and 90% fuel. †Includes full fluids and 90% fuel.

# XF SALOON - TECHNICAL SPECIFICATION

<b>FUEL ECONOMY</b>			<b>D200</b>	<b>D200 MHEV</b>			
Fuel tank capacity - useable litres			66	66			
Diesel/Gasoline Particulate Filter (DPF/GPF)			■	■			
<b>NEDC EQUIVALENT (NEDC2)*</b>			<b>RWD</b>	<b>RWD</b>		<b>AWD</b>	
				Tyre Class A	Tyre Class B	Tyre Class A	Tyre Class B
NEDC2 Consumption	Urban	l/100km (mpg)	—	5,2 (54,3)	5,3 (53,3)	5,4 (52,3)	5,5 (51,4)
	Extra Urban	l/100km (mpg)	—	3,9 (72,4)	4,1 (68,9)	4,2 (67,3)	4,3 (65,7)
	Combined	l/100km (mpg)	TBC	4,4 (64,2)	4,5 (62,8)	4,7 (60,1)	4,7 (60,1)
NEDC2 CO <sub>2</sub> Emissions	Urban	(g/km)	—	136	140	144	146
	Extra Urban	(g/km)	—	103	107	111	113
	Combined	(g/km)	TBC	115	119	123	125
<b>WLTP**</b>							
WLTP Consumption	Low	l/100km (mpg)	—	6,2 - 6,7 (45,2 - 41,9)		6,7 - 7,2 (42,1 - 39,3)	
	Medium	l/100km (mpg)	—	5,1 - 5,6 (55,8 - 50,3)		5,7 - 6,2 (49,5 - 45,9)	
	High	l/100km (mpg)	—	4,2 - 4,8 (67,3 - 58,6)		4,7 - 5,2 (59,6 - 54,3)	
	Extra High	l/100km (mpg)	—	5,0 - 5,8 (56,1 - 48,9)		5,5 - 6,1 (51,6 - 46,0)	
	Combined	l/100km (mpg)	—	4,9 - 5,6 (57,2 - 50,6)		5,5 - 6,0 (51,8 - 47,2)	
WLTP CO <sub>2</sub> Emissions	Low	(g/km)	—	164 - 177		176 - 188	
	Medium	(g/km)	—	133 - 147		150 - 161	
	High	(g/km)	—	110 - 126		124 - 136	
	Extra High	(g/km)	—	132 - 152		144 - 161	
	Combined	(g/km)	—	130 - 146		143 - 157	

■ Standard — Not available.

Class A (17" and 18" wheels) Class B (19" and 20" wheels).

\*The figures provided are NEDC2 calculated from official manufacturer's WLTP tests in accordance with EU legislation. For comparison purposes only. Real world figures may differ. CO<sub>2</sub> and fuel economy figures may vary according to wheel fitment and optional extras fitted. NEDC2 are figures calculated using a Government formula from WLTP figures equivalent to what they would have been under the old NEDC test. The correct tax treatment can then be applied. \*\*WLTP is the new official EU test used to calculate standardised fuel consumption and CO<sub>2</sub> figures for passenger cars. It measures fuel, energy consumption, range and emissions. This is designed to provide figures closer to real-world driving behaviour. It tests vehicles with optional equipment and with a more demanding test procedure and driving profile. Figures are shown as a range under WLTP testing measures. The lowest figures refer to the most economical/lightest set of options. The highest figures refer to the least economical/heaviest set of options. WLTP legislation dictates that where there is <5g CO<sub>2</sub> variance between the lowest and highest figures, only the highest is declared.

# XF SALOON - TECHNICAL SPECIFICATION

<b>POWERTRAIN</b>	<b>P250</b>		<b>P300</b>
Transmission	Automatic		Automatic
Driveline: All Wheel Drive (AWD) or Rear Wheel Drive (RWD)	RWD	AWD	AWD
Maximum power (PS(kW)/rpm)	250 (184) / 5500	250 (184) / 5500	300 (221) / 5500
Maximum torque (Nm/rpm)	365 / 1300 - 4500	365 / 1300 - 4500	400 / 1500 - 4500
Capacity (cc)	1997	1997	1997
No. of cylinders/Valves per cylinder	4/4	4/4	4/4
Cylinder layout	Inline	Inline	Inline
Bore/stroke (mm)	83/92.3	83/92.3	83/92.3
Compression ratio (+/-0.5)	10.5	10.5	9.5
<b>PERFORMANCE</b>			
Acceleration (secs) 0-100 km/h (0-60mph)	6,9 (6,5)	7,0 (6,6)	6,1 (5,8)
Maximum speed km/h (mph)	250 (155)	240 (149)	250 (155)
<b>BRAKES</b>			
Front type	Single Piston Sliding Caliper, Vented Disc		
Front diameter (mm)	325 - 17" Wheel 350 - 18" Wheel	350	350
Rear type	Single Piston Sliding Caliper, Vented Disc		
Rear diameter (mm)	325	325	325
Park Brake	iEPB, motor on caliper		

# XF SALOON - TECHNICAL SPECIFICATION

<b>WEIGHTS (kg)*</b>	<b>P250</b>		<b>P300</b>
Unladen weight (EU)**	1735	TBC	1819
Unladen weight (DIN)†	1660	TBC	1744
Gross Vehicle Weight (GVW)	2290	2370	2370
<b>TOWING (kg)</b>			
Unbraked trailer	750	TBC	750
Maximum towing	1900	TBC	1900
Maximum coupling point (nose weight)	100	TBC	100
Maximum vehicle and trailer combination	4190	TBC	4270
<b>ROOF CARRYING (kg)</b>			
Maximum roof load (including cross bars)	75	TBC	75

\*Weights reflect vehicles to standard specifications. Optional extras increase weight. \*\*Includes a 75kg driver, full fluids and 90% fuel. †Includes full fluids and 90% fuel.

# XF SALOON - TECHNICAL SPECIFICATION

## FUEL ECONOMY

	P250	P300
Fuel tank capacity - useable litres	74	74
Diesel/Gasoline Particulate Filter (DPF/GPF)	■	■

## NEDC EQUIVALENT (NEDC2)\*

			RWD		AWD <sup>†</sup>	AWD	
			Tyre Class A	Tyre Class B		Tyre Class A	Tyre Class B
NEDC2 Consumption	Urban	l/100km (mpg)	8,9 (31,7)	9,2 (30,7)	8,3	9,1 (31,0)	9,2 (30,7)
	Extra Urban	l/100km (mpg)	5,8 (48,7)	5,9 (47,9)	6,0	6,3 (44,8)	6,4 (44,1)
	Combined	l/100km (mpg)	6,9 (40,9)	7,1 (39,8)	6,9	7,4 (38,2)	7,4 (38,2)
NEDC2 CO <sub>2</sub> Emissions	Urban	(g/km)	203	210	192	208	208
	Extra Urban	(g/km)	131	135	140	144	145
	Combined	(g/km)	157	162	159	167	168

## WLTP\*\*

WLTP Consumption	Low	l/100km (mpg)	12,1 - 12,7 (23,4 - 22,2)		—	13,0 - 13,1 (21,8 - 21,5)	
	Medium	l/100km (mpg)	8,1 - 9,0 (34,9 - 31,4)		—	8,8 - 9,4 (32,2 - 29,9)	
	High	l/100km (mpg)	6,8 - 7,5 (41,7 - 37,5)		—	7,3 - 8,1 (38,5 - 35,1)	
	Extra High	l/100km (mpg)	7,6 - 8,5 (37,2 - 33,1)		—	7,9 - 9,0 (35,8 - 31,5)	
	Combined	l/100km (mpg)	8,0 - 8,9 (35,2 - 31,8)		—	8,6 - 9,3 (32,9 - 30,2)	
WLTP CO <sub>2</sub> Emissions	Low	(g/km)	272 - 287		—	293 - 296	
	Medium	(g/km)	182 - 203		—	198 - 213	
	High	(g/km)	153 - 170		—	165 - 181	
	Extra High	(g/km)	171 - 192		—	178 - 202	
	Combined	(g/km)	181 - 200		—	193 - 211	

■ Standard — Not available.

Class A (17" and 18" wheels) Class B (19" and 20" wheels).

\*The figures provided are NEDC2 calculated from official manufacturer's WLTP tests in accordance with EU legislation. For comparison purposes only. Real world figures may differ. CO<sub>2</sub> and fuel economy figures may vary according to wheel fitment and optional extras fitted. NEDC2 are figures calculated using a Government formula from WLTP figures equivalent to what they would have been under the old NEDC test. The correct tax treatment can then be applied. \*\*WLTP is the new official EU test used to calculate standardised fuel consumption and CO<sub>2</sub> figures for passenger cars. It measures fuel, energy consumption, range and emissions. This is designed to provide figures closer to real-world driving behaviour. It tests vehicles with optional equipment and with a more demanding test procedure and driving profile. Figures are shown as a range under WLTP testing measures. The lowest figures refer to the most economical/lightest set of options. The highest figures refer to the least economical/heaviest set of options. WLTP legislation dictates that where there is <5g CO<sub>2</sub> variance between the lowest and highest figures, only the highest is declared. †The figures provided are NEDC calculated from official manufacturer's tests. For comparison purposes only. Real world figures may differ.

# XF SPORTBRAKE - TECHNICAL SPECIFICATION

<b>POWERTRAIN</b>	<b>D200 MHEV</b>	
Transmission	Automatic	
Driveline: All Wheel Drive (AWD) or Rear Wheel Drive (RWD)	RWD	AWD
Maximum power (PS(kW)/rpm)	204 (150) / 4250	204 (150) / 4250
Maximum torque (Nm/rpm)	430 / 1750 - 2500	430 / 1750 - 2500
Capacity (cc)	1997	1997
No. of cylinders/Valves per cylinder	4/4	4/4
Cylinder layout	Inline	Inline
Bore/stroke (mm)	83/92.3	83/92.3
Compression ratio (+/-0.5)	16.5	16.5
<b>PERFORMANCE</b>		
Acceleration (secs) 0-100 km/h (0-60mph)	7,8 (7,3)	8,0 (7,5)
Maximum speed km/h (mph)	230 (143)	230 (143)
<b>BRAKES</b>		
Front type	Single Piston Sliding Caliper, Vented Disc	
Front diameter (mm)	325	325
Rear type	Single Piston Sliding Caliper, Vented Disc	
Rear diameter (mm)	325	325
Park Brake	iEPB, motor on caliper	

# XF SPORTBRAKE - TECHNICAL SPECIFICATION

## WEIGHTS (kg)\*

## D200 MHEV

Unladen weight (EU)**	1870	1931
Unladen weight (DIN)†	1795	1856
Gross Vehicle Weight (GVW)	2390	2450

## TOWING (kg)

Unbraked trailer	750	750
Maximum towing	2000	2000
Maximum coupling point (nose weight)	100	100
Maximum vehicle and trailer combination	4390	4450

## ROOF CARRYING (kg)

Maximum roof load (including cross bars)	100	100
--	-----	-----

\*Weights reflect vehicles to standard specifications. Optional extras increase weight. \*\*Includes a 75kg driver, full fluids and 90% fuel. †Includes full fluids and 90% fuel.

# XF SPORTBRAKE - TECHNICAL SPECIFICATION

## FUEL ECONOMY

Fuel tank capacity - useable litres

66

Diesel/Gasoline Particulate Filter (DPF/GPF)

■

## D200 MHEV

## NEDC EQUIVALENT (NEDC2)\*

			RWD		AWD	
			Tyre Class A	Tyre Class B	Tyre Class A	Tyre Class B
NEDC2 Consumption	Urban	l/100km (mpg)	5,3 (53,3)	5,5 (51,4)	5,5 (51,4)	5,6 (50,4)
	Extra Urban	l/100km (mpg)	4,2 (67,3)	4,3 (65,7)	4,4 (64,2)	4,4 (64,2)
	Combined	l/100km (mpg)	4,6 (61,4)	4,7 (60,1)	4,8 (58,9)	4,9 (57,6)
NEDC2 CO <sub>2</sub> Emissions	Urban	(g/km)	141	144	145	147
	Extra Urban	(g/km)	109	114	115	117
	Combined	(g/km)	121	125	126	128

## WLTP\*\*

WLTP Consumption	Low	l/100km (mpg)	6,4 - 6,8 (44,2 - 41,3)		6,9 - 7,3 (41,2 - 38,8)	
	Medium	l/100km (mpg)	5,2 - 5,7 (53,9 - 49,2)		5,9 - 6,3 (48,2 - 45,1)	
	High	l/100km (mpg)	4,4 - 5,0 (63,5 - 56,6)		4,9 - 5,4 (57,1 - 52,8)	
	Extra High	l/100km (mpg)	5,4 - 6,1 (52,0 - 46,7)		5,9 - 6,4 (48,2 - 44,0)	
	Combined	l/100km (mpg)	5,2 - 5,8 (54,2 - 49,0)		5,7 - 6,2 (49,5 - 45,8)	
WLTP CO <sub>2</sub> Emissions	Low	(g/km)	168 - 179		180 - 191	
	Medium	(g/km)	137 - 150		154 - 164	
	High	(g/km)	117 - 131		130 - 140	
	Extra High	(g/km)	142 - 159		154 - 168	
	Combined	(g/km)	137 - 151		150 - 162	

■ Standard — Not available.

Class A (17" and 18" wheels) Class B (19" and 20" wheels).

\*The figures provided are NEDC2 calculated from official manufacturer's WLTP tests in accordance with EU legislation. For comparison purposes only. Real world figures may differ. CO<sub>2</sub> and fuel economy figures may vary according to wheel fitment and optional extras fitted. NEDC2 are figures calculated using a Government formula from WLTP figures equivalent to what they would have been under the old NEDC test. The correct tax treatment can then be applied. \*\*WLTP is the new official EU test used to calculate standardised fuel consumption and CO<sub>2</sub> figures for passenger cars. It measures fuel, energy consumption, range and emissions. This is designed to provide figures closer to real-world driving behaviour. It tests vehicles with optional equipment and with a more demanding test procedure and driving profile. Figures are shown as a range under WLTP testing measures. The lowest figures refer to the most economical/lightest set of options. The highest figures refer to the least economical/heaviest set of options. WLTP legislation dictates that where there is <5g CO<sub>2</sub> variance between the lowest and highest figures, only the highest is declared.

# XF SPORTBRAKE - TECHNICAL SPECIFICATION

<b>POWERTRAIN</b>	<b>P250</b>	<b>P300</b>
Transmission	Automatic	Automatic
Driveline: All Wheel Drive (AWD) or Rear Wheel Drive (RWD)	RWD	AWD
Maximum power (PS(kW)/rpm)	250 (184) / 5500	300 (221) / 5500
Maximum torque (Nm/rpm)	365 / 1300 - 4500	400 / 1500 - 4500
Capacity (cc)	1997	1997
No. of cylinders/Valves per cylinder	4/4	4/4
Cylinder layout	Inline	Inline
Bore/stroke (mm)	83/92.3	83 / 92.3
Compression ratio (+/-0.5)	10.5	9.5
<b>PERFORMANCE</b>		
Acceleration (secs) 0-100 km/h (0-60mph)	7,1 (6,7)	6,2 (5,9)
Maximum speed km/h (mph)	241 (150)	250 (155)
<b>BRAKES</b>		
Front type	Single Piston Sliding Caliper, Vented Disc	
Front diameter (mm)	325 - 17" Wheel 350 - 18" Wheel	350
Rear type	Single Piston Sliding Caliper, Vented Disc	
Rear diameter (mm)	325	325
Park Brake	iEPB, motor on caliper	

# XF SPORTBRAKE - TECHNICAL SPECIFICATION

<b>WEIGHTS (kg)*</b>	<b>P250</b>	<b>P300</b>
Unladen weight (EU)**	1801	1880
Unladen weight (DIN)†	1726	1805
Gross Vehicle Weight (GVW)	2330	2400
<b>TOWING (kg)</b>		
Unbraked trailer	750	750
Maximum towing	1900	1900
Maximum coupling point (nose weight)	100	100
Maximum vehicle and trailer combination	4230	4300
<b>ROOF CARRYING (kg)</b>		
Maximum roof load (including cross bars)	100	100

\*Weights reflect vehicles to standard specifications. Optional extras increase weight. \*\*Includes a 75kg driver, full fluids and 90% fuel. †Includes full fluids and 90% fuel.

# XF SPORTBRAKE - TECHNICAL SPECIFICATION

## FUEL ECONOMY

	P250	P300
Fuel tank capacity - useable litres	74	74
Diesel/Gasoline Particulate Filter (DPF/GPF)	■	■

## NEDC EQUIVALENT (NEDC2)\*

			RWD		AWD	
			Tyre Class A	Tyre Class B	Tyre Class A	Tyre Class B
NEDC2 Consumption	Urban	l/100km (mpg)	9,2 (30,7)	9,5 (29,7)	9,3 (30,4)	9,3 (30,4)
	Extra Urban	l/100km (mpg)	5,9 (47,9)	6,0 (47,1)	6,8 (41,5)	6,9 (40,9)
	Combined	l/100km (mpg)	7,1 (39,8)	7,3 (38,7)	7,7 (36,7)	7,8 (36,2)
NEDC2 CO <sub>2</sub> Emissions	Urban	(g/km)	209	216	211	211
	Extra Urban	(g/km)	133	137	155	156
	Combined	(g/km)	160	165	176	177

## WLTP\*\*

WLTP Consumption	Low	l/100km (mpg)	12,2 - 12,8 (23,1 - 22,0)	13,0 - 13,2 (21,7 - 21,4)
	Medium	l/100km (mpg)	8,3 - 9,2 (33,9 - 30,8)	9,1 - 9,6 (31,1 - 29,3)
	High	l/100km (mpg)	7,0 - 7,7 (40,1 - 36,6)	7,8 - 8,4 (36,4 - 33,8)
	Extra High	l/100km (mpg)	8,0 - 8,8 (35,2 - 32,0)	8,7 - 9,5 (32,7 - 29,7)
	Combined	l/100km (mpg)	8,3 - 9,1 (33,9 - 31,1)	9,0 - 9,7 (31,2 - 29,2)
WLTP CO <sub>2</sub> Emissions	Low	(g/km)	276 - 289	294 - 297
	Medium	(g/km)	188 - 206	205 - 217
	High	(g/km)	158 - 174	175 - 188
	Extra High	(g/km)	181 - 199	195 - 215
	Combined	(g/km)	188 - 205	204 - 218

■ Standard — Not available.

Class A (17" and 18" wheels) Class B (19" and 20" wheels).

\*The figures provided are NEDC2 calculated from official manufacturer's WLTP tests in accordance with EU legislation. For comparison purposes only. Real world figures may differ. CO<sub>2</sub> and fuel economy figures may vary according to wheel fitment and optional extras fitted. NEDC2 are figures calculated using a Government formula from WLTP figures equivalent to what they would have been under the old NEDC test. The correct tax treatment can then be applied. \*\*WLTP is the new official EU test used to calculate standardised fuel consumption and CO<sub>2</sub> figures for passenger cars. It measures fuel, energy consumption, range and emissions. This is designed to provide figures closer to real-world driving behaviour. It tests vehicles with optional equipment and with a more demanding test procedure and driving profile. Figures are shown as a range under WLTP testing measures. The lowest figures refer to the most economical/lightest set of options. The highest figures refer to the least economical/heaviest set of options. WLTP legislation dictates that where there is <5g CO<sub>2</sub> variance between the lowest and highest figures, only the highest is declared.

# XF SALOON - DIMENSIONS

**Vehicle Height** - 1456mm

**Headroom**

Maximum headroom with/without  
Panoramic roof fitted  
Front headroom 953/991mm  
Rear headroom 970/970mm

**Legroom**

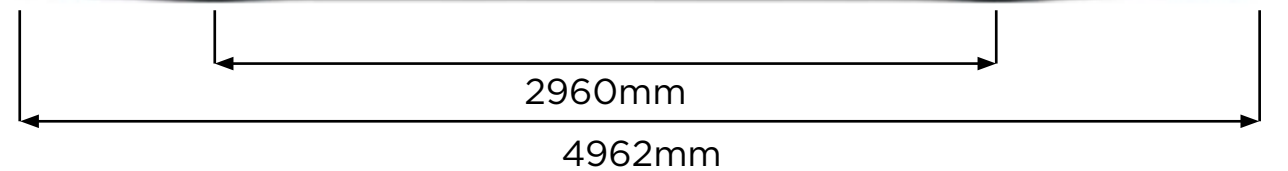

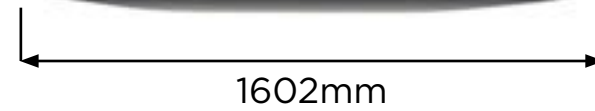
Maximum front legroom 1054mm  
Maximum rear legroom 957mm

**Loadspace Capacity\***

Height 687mm, Width 1203mm  
Loadspace width between arches 791mm  
Maximum loadspace volume behind first row  
Dry\*\* 672 litres, Wet+ 928 litres  
Maximum loadspace volume behind second row  
Dry\*\* 344 litres, Wet+ 459 litres

**Turning Circle**

Kerb-to-kerb 11,65m  
Wall-to-wall 12,0m  
Turns lock-to-lock 2,6



\*Loadspace capacity is reduced on MHEV models. \*\*Dry: Volume as measured with VDA-compliant solid blocks (200mm x 50mm x 100mm).

+Wet: Volume as measured by simulating the loadspace filled with liquid.

Dimensions were measured with vehicle at unladen weight.

# XF SPORTBRAKE - DIMENSIONS

**Vehicle Height** - 1494mm

**Headroom**

Maximum headroom with/without  
Panoramic roof fitted

Front headroom 989/991mm

Rear headroom 991/994mm

**Legroom**

Maximum front legroom 1054mm

Maximum rear legroom 957mm

**Loadspace Capacity\***

Height 635mm, Width 1089mm

Loadspace width between arches 1058mm

Maximum loadspace volume behind first row

Dry\*\* 1342 litres, Wet+ 1695 litres

Maximum loadspace volume behind second row

Dry\*\* 563 litres, Wet+ 716 litres

**Turning Circle**

Kerb-to-kerb 11,56m

Wall-to-wall 12,0m

Turns lock-to-lock 2,6



1602mm



1604mm



2960mm

4964mm

\*Loadspace capacity is reduced on MHEV models. \*\*Dry: Volume as measured with VDA-compliant solid blocks (200mm x 50mm x 100mm).

+Wet: Volume as measured by simulating the loadspace filled with liquid.

Dimensions were measured with vehicle at unladen weight.