


JENSEN



JENSEN

Coach Builders



1917 1918 1919 1920 1921 1922 1923 1924 1925 1926 1927 1928 1929 1930 1931 1932 1933 1934 1935 1936 1937 1938 1939 1940 1941 1942 1943 1944 1945 1946 1947 1948 1949 1950 1951 1952 1953 1954 1955 1956 1957 1958 1959 1960 1961 1962 1963 1964 1965 1966 1967 1968 1969 1970 1971 1972 1973 1974 1975 1976 1977 1978 1979 1980 1981 1982 1983 1984 1985 1986 1987 1988 1989 1990 1991 1992 1993 1994 1995 1996 1997 1998 1999 2000 2001 2002 2003 2004 2005 2006 2007 2008 2009 2010 2011 2012 2013 2014 2015 2016 2017 2018 2019 2020 2021 2022 2023 2024 2025


since 1875







Nothing has been spared in design or production to give the convertible quality in an elegant manner.



...the wonderful hands of man

The Jensen factory at West Bromwich, England is staffed by a large group of highly skilled automotive engineers and craftsmen. Some of them have been with us for 30 years or more, many of them have followed in their fathers' footsteps. Their combined talents make it possible to produce a truly remarkable hand-built quality car.

The Jensen Interceptor, whose body was styled by Vignale, can best be described as a sports touring car with adequate seating for four people, and trunk space to match. Safety, comfort, silence and good performance with reliability are the major factors behind the entire concept.

Although Italian designed coach-work, traditional English workmanship and American power might suggest otherwise, a great deal of the Jensen is made at West Bromwich. From the first welding of two pieces of steel which form the basic chassis structure, every effort is made to create a product of the highest quality — a car with a long and trouble free life giving the utmost in motoring satisfaction to its discriminating owner.

The all steel body is gas and CO₂ arc-welded to the chassis for maximum strength and rigidity. Special care is given to proper rust proofing followed by undersealing and hand rubbing and painting until the finish is to the highest standard.

Luxury and attention to detail are the keynotes to the Jensen interior. Upholstery using six carefully chosen matched hides is of the best Connolly English leather with deep Wilton carpet underfoot.

Careful attention has been given to the comprehensive instruments and controls, their easy access as well as smooth and effortless operation. Thus the Interceptor owner has at his fingertips control over a host of items including Power-Steering, Air Conditioning, Electric Windows, Rear Window De-misting, Electric Antenna and Electrically operated fuel filler flap. All Jensens have radio installed as standard with four speakers; 8-track stereo is also available.

Careful attention has also been paid to both heat and sound insulation to achieve the maximum in silence and comfort, regardless of road or climatic conditions.

The strength of the Interceptor is attested to by its unladen weight of 4040 lbs. Acceleration to 100 m.p.h. can be achieved in under 20 seconds. Top speed is in excess of 135 m.p.h. which, coupled with a firm but smooth and quiet suspension provides sparkling performance with a minimum of effort from the driver or the modern and powerful Chrysler V-8 engine and Torqueflite automatic transmission.

We produce 25 Jensens a week. This is a low figure but then our standards are high. Each car is in the hands of our craftsmen for 8 weeks. It costs a lot of money to make a car this way, but by the same token you get a lot of car for your investment.



6 complete hides of Connolly leather carefully selected for each Jensen — hand stitched and fitted seams.

All interior fittings are individually cut and sewn for each car. There's no mass production in this department.

Seats finished to custom specifications, including lambswool inserts, are ready and waiting for their scheduled car's arrival.


The new convertible top is hand fitted by our expert craftsmen.

Our final finish department gives a last bit of attention to achieve the magnificent lustre of the Jensen car.

A finished body is carefully motorized.

The complete body of both saloon and convertible models is carefully finished in the Jensen factory.





the JENSEN engine

Chrysler 90° Vee 8, O.H.V. with hydraulic tappets. Bore 4.32 in. Stroke 3.75 in. Cubic Capacity 440 cu. in. (7212 cc). Compression ratio 8.2:1. Crankshaft: Fully balanced. 5 main bearings. Fitted with torsional vibration damper. Lubrication system: Externally mounted rotor type pump with separate full flow filter. Fuel system: Mechanical pump. Filter in fuel line. Four-barrel carburetor with automatic thermostatically controlled choke. Flashing low fuel-level warning light operative below 3½ gallons (US). Tank capacity 24 gallons (US). Large capacity paper element air cleaner. Ignition: Automatic centrifugal and vacuum advance. Ballast resistor for initial spark boost. Cooling: High pressure (13 lb. sq. in.) system with pellet type thermostat. Twin thermostatically controlled electric cooling fans.

Refer to specification sheet for latest variations.


Leather covered safety type steering wheel.



Functional instrument panel.



Powerful ventilated four-wheel Girling disc brakes.



the COCKPIT

Luxury and attention to detail are the keynotes to the Jensen interior. Full instrumentation and warning light system. Electric door lock. Air conditioning.

Matching lambswool panels standard on American saloon.





above: Twin 5 $\frac{3}{4}$ " lights. Hand-formed and assembled radiator grille.

left: All cars fitted with electric rear window defroster, rubber protected bumper guards front and rear.

the Saloon

LUGGAGE COMPARTMENT

12 cu. ft. luggage space with spring loaded self-supported lid. Tamper proof — can only be opened by key and lever inside of door frame — completely carpeted — can be fitted with fire extinguisher. Spare wheel in special carrier underneath luggage compartment.



the Convertible







JENSEN IN TOKYO



JENSEN IN SYDNEY



JENSEN IN HONG KONG



JENSEN IN SAN FRANCISCO



JENSEN MOTORS LIMITED, Kelvin Way, West Bromwich, England Telephone 021-553-2041. Telex 33526
U.S. Correspondence JENSEN MOTORS INC. (WEST) 19200 Susana Road, Compton, California 90221 Telephone (213) 537-6860
(EAST) P.O. Box 8679, Baltimore-Washington Int'l Airport, Baltimore, MD. 21240 Telephone (301) 796-8484

ENGINE

Chrysler 90° V8 overhead valve with hydraulic tappets. Capacity 440 cu. in. (7212 cc)
Bore 4.32 in. (10.96 mm)
Stroke 3.75 in. (9.52 mm)
Compression ratio 8.2:1
Crankshaft:

Fully balanced. Five main bearings. Fitted with torsional vibration damper.

Lubrication system:

Externally mounted rotor type pump with separate full flow filter. Fuel system: Mechanical pump. Filter in fuel line. 4-barrel carburetor with automatic thermostatically controlled choke. Flashing low fuel level warning light operative below 3 gallons. Tank capacity 24 gallons (U.S.) (Convertible tank capacity 20 gallons.) Large capacity paper element air cleaner.

Cooling: High pressure (13 lbs psi) system with pellet type thermostat. Twin thermostatically controlled electric cooling fans.

Ignition: Electronic automatic centrifugal and vacuum advance. Ballast resistor for initial spark boost.

TRANSMISSION

Torqueflite Hi-Performance 3-speed automatic with torque converter. Overriding hold controls, kickdown and part throttle kickdown on first and second gears. Centrally mounted selector quadrant.

Overall ratios:

First 7.50

Second 4.44

Third 3.07

Reverse 6.74

Transmission oil cooler incorporated in radiator side tank. Open propeller shaft. Hypoid rear axle incorporating 'Powr Lok' limited slip differential. Axle ratio 3.07:1.

SUSPENSION

Front: Independent coil and wishbone with telescopic type dampers. Stabilizer bar. Rear: Semi-elliptic dual rate springs with rubber button interleaf separators. Armstrong telescopic dampers, Panhard rod.

Armstrong telescopic dampers, Panhard rod.

STEERING

Power assisted. 15 inch diameter leather covered steering wheel with 2 inch reach adjustment. 3.4 turns lock to lock. 17.1:1 ratio.

Turning circle 38 ft. Steering column lock.

WHEELS and TYRES

Aluminum alloy cast wheels with Pirelli GR 70 VR 15 tubed tyres suitable for sustained speeds up to 110 mph without increasing tyre pressure. Spare wheel in carrier underneath luggage compartment.

BRAKES

Hydraulically operated self-adjusting Girling ventilated disc brakes on all four wheels. Separate systems for front and rear brakes with tandem master cylinder and servo assistance. Load conscious valve in rear system to prevent rear wheel lock-up. Swept area 417 sq. in. Central hand lever operates self-adjusting brakes on rear wheels. Brake pad wear indicator.

ELECTRICAL EQUIPMENT

12v 60 amp alternator with six silicon rectifiers. Transistorized voltage regulator. Battery 66 a/h. Four 5¼ in. headlights. Side, side marker and rear lights. Back-up light operated by switch incorporated in gear selector

mechanism. Number plate, engine compartment and trunk illumination lights. Variable intensity instrument lighting. Self canceling turn indicators with warning lights. Red warning lights on door trailing edges. Hazard flashers. Interior lights with courtesy switches on doors and thermal delay. Illuminated electric clock. Cigar lighter. Twin-bladed two-speed self-parking electric windshield wipers with anti-lift blades. Electrically operated windshield washers. Windtone and air horns with changeover switch. Electrically operated fuel filler door. Driver controlled electric passenger door lock. Electrically operated hood and rear quarter lights. Electrically operated windows.

INSTRUMENTS

Speedometer, electric impulse type tachometer, battery condition indicator, oil pressure, coolant temperature and fuel gauges. Warning lights for high beam, low fuel, handbrake, brake fluid level and pad wear, oil pressure, fuel filler door and safety belts.

BODY

Steel body mounted on tubular chassis giving four-seat accommodation. Sundym glass. Adjustable interior and anti-dazzle safety rear view mirror. Front seat fitted headrests with detachable cushions. Connolly hide covered seats. (Lambswool inserts on saloon models.) Locking companion box and glove box. Covered pockets in rear armrests. Fire extinguisher. Luggage compartment with spring loaded self-supporting lid. Capacity 12 cu. ft. (.42 cu.m³)
Convertible equipped with power operated fully wool lined vinyl hood with two snap action clamps and zip-out rear window. Hood envelope incorporating inhibiting circuit to isolate hood raising mechanism.

SAFETY BELTS

Inertia reel single-handed lap and diagonal seat belts to front seats with warning light. Lap and diagonal inertia reel belts to rear seats.

HEATING and VENTILATION

Air Conditioning: Engine driven compressor with on/off switch and variable

temperature control to provide cool and dehumidified air to ventilation system. Heating: 4½ kw thermostatically controlled unit with ram action and two-speed booster fan. Windshield demister/defroster. High level intake. Ventilation: Four individually controllable fresh air inlets at face level delivering refrigerated or ambient temperature air.

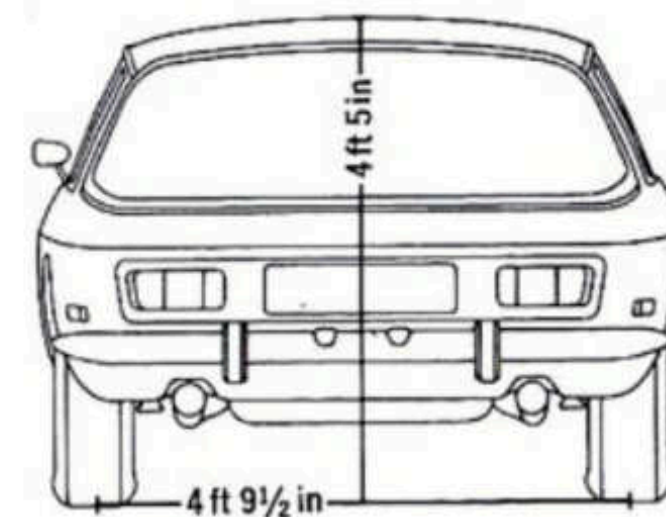
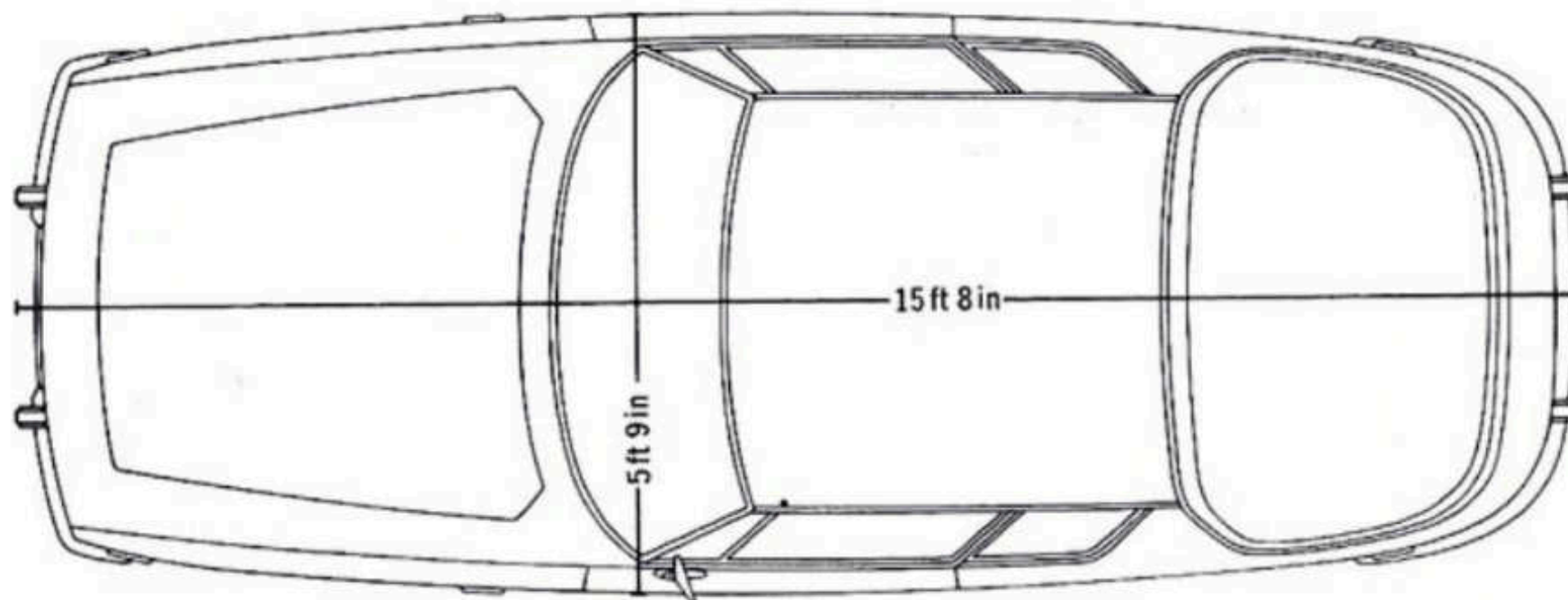
JACKING SYSTEM

Bevelift type system operating in conjunction with special lifting points.

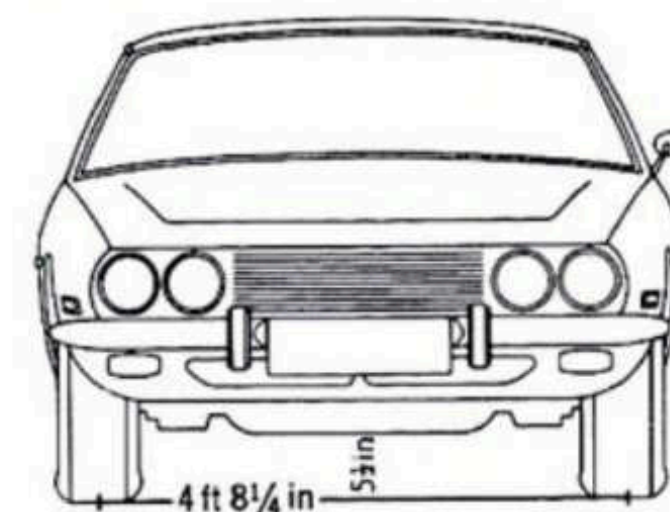
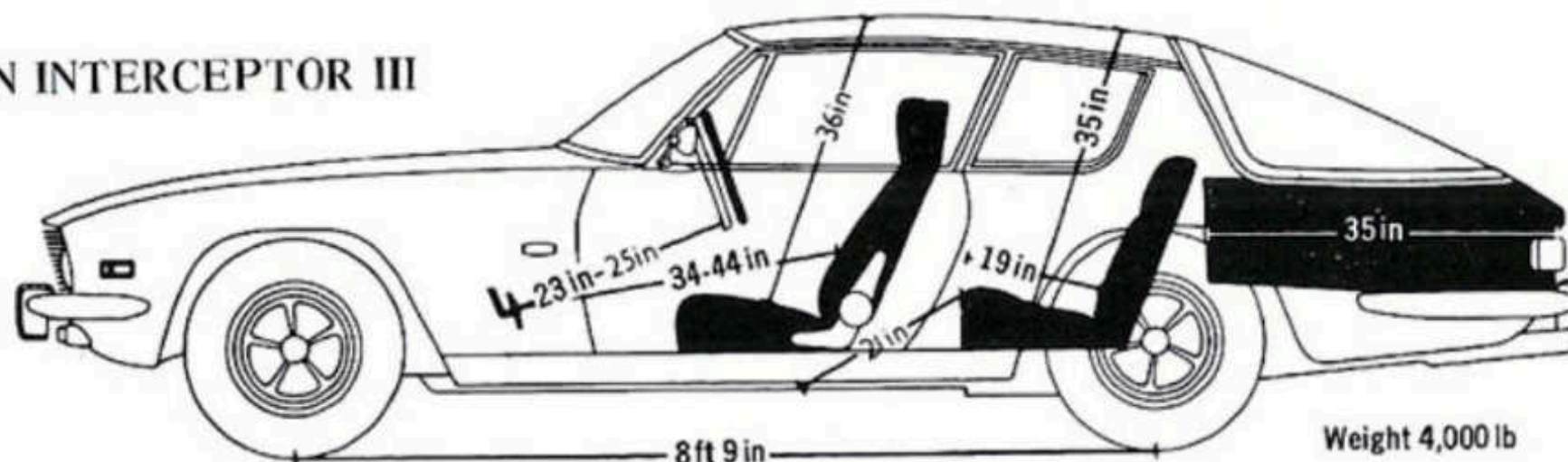
RADIO

Multiplex AM/FM stereo radio. 8 track stereo cartridge tape player with four speakers and balance control; electrically operated aerial with switch on console.

We reserve the right to alter details of prices, specifications, colours, or equipment without notice.



JENSEN INTERCEPTOR III



Printed in the U.S.A.

