

2022 ES





Can you see with your ears?

Can your fingertip put you
more in touch with the world?

Can hearing less of the road
help you enjoy more of it?



To craft the most amazing machines, you don't start with machines at all. You start with people.

The 2022 Lexus ES

ES F SPORT MODELS

The exhilarating ES F SPORT models, including the first-ever ES Hybrid F SPORT, feature styling and performance upgrades, such as exclusive bolstered sport seats and 19-inch wheels. For added performance, the ES 350 F SPORT also offers an Adaptive Variable Suspension system with Sport S+ mode.

ES 300h

Two lightning-fast electric motors combine with a potent 2.5-liter engine for the most powerful ES Hybrid yet. The most fuel-efficient among all non-plug-in luxury vehicles,² it features a 44-MPG combined estimate.³ Low-light pedestrian-detection technology⁴ and the world's first Mark Levinson^{®5} PurePlay sound system are available on all ES models.

ES 350

Experience a 302-horsepower, 3.5-liter direct injection V6 engine and precision-tuned Direct-Shift eight-speed automatic transmission with paddle shifters. Every ES model now features an intuitively positioned touchscreen display and a more advanced, class-leading standard Lexus Safety System+ 2.5.^{6,7} And, included across the ES line, you'll enjoy the convenience of Apple CarPlay^{®8} integration and Alexa⁹ compatibility.

ES 250 AWD

Pave your path with more confidence with all-wheel drive capability—and a 2.5-liter in-line four-cylinder engine for an impressive 28-MPG combined estimate.¹⁰ Featuring the same evocative design and seamless connectivity as its ES 350 counterpart, the ES 250 AWD delivers refined luxury for every season.

ES F SPORT shown in Ultra White¹ (left), ESh shown in Iridium¹ (middle), ES shown in Cloudburst Gray¹ (right)



ES F SPORT shown in Ultra White!



Informed by *omotenashi*, the Japanese art of hospitality, the ES welcomes you into a spacious and inviting cabin with class-leading rear legroom.⁶ Other interior comforts include an available power rear sunshade and supple semi-aniline leather-trimmed seats, which feature a caliber of leather derived from only a fraction of the world's hides.

ES shown with Acorn semi-aniline leather and Open-Pore Black interior trim




An available panorama glass roof¹¹ allows more light into the cabin than conventional moonroofs. Its unique outer-sliding design creates a seamless appearance while providing ample natural light and added rear headroom.

ES shown in Nightfall Mica



ES F SPORT shown in Iridium¹





ES shown in Iridium*



EXHILARATING PERFORMANCE

Offering three powerful engines, all-wheel drive capability and multiple F SPORT models, this is the most engaging ES ever.



Craftsmanship isn't only about creating the finest materials—it's about creating the most visceral experience behind the wheel. After years of research and exhaustive testing, one result is a robust 302-horsepower, 3.5-liter direct injection V6 engine. Further amplifying its performance, an eight-speed automatic transmission delivers intuitive responsiveness and seamless acceleration. Inspiring confidence at every curve, the ES 250 AWD features all-wheel drive capability and a potent 2.5-liter in-line four-cylinder engine. The ES line also includes more aggressive F SPORT models, including the first-ever F SPORT version of the powerful and fuel-efficient ES Hybrid. Paddle shifters are also featured on all models, putting the thrill of lightning-fast gear changes at your fingertips.

ES shown in Cloudburst Gray¹



**MORE CONFIDENCE.
MORE CONTROL.
MORE ROADS.**

With its low, wide stance and all-wheel drive capability, the ES takes your driving experience even further.

Explore more roads with more confidence with the all-wheel drive capability and highly responsive, fuel-efficient 2.5-liter in-line four-cylinder engine of the new ES 250 AWD. Recently introduced on the ES, this all-wheel drive system empowers drivers by delivering greater responsiveness and control in a variety of weather conditions. All while sharing the coupe-like styling, highly rigid chassis and low center of gravity of the other ES models.

**TWO POWER
SOURCES.
ONE EXHILARATING
DRIVE.**

Available for the first time as an F SPORT, this is the most powerful ES Hybrid yet and the most fuel-efficient Lexus ever.

Combining next-generation hybrid technology and a highly potent 2.5-liter engine, this is the best of everything the ES has to offer. Its battery is not only remarkably small and lightweight, but also strategically placed as close to the middle of the vehicle as possible for optimized front/rear weight distribution and a lower center of gravity. And with paddle shifters that deliver driving dynamics similar to the ES 250 AWD and ES 350, the ES Hybrid and new ES Hybrid F SPORT bring you closer to the road than ever before. Pairing powerful performance with a 44-MPG combined estimate,³ it isn't just the most fuel-efficient Lexus ever—it's the most fuel-efficient among all non-plug-in luxury vehicles,² period.

F SPORT PERFORMANCE

With agile handling, the ES F SPORT offers performance as dynamic as its style.

Inheriting the DNA of Lexus high-performance vehicles, the F SPORT versions of the ES 250 AWD, ES 350 and ES Hybrid feature a specially tuned suspension for greater agility. Taking performance to the next level, the ES 350 F SPORT offers the same next-generation Adaptive Variable Suspension system found on the LC for reduced body roll and maximum responsiveness. And, complementing its thrilling performance, it emits an even more throaty engine note at higher rpm.




ES F SPORT shown in Iridium¹



ES F SPORT shown with Circuit Red NuLuxe^{®12} and Hadori Aluminum interior trim

F SPORT STYLING

From sliding gauges inspired by the world-renowned LFA supercar to Circuit Red-trimmed sport seats with enhanced bolsters, every aspect of the ES F SPORT interior is designed to ignite your senses. The sport steering wheel features the same varied grip profile used in the high-performance LC for optimal control. Strikingly styled from the ground up, the ES F SPORT models also feature exclusive 19-inch wheels with a daring Gloss Black finish.





ES shown in Matador Red Mica



Built on a highly rigid platform, the ES features a dynamic stance and a sleek, coupe-like silhouette inherited from the flagship LS. Elevating illumination to an art form, the ES demands a double-take with more distinctive available ultra-compact Premium Triple-Beam LED headlamps, sleek LED taillamps, and daytime running lights adorned with the signature L shape.

EVOCATIVE DESIGN

With a long, wide and athletic stance, as well as a sleek new grille design, the ES is captivating from every angle.





BOLDLY STYLED.
*METICULOUSLY
REFINED.*

With sculpted character lines and more striking headlamps, the 2022 ES pairs daring exterior design with innovative engineering for a dynamic yet refined ride. Boasting an incredibly low center of gravity and a forward-leaning stance, the ES doesn't just make you feel more connected to the road, it helps you hear less of it. Building on the sound-dampening capabilities of the flagship LS, the ES features numerous components that minimize engine vibration and significantly reduce road noise, allowing you to focus on what matters most—the drive.



Exclusively available on the ES F SPORT, the *Hadori* Aluminum trim is inspired by a traditional Japanese sword-making technique. Our Lexus *takumi* master craftsmen exhaustively researched the centuries-old process, and then developed a special polishing technique to mimic the design. The result? A one-of-a-kind interior trim with exceptional depth and luster. Complementing this ornamentation, intricate hand-stitching on the dash provides a unique tactile quality and dimension that elevate the interior even further.



CRAFTSMANSHIP BORN FROM IMAGINATION

*Every curve, innovation and feeling
is a product of mastery.*

From the hand-stitching on the dash to the available *Hadori* Aluminum accents and three-dimensional quilted seat design, this is the epitome of unconventional craftsmanship. In addition to the new distinctive Open-Pore wood trims, the ES inherits the precision-crafted steering wheel found in the uncompromising LS. By measuring the distribution of palm pressure on multiple points of the wheel during countless hours of test-driving, its unique shape was created to provide the most natural grip regardless of hand position. And pairing optimal performance with optimal comfort, this unrivaled wheel offers heating around its entire circumference.



LUXURY, CENTERED AROUND YOU

Experience where refinement and innovation combine in a driver-centric cockpit and the largest available touchscreen in its class.⁶

With contemporary styling and cutting-edge technology, the ES offers a refreshing point of view on modern luxury. Discover thoughtful amenities like 10-way power-adjustable seats with available heating and ventilation, designed to envelop you and connect you to the road. Unlike conventional ventilated seats, these pull air directly from the climate-control system to more effectively and efficiently cool you. These refined luxuries are complemented by numerous expressions of modern style and technology—from a new, intuitively positioned available 12.3-inch touchscreen display to available ambient lighting that accentuates the sculpted lines throughout the cabin.



ESh shown with Palomino semi-aniline leather and Open-Pore Brown Walnut interior trim



The ultimate expression of the ES, the ES Hybrid builds upon its bold exterior styling with a sleek, concealed exhaust. Providing an incredibly refined ride, the rigid platform and Lexus-first Hybrid-Acoustics offer unprecedented sound-dampening measures, such as high-precision noise-canceling technology, to ensure the quietest drive possible. And a Super Ultra-Low Emission Vehicle certification means it produces fewer smog-forming emissions than conventionally powered vehicles.¹³

ESh shown in Cloudburst Gray¹



ESh shown with Apple CarPlay[®] integration and Palomino semi-aniline leather interior trim



Accessed through a new, convenient touchscreen display, the ES offers numerous breakthroughs, from Alexa⁹ compatibility and Android Auto^{TM14} to the world's first Mark Levinson PurePlay sound system. With the most advanced soundstage technology available in a Lexus, this system features speakers placed higher within the cabin to reduce reflections as well as create tonal synergy and nuances not found in any other vehicle. The result: audio that's not only heard, but experienced like never before.

EMPOWERING TECHNOLOGY

Featuring an all-new touchscreen, innovations like Apple CarPlay integration and Android Auto, and offering class-exclusive audio technology,⁶ the ES helps keep you more connected than ever before.



PEACE OF MIND, STANDARD

Introducing Lexus Safety System+ 2.5, a class-leading integrated suite of the most advanced standard active safety equipment ever included in a Lexus ES.^{6,7}

PRE-COLLISION SYSTEM WITH PEDESTRIAN DETECTION

With enhanced radar and camera capabilities, this system¹⁵ now features left-turn intersection detection of a pedestrian or vehicle. It can also help detect the vehicle ahead, a preceding bicyclist in daytime, and a preceding pedestrian in daytime and low-light conditions. Should it detect a potential frontal collision, it can help provide steering assist and can help automatically brake to help mitigate or avoid a collision.

LANE TRACING ASSIST

When All-Speed Dynamic Radar Cruise Control¹⁶ is enabled, this hands-on system¹⁷ monitors visible lane markings and can recognize vehicles ahead. To help the driver keep their vehicle centered in the lane, it can provide steering assistance. Designed for convenience, the system can even be used in traffic and on highways with gradual curves.

LANE DEPARTURE ALERT WITH STEERING ASSIST

This system¹⁸ utilizes a camera to monitor visible lane markings. If an inadvertent lane departure is detected at speeds above 32 mph, the system is designed to warn you so that you can steer back into the lane, and can even take slight corrective measures to help keep you within your visibly marked lane.

ROAD SIGN ASSIST

This system¹⁹ uses a built-in camera to help provide road sign information in the instrument panel. In addition to displaying speed limit information, the system can alert you of certain detected signs you otherwise might have missed.

ALL-SPEED DYNAMIC RADAR CRUISE CONTROL

This system¹⁶ helps detect an upcoming curve and may lower your speed accordingly. It also helps you maintain a preset speed and following distance from the vehicle ahead. Whether at highway speeds or in stop-and-go traffic, the system is designed to detect if you get closer than the preset distance and can automatically slow your vehicle—even to a complete stop.

INTELLIGENT HIGH BEAMS

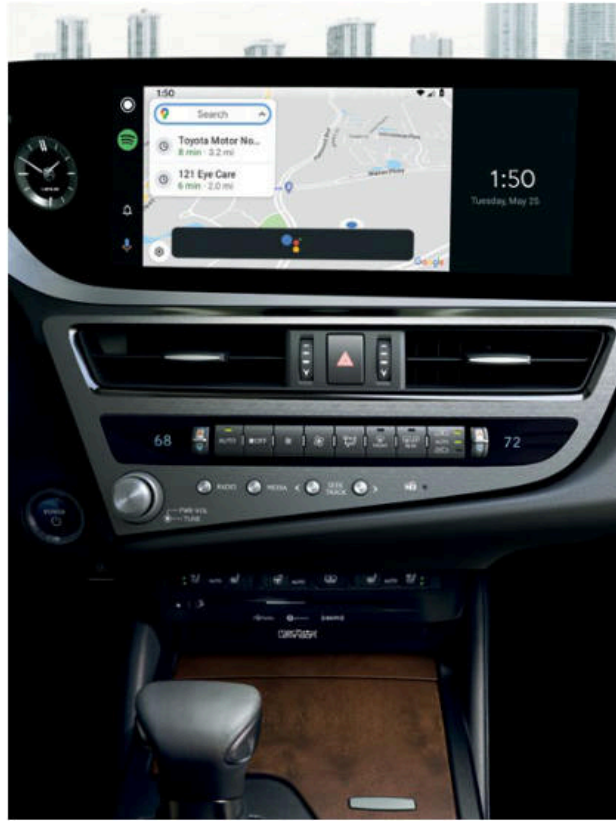
To help provide greater visibility for you as well as other drivers, Intelligent High Beams²⁰ offer added illumination to help keep you focused on the road. When the road ahead is clear, the system defaults to high-beam mode, then temporarily switches to low beams when it detects the headlamps or taillamps of vehicles ahead.





In addition to class-leading standard Lexus Safety System+ 2.5,^{6,7} the ES features a Blind Spot Monitor²¹ to help you safely switch lanes and an Adaptive Front Lighting System²² to seamlessly illuminate curves as you steer.

ES F SPORT shown in Ultra White¹



INNOVATION AT YOUR FINGERTIPS. AND BEYOND.

ANDROID AUTO

With Android Auto,^{TM14} you can seamlessly cast your device's interface onto the vehicle's new touchscreen display. Play your music via your favorite apps such as Spotify^{®23} and Pandora,[®] send messages through a range of commonly used apps like WhatsApp,^{®24} navigate with Google Maps,²⁵ and request information—all with your voice. Just say "Hey Google" to get started. For added convenience, Android Auto can also help shorten your commute by automatically finding alternate routes if it detects heavy traffic.

ALEXA

Bring all the convenience of Alexa[®] on the road with the Lexus app. Using only your voice, you can easily access thousands of the same functions you get with Alexa at home. Listen to audiobooks, stream Amazon Music,⁹ make lists, check the weather, get news briefings and much more. You can also use it to control compatible smart-home devices²⁶ such as lighting, thermostat and security systems. Offering added in-vehicle convenience, Alexa can even sync to your Navigation System.²⁷

APPLE CARPLAY

With Apple CarPlay^{®8} integration, you can access the same familiar interface from your iPhone^{®28} through the vehicle's multimedia display. Simply connect your iPhone to get directions, make calls, send and receive messages via Siri,^{®29} and get access to your favorite apps like Waze,TM Spotify and Apple Audiobooks.^{TM30}

HEAD-UP DISPLAY

The available 10.2-inch full-color Head-Up Display can project key information including speed, current gear and rpm onto the windshield. Display information can also be adjusted to suit the driver.

PANORAMIC VIEW MONITOR

This available system³¹ utilizes four high-resolution cameras mounted on the front, sides and rear of the vehicle to give you a bird's-eye view of the near environment. Moving View and See-Through View options create a composite image of the vehicle's surroundings as on-screen guides assist with parking and tight maneuvering. The advanced Panoramic View Monitor is also linked to the Rear Cross-Traffic Braking system,³² which is designed to help you avoid a potential collision with a static object, or even a pedestrian.

HANDS-FREE POWER TRUNK

The available power open/close trunk with kick sensor can be operated using a button on the key fob, the trunk lid or next to the steering wheel. For added convenience when your hands are full, the open/close function can be performed by waving your foot under the rear bumper.

LEXUS ENFORM

Lexus Enform³³ elevates connected technology and provides concierge-level convenience. From emergency assistance and onboard Wi-Fi³⁴ to the ability to start your engine remotely³⁵ using your smartphone, smartwatch, the Lexus Skill for Alexa,⁹ or the Lexus Action on Google,²⁵ our premium suite of connected technology offers peace of mind with every drive.

DELIVERY AND TECHNOLOGY SPECIALISTS

To help you get the most out of these and other features in your new Lexus, a Vehicle Delivery Specialist will walk you through nearly every setting and function you desire. And to answer questions that arise after delivery, a Vehicle Technology Specialist can offer expert guidance in person or without you ever leaving the driveway via camera-enabled apps like FaceTime.[®] Learn more about these complimentary services at lexus.com/specialists.

ES STYLES



ES 250 AWD

Standard features:

203-horsepower in-line 4 engine

SmartAccess^{36,37} with push-button Start/Stop

Drive Mode Select

A Paddle shifters

Power moonroof

Lexus Multimedia System³⁸ with 8.0-in touchscreen display

Lexus 10-speaker Premium Sound System

Lexus Enform Remote.³⁵ Accessible via Lexus app; works with Alexa⁹ and Hey Google.²⁵ Included for the first three years of ownership.

Lexus app (Enform Remote³⁵ engine start, service scheduling, Vehicle Health Reports/Alerts, and more)

Lexus Enform Wi-Fi.³⁴ 4GB/three-month trial is included.

Alexa⁹ compatibility

Apple CarPlay³⁸ integration

Android Auto^{TM14} compatibility

Bluetooth³⁹ and USB⁴⁰ smartphone connectivity

Subscription-free Traffic and Weather updates via HD Radio^{TM41}

Voice Command

Color LCD multi-information display

Dual-zone climate control with interior air filters, smog sensor and automatic recirculation mode

Perforated NuLuxe[®] interior trim

10-way power-adjustable front seats

Bi-LED headlamps

LED taillamps and daytime running lights

Backup camera with dynamic gridlines⁴²

Blind Spot Monitor²¹ with Rear Cross-Traffic Alert⁴³

Vehicle Stability Control⁴⁴

10 standard airbags⁴⁵

Lexus Safety System+ 2.5⁷ (Pre-Collision System with Pedestrian Detection,¹⁵ Lane Tracing Assist,¹⁷ Lane Departure Alert with Steering Assist,¹⁸ Road Sign Assist,¹⁹ All-Speed Dynamic Radar Cruise Control¹⁶ and Intelligent High Beams²⁰)

Lexus Enform Safety Connect.⁴⁶ Included for the first three years of ownership.

Lexus Enform Service Connect.⁴⁷ Included for the first 10 years of ownership.

Complimentary maintenance services.⁴⁸ (Please refer to the *Warranty and Services Guide* for details.)



ES 250 LUXURY AWD

Includes ES 250 AWD features and Premium Package, plus:

Performance dampers

Quilted and perforated semi-aniline leather interior trim

Heated wood and leather steering wheel

Wireless charger⁴⁹

Wood trim with ambient lighting

Driver's-seat power cushion extender

14-way power-adjustable driver's seat

Power rear sunshade



ES 250 ULTRA LUXURY AWD

Includes ES 250 Luxury AWD features, and adds or replaces:

Intuitive Parking Assist with Auto Braking,⁵⁰ Rear Pedestrian Detection⁵¹ and Panoramic View Monitor³¹

Heated wood- and leather-trimmed steering wheel, windshield wiper de-icer and fast-response interior heater

Navigation System²⁷ with 12.3-in touchscreen multimedia display

Power rear sunshade with manual rear-door sunshades

Power open/close trunk with kick sensor

Lateral performance dampers

Head-Up Display (special order only)



ES 350

Includes ES 250 AWD features, and replaces:

302-horsepower V6 engine




ES 350 LUXURY

Includes ES 350 and ES 250 Luxury AWD features.



ES 350 ULTRA LUXURY

Includes ES 350 and ES 250 Ultra Luxury AWD features.



ES 300h

Includes ES 250 AWD features, and adds or replaces:

215-total-system-horsepower hybrid engine

Hybrid-Acoustics sound dampening

Concealed exhaust

Rear spoiler



ES 300h LUXURY

Includes ES 300h and ES 250 Luxury AWD features.



ES 300h ULTRA LUXURY

Includes ES 300h and ES 250 Ultra Luxury AWD features.

ES F SPORT STYLES



ES 250 F SPORT AWD

Includes ES 250 AWD features and Premium Package, and adds or replaces:

F SPORT 19-in split-five-spoke alloy wheels with Gloss Black finish

F SPORT suspension tuning

Lateral performance dampers

Active Noise Control

A Rear spoiler

F SPORT interior details including *Hadori* Aluminum trim, aluminum pedals and black headliner

F SPORT bolstered heated and ventilated front seats

Leather-trimmed shift knob and steering wheel with F SPORT logo

F SPORT exterior styling including unique front bumper and grille

Performance-inspired instrumentation with sliding bezel

Power tilt-and-telescopic steering wheel with memory (ES 250 and ES 350 only)

Driver's seat memory (ES 250 and ES 350 only)

Auto-dimming power-folding outside mirrors with memory and auto tilt-down in reverse (ES 250 and ES 350 only)



ES 300h F SPORT

Includes ES 300h and applicable ES 250 F SPORT AWD features.



ES 350 F SPORT

Includes ES 350 and ES 250 F SPORT AWD features.



PACKAGES

F SPORT DYNAMIC HANDLING PACKAGE (ES 350 F SPORT)

F SPORT-tuned Adaptive Variable Suspension

Drive Mode Select with Sport S/S+ and Custom modes

Intuitive Parking Assist with Auto Braking⁵⁰

Easy entry (driver's seat and tilt-and-telescopic steering wheel)

PREMIUM PACKAGE

Windshield wiper de-icer

Heated leather steering wheel

Intuitive Parking Assist with Auto Braking⁵⁰

Wireless charger⁴⁹

B Lexus Memory System for driver's seat, outside mirrors and steering wheel

Power tilt-and-telescopic steering column

Rain-sensing windshield wipers

Heated and ventilated front seats

Power-folding outside mirrors

NAVIGATION PACKAGE

Navigation System²⁷ with 12.3-in high-resolution multimedia display

Lexus Enform Dynamic Navigation.⁵² Included for the first three years of ownership.

Dynamic Voice Command.⁵² Included for up to the first 10 years of ownership.

Lexus Enform Destination Assist.⁵³ Included for up to the first three years of ownership.

NAVIGATION/MARK LEVINSON AUDIO PACKAGE

Includes Navigation Package, plus:

Mark Levinson 17-speaker, 1,800-watt PurePlay Premium Surround Sound Audio System



OPTIONS

Rear spoiler (ES 350)

Wood trim

Wood trim with ambient lighting

Heated steering wheel

F SPORT heated and leather-trimmed steering wheel with windshield wiper de-icer and fast-response interior heater

Intuitive Parking Assist with Auto Braking⁵⁰ and Rear Cross-Traffic Braking³²

Intuitive Parking Assist with Auto Braking,⁵⁰ Rear Pedestrian Detection⁵¹ and Panoramic View Monitor³¹

Panorama glass roof (ES 350)¹¹

C Power rear sunshade

Power open/close trunk with kick sensor

Premium Triple-Beam LED headlamps

Mark Levinson 17-speaker, 1,800-watt PurePlay Premium Surround Sound Audio System

Head-Up Display

SmartAccess^{36,37} card key

**ES 250 AWD /
ES 250 F SPORT AWD**

203

HORSEPOWER

IN-
LINE 4

ENGINE

2.5

LITER

AWD

STANDARD

8-SPEED

DIRECT-SHIFT AUTOMATIC
TRANSMISSION

8.6

0-60 MPH (SEC)⁵⁴

25/34/28

CTY / HWY / CMB
ESTIMATED MPG⁵⁵

25/34/28

CTY / HWY / CMB
ESTIMATED MPG⁵⁵
(ES 250 F SPORT AWD)

**ES 350 /
ES 350 F SPORT**

302

HORSEPOWER

V6

ENGINE

3.5

LITER

FWD

STANDARD

8-SPEED

DIRECT-SHIFT AUTOMATIC
TRANSMISSION

6.6

0-60 MPH (SEC)⁵⁴

22/32/26

CTY / HWY / CMB
ESTIMATED MPG⁵⁵

22/31/25

CTY / HWY / CMB
ESTIMATED MPG⁵⁵
(ES 350 F SPORT)

**ES 300h /
ES 300h F SPORT**

215

TOTAL SYSTEM HORSEPOWER

IN-
LINE 4

ENGINE + LEXUS HYBRID DRIVE

2.5

LITER

FWD

STANDARD

ECVT

ELECTRONICALLY CONTROLLED
CONTINUOUSLY VARIABLE
TRANSMISSION

8.1

0-60 MPH (SEC)⁵⁴

43/44/44

CTY / HWY / CMB
ESTIMATED MPG⁵⁵

43/44/44

CTY / HWY / CMB
ESTIMATED MPG⁵⁵
(ES 300h F SPORT)

WHEELS

In addition to two striking wheel options, the ES offers a noise-reduction wheel that forces sound waves through resonator holes, increasing friction and conveying unwanted sound energy into heat energy that's then dissipated into the air. For a stylish ride made that much smoother.



17-in

Twin-V-spoke alloy wheels
with Dark Metallic and machined finish
STANDARD ES, ESh



18-in

Split-10-spoke alloy wheels
with two-tone Black and machined finish
AVAILABLE ES, ESh
STANDARD ES LUXURY



18-in

Split-five-spoke alloy noise-reduction
wheels with high-gloss finish
AVAILABLE ES, ESh
STANDARD ES ULTRA LUXURY



19-in

Split-five-spoke alloy wheels
with Gloss Black finish
STANDARD ES F SPORT, ESh F SPORT

DIMENSIONS

OVERALL LENGTH 195.9 IN / WHEELBASE 113.0 IN / WIDTH 73.4 IN (MIRRORS FOLDED) /
HEIGHT 56.9 IN (ES 350, ES 300h), 57.1 IN (ES 250 AWD)

COLOR, MATERIAL & FINISH

INTERIOR & TRIM



RICH CREAM NULUXE	●	■	
RICH CREAM SEMI-ANILINE LEATHER	●	■	
PALOMINO NULUXE		●	■
PALOMINO SEMI-ANILINE LEATHER		●	■
ACORN NULUXE	●	■	
ACORN SEMI-ANILINE LEATHER	●	■	
CIRCUIT RED NULUXE			▲
BLACK NULUXE	●	■	▲
BLACK SEMI-ANILINE LEATHER	●	■	
WHITE NULUXE			▲

EXTERIOR



	●	■	●	■	●	■	●	■	●	■
	●	■	●	■	●	■	●	■	●	■
	●	■	●	■	●	■	●	■	●	■
	●	■	●	■	●	■	●	■	●	■
▲	●	■	●	■	●	■	●	■	●	■
▲	●	■	●	■	●	■	●	■	●	■
▲	●	■	●	■	●	■	●	■	●	■
▲	●	■	●	■	●	■	●	■	●	■
▲	●	■	●	■	●	■	●	■	●	■
▲	●	■	●	■	●	■	●	■	●	■

ES ●
ESh ■
ES F SPORT ▲

ACCESSORIES

The Lexus accessory line is as elegant and well-crafted as your exquisitely designed Lexus vehicle. And ours are the only Lexus accessories that are warranted for up to 48 months/50,000 miles⁵⁶ and honored at every Lexus dealership in the nation. For more, please visit lexus.com/accessories.



- A All-weather floor liners⁵⁷
- All-weather trunk tray
- Alloy wheel locks
- B Body side moldings
- Cargo net⁵⁸
- Carpet floor mats⁵⁷
- C Carpet trunk mat
- Door edge film by 3M^{TM59}
- D Door edge guards
- Emergency assistance kit
- First aid kit
- Glass breakage sensor
- E Illuminated door sills
- F Illuminated trunk sill
- Key gloves with Lexus logo
- Lexus Universal Tablet Holder⁶⁰
- G Paint protection film by 3M^{TM61}
- Rear bumper appliqué

F SPORT ACCESSORIES

- Carpet floor mats⁵⁷
- Key gloves with F SPORT logo
- Rear bumper appliqué

Previous model year shown

DISCLOSURES

WARRANTY Four-year/50,000-mile Lexus Limited Warranty. Six-year/70,000-mile Powertrain Warranty. Six-year/unlimited-mileage Corrosion Perforation Warranty. Eight-year/100,000-mile Hybrid System Warranty. Ten-year/150,000-mile Hybrid Battery Warranty. All warranties with zero deductible. See the **ES Warranty and Services Guide** at your Lexus dealer for details.

1. Ultra White, Iridium and Cloudburst Gray available for an additional charge. **2.** 2022 ES Hybrid vs. 2020/2021 competitors. Excludes plug-in luxury hybrid vehicles. Information from manufacturers' websites as of 5/3/2021. **3.** Projected EPA-estimated MPG rating 43city/44hwy/44comb estimates for 2022 Lexus ES 300h determined by manufacturer. EPA estimates not available at time of publishing. Use for comparison purposes only. Your mileage will vary for many reasons, including your vehicle's condition and how/where you drive. See www.fueleconomy.gov. **4.** The Pedestrian Detection System is designed to detect a pedestrian or bicyclist ahead of the vehicle, determine if impact is imminent and help reduce impact speed. It is not a substitute for safe and attentive driving. System effectiveness depends on many factors, such as speed, size and position of pedestrian or bicyclist, and weather, light and road conditions. See Owner's Manual for additional limitations and details. **5.** Mark Levinson is a registered trademark of Harman International Industries, Inc. **6.** 2022 ES vs. 2021/2022 competitors. Information from manufacturers' websites as of 5/3/2021. **7.** Lexus Safety System+ 2.5 effectiveness is dependent on many factors including road, weather and vehicle conditions. Drivers are responsible for their own safe driving. Always pay attention to your surroundings and drive safely. See Owner's Manual for additional limitations and details. **8.** Apps and services are subject to change at any time without notice. Data charges may apply. Apple CarPlay[®] functionality requires a compatible iPhone[®] connected with an approved data cable into the USB media port. Apple CarPlay is a registered trademark of Apple Inc. **9.** Amazon, Alexa, Amazon Music and all related marks are trademarks of Amazon.com, Inc. or its affiliates. Password required to Start/Stop Engine or Lock/Unlock Door. When using Alexa to Start/Stop Engine or Lock/Unlock Door, do so only if aware of circumstances surrounding vehicle and it is legal and safe to do so. Do not remotely start engine if vehicle is in an enclosed space or vehicle is occupied by a child. Certain functions require adequate signal strength and/or smartphone technology/connectivity. Not all Amazon Alexa functionality is available for in-vehicle use. See applicable app for details. Download of the Lexus app and Lexus+Alexa app are both required to begin in-vehicle use of Alexa. Data charges may apply for certain functions. Music services may require separate subscription. Apps and services subject to change at any time without notice. To learn more, go to <https://www.lexus.com/enform>. To learn more about Lexus Enform's data collection, use, sharing and retention practices, please visit <https://www.lexus.com/privacytst/>. **10.** Projected EPA-estimated MPG rating 25city/34hwy/28comb estimates for 2022 Lexus ES 250 AWD determined by manufacturer. EPA estimates not available at time of publishing. Use for comparison purposes only. Your mileage will vary for many reasons, including your vehicle's condition and how/where you drive. See www.fueleconomy.gov. **11.** Panorama glass roof available only on ES 350, ES 350 Luxury and ES 350 Ultra Luxury. **12.** NuLuxe is a registered trademark of Toyota Motor Sales, U.S.A., Inc. **13.** SULEV vehicles must be rated 90% cleaner than the average new model vehicle. **14.** To use Android Auto on your audio display, you'll need an Android Auto-compatible vehicle and Android phone. For phone compatibility visit <https://www.android.com/autof/>. Vehicle user interface is a product of Google and its terms and privacy statement apply. Requires compatible smartphone connected with an approved data cable into the USB media port and data plan rates apply. Apps and services vary by phone carrier and are subject to change at any time without notice. Android and Android Auto are trademarks of Google LLC. **15.** The Pre-Collision System (PCS) with Pedestrian Detection (PD) is designed to determine if impact is imminent and help reduce impact speed and damage in certain frontal collisions involving a vehicle, a pedestrian or a bicyclist. PCS/PD is not a substitute for safe and attentive driving. System effectiveness depends on many factors, such as speed, size and position of pedestrian or bicyclist, and weather, light and road conditions. See Owner's Manual for additional limitations and details. **16.** Dynamic Radar Cruise Control is designed to assist the driver and is not a substitute for safe and attentive driving practices. System effectiveness is dependent on many factors, including road, weather and traffic conditions. See Owner's Manual for additional limitations and details. **17.** Lane Tracing Assist (LTA) is designed to read visible lane markers and detect other vehicles under certain conditions. It is only operational when DRCC is engaged. See Owner's Manual for additional limitations and details. **18.** Lane Departure Alert with Steering Assist is designed to read visible lane markers under certain conditions. It provides a visual and audible alert and slight steering force when lane departure is detected. It is not a collision-avoidance system or a substitute for safe and attentive driving. Effectiveness is dependent on many factors including road, weather and vehicle conditions. See Owner's Manual for additional limitations and details. **19.** Do not rely exclusively on Road Sign Assist (RSA). RSA is a driver support system that utilizes the vehicle's forward-facing camera and Navigation System (when data is available) to recognize certain road signs and provide information to the driver via the multi-information display and/or Head-Up Display. Effectiveness is dependent on road, weather, vehicle and sign conditions. Use common sense when using RSA and do not drive distracted. See Owner's Manual for additional limitations and details. **20.** Intelligent High Beams operate at speeds above 21 mph. Factors such as a dirty windshield, weather, lighting and terrain limit effectiveness, requiring the driver to manually operate the high beams. See Owner's Manual for additional limitations and details. **21.** Do not rely exclusively on the Blind Spot Monitor. Always look over your shoulder and use your turn signal. There are limitations to the function, detection and range of the monitor. See Owner's Manual for additional limitations and details. **22.** The Adaptive Front Lighting System helps improve night vision. Situations such as a dirty windshield, rapidly changing light conditions or hilly terrain will limit effectiveness, requiring the driver to manually turn off the system. See Owner's Manual for additional limitations and details. **23.** Spotty is a registered trademark of Spotty Technology Holding. Apps, prices and services vary by phone carrier and are subject to change at any time without notice. Siri is not available in all languages and all areas and features vary by area. Some Siri functionality and commands are not accessible in the vehicle. See Apple.com and phone carrier for details. Data charges may apply. Siri is a registered trademark of Apple Inc. **30.** Apple Audiobooks is a trademark of Apple Inc. All rights reserved. Waze and Waze logo are registered trademarks of Google LLC. Always drive safely and obey traffic laws. Functionality depends on many factors outside of Lexus' control. Actions and services subject to change at any time without notice. To learn more about Lexus' data collection, use, sharing and retention practices, please visit <https://www.lexus.com/privacytst/>. **26.** Certain Alexa functionality is dependent on smart home technology. Skills and services subject to change at any time without notice. **27.** Be sure to obey traffic regulations and maintain awareness of road and traffic conditions at all times. Functionality, availability and accuracy of information provided by the system depend on many factors, and service may not be available in every location. Use common sense when relying on information provided. Services and programming subject to change. Updates may be available from your dealer at an additional cost. See Owner's Manual for additional limitations and details. **28.** iPhone is a registered trademark of Apple Inc. All rights reserved. **29.** Always focus on the road while driving. Siri is available on select iPhone/iPad models and requires Internet access. Siri is not available in all languages and all areas and features vary by area. Some Siri functionality and commands are not accessible in the vehicle. See Apple.com and phone carrier for details. Data charges may apply. Siri is a registered trademark of Apple Inc. **30.** Apple Audiobooks is a trademark of Apple Inc. All rights reserved. Waze and Waze logo are registered trademarks of Google LLC. Always drive safely and obey traffic laws. Functionality depends on many factors outside of Lexus' control. Actions and services subject to change at any time without notice. To learn more about Lexus' data collection, use, sharing and retention practices, please visit <https://www.lexus.com/privacytst/>. **31.** The Panoramic View Monitor does not provide a comprehensive view of the area surrounding the vehicle. You should also look around outside your vehicle and use your mirrors to confirm surrounding clearance. Environmental conditions may limit effectiveness and view may become obscured. See Owner's Manual for additional limitations and details. **32.** Do not rely exclusively on the Rear Cross-Traffic Braking system. Always look over your shoulder and use your mirrors to confirm rear clearance. The system cannot prevent all collisions, and performance is dependent on road, weather, and vehicle conditions. See Owner's Manual for additional limitations and details. **33.** Lexus Enform services depend on factors outside of Lexus' control, including an operative telematics device, a cellular connection, GPS signal, and the availability of a compatible wireless network, without which system functionality and availability may be limited or precluded, including access to response center and emergency support. Service may vary by vehicle and region. Registration required after trial. Terms of Use apply. Data charges may apply. Apps and services subject to change at any time without notice. See lexus.com/enform for details. To learn about Lexus Enform's Connected Services data collection, use, sharing and retention practices, please visit <https://www.lexus.com/privacytst/>. **34.** Eligible vehicle and wireless service required. Enform Wi-Fi depends on factors outside of Lexus' control, including an operative telematics device, a cellular connection, GPS signal, and the availability of a compatible wireless network, without which system functionality and availability may be limited or precluded. Enform Wi-Fi coverage and service not available everywhere. Valid in the contiguous U.S. and Alaska. Do not drive distracted. Go to at.com/lexus for terms and conditions. Data usage and charges apply. Up to 5 devices can be supported using in-vehicle connectivity. Apps and services subject to change at any time without notice. The Enform Wi-Fi trial begins at the time of activation and expires when 4GB of data is used or when the 3-month period ends. Subscription required after trial. Terms and conditions apply. **35.** Use only if aware of circumstances surrounding vehicle and it is legal and safe to do so (e.g., do not remotely start engine if vehicle is in an enclosed space or vehicle is occupied by a child). Lexus Enform Remote depends on factors outside of Lexus' control, including an operative telematics device, a cellular connection, GPS signal, and the availability of a compatible wireless network, without which system functionality and availability may be limited or precluded. Service may vary by vehicle and region. Registration and Lexus app download required. Subscription required after trial. Terms of Use apply. Data charges may apply. Services subject to change at any time without notice. See usage precautions and service limitations in Owner's Manual and lexus.com/enform for additional details. To learn about Lexus Enform's Connected Services data collection, use, sharing and retention practices, please visit <https://www.lexus.com/privacytst/>. The Lexus Enform Remote trial period is at no extra cost and begins on the original date of purchase or lease of a new vehicle. Paid subscription required after trial to access the service. Terms of Use apply. **36.** The SmartAccess system may interfere with some pacemakers or cardiac defibrillators. If you have one of these medical devices, please talk to your doctor to see if you should deactivate this system. **37.** The engine immobilizer is a state-of-the-art anti-theft system that is initiated when you insert your key into the ignition switch or bring a SmartAccess fob into the vehicle. The engine will only start if the code in the transponder chip inside the key/fob matches the code in the vehicle's immobilizer. The transponder chip is embedded in the key/fob and can be costly to replace. If you lose a key or fob, your Lexus dealer can help or you can get a new one. Also, a qualified locksmith in your area who can perform high-security key service. **38.** Be sure to obey traffic regulations and maintain awareness of road and traffic conditions at all times. **39.** The Bluetooth word mark and logos are registered trademarks owned by Bluetooth SIG, Inc. and any use of such marks by Lexus is under license. A compatible Bluetooth-enabled phone must first be paired. Phone performance depends on software, coverage and carrier. **40.** May not be compatible with all mobile phones, MP3/WMA players and like models. **41.** Be sure to obey traffic regulations and maintain awareness of road and traffic conditions at all times. HD Radio Technology manufactured under license from iBiquity Digital Corporation U.S. and Foreign Patents. HD Radio and the HD, HD Radio, and "Arc" logos are proprietary trademarks of iBiquity Digital Corp. **42.** The backup camera does not provide a comprehensive view of the rear area of the vehicle and you should also look around the vehicle, using mirrors to confirm rearward clearance. Environmental conditions may limit effectiveness and view may become obscured. See Owner's Manual for additional limitations and details. **43.** Do not rely exclusively on the Rear Cross-Traffic Alert system. Always look over your shoulder and use your mirrors to confirm rear clearance. There are limitations to the function, detection and range of the system. See Owner's Manual for additional limitations and details. **44.** Vehicle Stability Control (VSC) is an electronic system designed to help the driver maintain vehicle control under adverse conditions. It is not a substitute for safe and attentive driving practices. Factors including speed, road conditions, weather and driver steering input can all affect whether VSC will be effective in preventing a loss of control. See Owner's Manual for additional limitations and details. **45.** Airbag systems are Supplemental Restraint Systems and are designed to inflate only under certain conditions and in certain types of severe collisions. To decrease the risk of injury from an inflating airbag, always wear seatbelts and sit upright in the middle of the seat as far back as possible. Do not put objects in front of an airbag or around the seatback. Do not use a rearward-facing child seat in any front passenger seat. See Owner's Manual for additional limitations and details. **46.** Safety Connect depends on factors outside of Lexus' control, including an operative telematics device, a cellular connection, GPS signal, and the availability of a compatible wireless network, without which system functionality and availability may be limited or precluded, including access to response center and emergency support. Stolen vehicle police report required to use Stolen Vehicle Locator. Some features may require the Lexus app. Registration required. Subscription required after trial. Service subject to change at any time without notice. Terms of Use apply. Data charges may apply. Service may vary by vehicle and region. See usage precautions and service limitations in Owner's Manual and lexus.com/enform for additional details. To learn about Lexus Enform's Connected Services data collection, use, sharing and retention practices, please visit <https://www.lexus.com/privacytst/>. The Safety Connect trial period is at no extra cost and begins on the original date of purchase or lease of a new vehicle. Paid subscription required after trial to access the service. **47.** Information provided is based on the last time data was collected from the vehicle and is not real-time data. Service Connect depends on factors outside of Lexus' control, including an operative telematics device, a cellular connection, GPS signal, and the availability of a compatible wireless network, without which system functionality and availability may be limited or precluded. Service may vary by vehicle or region. Registration required. Subscription required after trial. Service subject to change at any time without notice. Terms of Use apply. Data charges may apply. See usage precautions and service limitations in Owner's Manual and lexus.com/enform for additional details. To learn about Lexus Enform's Connected Services data collection, use, sharing and retention practices, please visit <https://www.lexus.com/privacytst/>. The Service Connect trial period is at no extra cost and begins on the original date of purchase or lease of a new vehicle. Subscription required after trial. Service Connect (renewal will be included when Safety Connect, Remote Connect, or Destination Assist connected service renewal is selected. Service Connect is not renewable as a stand-alone service. **48.** Lexus provides complimentary maintenance for your first two scheduled visits at the earlier of 6 months/5,000 miles and 12 months/10,000 miles. To schedule these services, contact your Lexus dealership. Please refer to your vehicle's Warranty and Services Guide for service details. These services apply to Lexus vehicles registered and normally operated in the continental United States, U.S. territories and Canada. **49.** Qi wireless charging may not be compatible with all mobile phones, MP3/WMA players and like models. When using the wireless charging system, avoid placing metal objects between the wireless charger and the mobile device when charging is active. Doing so may cause metal objects to become hot and could cause burns. **50.** Intuitive Parking Assist with Auto Brake is designed to assist drivers in avoiding potential collisions at speeds of 9 mph or less. Certain vehicle and environmental factors, including an object's speed, shape, and size may affect the system's effectiveness. Always look around outside the vehicle and use mirrors to confirm clearance. See Owner's Manual for additional limitations and details. **51.** The Rear Pedestrian Detection System is designed to detect a pedestrian behind the vehicle, determine if impact is imminent and help reduce impact speed. It is not a substitute for safe and attentive driving. System effectiveness depends on many factors, such as speed, size and position of a pedestrian, and weather, light and road conditions. See Owner's Manual for additional limitations and details. **52.** Dynamic Navigation and Dynamic Voice Command are dependent on factors outside of Lexus' control, including an operative telematics device, a cellular connection, GPS signal, and the availability of a compatible wireless network, without which system functionality and availability may be limited or precluded. Services not available in every city or roadway. Use common sense when relying on information provided. Registration required. Subscription required after trial. Terms of Use apply. Data charges may apply. See Owner's Manual and lexus.com/enform for additional limitations and details. To learn about Lexus Enform's Connected Services data collection, use, sharing and retention practices, please visit <https://www.lexus.com/privacytst/>. The Dynamic Navigation trial period is at no extra cost and begins on the original date of purchase or lease of a new vehicle. Paid subscription required after trial to access the service. **53.** Destination Assist depends on factors outside of Lexus' control, including an operative telematics device, a cellular connection, GPS signal, and the availability of a compatible wireless network, without which system functionality and availability may be limited or precluded. Use common sense when relying on this information. Service may vary by vehicle and region. Registration required. Subscription required after trial. Service subject to change at any time without notice. Terms of Use apply. Data charges may apply. See Owner's Manual and lexus.com/enform for additional limitations and details. To learn about Lexus Enform's Connected Services data collection, use, sharing and retention practices, please visit <https://www.lexus.com/privacytst/>. The Destination Assist trial period is at no extra cost and begins on the original date of purchase or lease of a new vehicle. Paid subscription required after trial to access the service. **54.** Performance figures are for comparison only and were obtained with prototype vehicles by professional drivers. **55.** Projected EPA-estimated MPG ratings determined by manufacturer. EPA estimates not available at time of publishing. Use for comparison purposes only. Your mileage will vary for many reasons, including your vehicle's condition and how/where you drive. See www.fueleconomy.gov. **56.** For accessories purchased at the time of the new-vehicle purchase, the Lexus Accessory Warranty coverage is in effect for 48 months/50,000 miles from the vehicle's in-service date, which is the same coverage as the new-vehicle Basic Warranty. For accessories purchased after the new-vehicle purchase and installed by a Lexus dealer, the coverage is 12 months for the parts and labor, regardless of mileage, from the date the accessory was installed on the vehicle, or the remainder of any applicable new-vehicle warranty, whichever provides greater coverage. Accessories purchased over the counter are covered for 12 months from the date of purchase. Refer to your Lexus Accessory Limited Warranty or documentation that accompanies accessory purchase for coverage and conditions. Warranty honored at all Lexus dealerships nationwide excluding Hawaii. **57.** This floor liner or floor mat was designed specifically for use in your model and model year vehicle and SHOULD NOT be used in any other vehicle. To avoid potential interference with pedal operation, each liner or mat must be secured with its fasteners. Do not install a floor liner or mat on top of an existing floor liner or mat. **58.** Cargo load capacity limited by weight and distribution. Always properly secure cargo and cargo area. **59.** Lexus Genuine Accessory Warranty will only apply when the installation is performed by a trained Lexus-approved installer. See Lexus dealer for details. **60.** Lexus Universal Tablet Holder is intended for passengers only. Drivers should always be sure to obey traffic regulations and maintain awareness of the road and traffic conditions at all times. Use of aftermarket accessories may pose an increased risk of injury to occupants in the vehicle in the event of an accident. Tablet, phone, music and video player sold separately. **61.** Genuine Lexus Paint Protection Film by 3MTM is designed for specific sections of the vehicle most prone to chipping and may vary depending on vehicle model. Select applications may require an additional charge. Lexus Genuine Accessory Warranty only applies when installation is performed by a trained Lexus-approved installer. See Lexus dealer for details.

Lexus strives to build vehicles to match customer interest, and thus they typically are built with popular options and option packages. Not all options/packages are available separately, and some may not be available in all regions of the country. See lexus.com for information about options/packages commonly available in your area. If you would prefer a vehicle without any or with different options, contact your dealer to check for current availability or the possibility of placing a special order. Specifications, features, equipment, technical data, performance figures, options, and color and trim are based upon information available at time of publishing, are subject to change without notice, and are for mainland U.S.A. vehicles only. **Vehicles shown may be prototypes, shown using visual effects and/or shown with options. Actual models may vary.** Colors depicted may vary based on multiple factors, including ambient lighting and the lot in which they are being viewed (e.g., computer, mobile device, or print). See your Lexus dealer for details. Lexus reminds you to wear seatbelts, secure children in rear seat, obey all traffic laws and drive responsibly. For more information, call 800-USA-LEXUS (872-5398) or visit lexus.com. To learn more about your financing options, contact your Lexus dealer or call Lexus Financial Services at 800-874-7050.

WHAT AMAZING
IDEAS WILL YOU
INSPIRE NEXT?

