


GS

—

LEXUS 2019



Precise performance.


Intelligent, connected technology.

Peerless craftsmanship.

Because performance this instinctive
means nothing if it doesn't lead
to the experience of something greater.

The 2019 Lexus GS.

—
Experience Amazing





GS 300

A 241-horsepower¹ 2.0-liter twin-scroll-turbocharged engine. Eight-speed Sport Direct-Shift transmission with paddle shifters. Rear-wheel drive.

GS 350

A 311-horsepower¹ 3.5-liter V6 engine and eight-speed Sport Direct-Shift transmission with paddle shifters (RWD) or six-speed paddle-shift transmission (AWD). Rear-wheel drive or available all-wheel drive.

F SPORT MODELS

Take any model to the next level with more assertive styling, a more dynamic F SPORT-tuned suspension, and additional performance enhancements such as 19-inch, staggered-width alloy wheels (RWD)³. Available with Rioja Red leather-trimmed interior, TORSEN[®] limited-slip rear differential,⁴ and Lexus Dynamic Handling with Dynamic Rear Steering.



GS F SPORT shown in Ultra White // Options shown



GS F SPORT shown in Ultra White // Options shown



GS shown in Atomic Silver // Options shown





GS shown with Flaxen leather and Open-Pore Brown Walnut wood interior trim // Options shown



GS-F SPORT shown in Ultra White // Options shown



GS shown in Atomic Silver

SHARPENED CONTROL

With an available limited-slip differential or all-wheel drive, the GS is methodically engineered for precise handling at every turn.



Offering two potent engines, and boasting a wide track with optimized body rigidity courtesy of spot and laser welds, the GS brings exhilaration to every drive. Taking performance to the next level, the F SPORT models feature a track-tuned Adaptive Variable Suspension, available Variable Gear-Ratio Steering and—exclusively available on the rear-wheel drive GS 350 F SPORT—a TORSEN® limited-slip differential,⁴ ensuring every ounce of torque ignites adrenaline-fueled performance.





FULL-THROTTLE PERFORMANCE

We drove it the equivalent of 24 times around the globe to develop its ultra-precise driving feel.

ENHANCED AGILITY

GS performance starts from the ground up—its alloy wheels are positioned by front and rear aluminum control arms that help reduce unsprung weight and give the GS its responsive agility, body control and steering precision. Engineered to reduce noise and vibration throughout the chassis, available Yamaha® performance dampers provide greater stability at high speeds and further enhance cornering maneuverability.

EIGHT-SPEED SPORT DIRECT-SHIFT TRANSMISSION

In Manual mode, the fast-shifting, eight-speed Sport Direct-Shift automatic Electronically Controlled Transmission with intelligence (RWD) offers paddle-shift control, putting peak revolutions—and exhilaration—at your fingertips. By increasing engine speed during manual downshifts, its throttle-blipping function helps you exit corners with greater acceleration and more precise shifting.

DRIVE MODE SELECT

For added excitement, Drive Mode Select enables you to shift the engine's emphasis from high efficiency to high performance with a simple turn of a dial. Sport S mode alters the powertrain for faster gear changes and more dynamic throttle mapping. Sport S+ mode on the GS F SPORT goes a step further by tightening the suspension and increasing the steering response on models equipped with Variable Gear-Ratio Steering. In both modes, the transmission's shift points are automatically altered going into and coming out of corners to optimize acceleration.

GS F SPORT shown in Ultrasonic Blue Mica 2.0² // Options shown

PURE POWER, CONTROLLED

GS 300

The turbocharged GS 300 engine delivers a thrilling boost of power. Unlike most car manufacturers, a twin-scroll turbocharger was developed in-house to help create 241 horsepower¹ and 258 lb-ft of torque¹ starting at a low 1,650 rpm. Dual VVT-i technology generates high-rpm power, and Atkinson-cycle operation helps optimize fuel efficiency. For even more aggressive styling and a wide range of enhancements, the GS 300 F SPORT takes performance to the next level.

GS 350

The GS 350 raises the bar with an aggressive 3.5-liter V6 that generates 311 horsepower¹ and 280 lb-ft of torque¹; the muscle behind a 5.7-second zero-to-60 time.^{1,5} In the rear-wheel drive GS 350 F SPORT, an exclusively available TORSEN[®] limited-slip differential⁴ pushes power to the rear wheel with the most grip. And in all GS 350 F SPORT models, a track-honed suspension, 19-inch alloy wheels³ and 14-inch front brakes don't just connect with the road—they command it.

ALL-WHEEL DRIVE

Available on the GS 350 and GS 350 F SPORT models, all-wheel drive (AWD) helps ensure a balanced delivery of power, even in inclement weather. By monitoring current driving conditions, AWD automatically allocates engine power between the front and rear wheels from a rear-biased 30/70 (front/rear) torque split to 50/50.




GS F SPORT shown in Smoky Granite Mica // Options shown



From an available 12.3-inch high-resolution split screen to a full-color Head-Up Display to the Lexus Enform Remote⁶ app which can remotely start the engine—this is high tech that's easily accessible. And available Premium Triple-Beam LED headlamps with Intelligent High Beams⁷ lower when oncoming traffic is detected, for technology that's as reassuring as it is visionary.

PROGRESS ON FULL DISPLAY

—
More advanced technologies, inside and out, push imaginative innovation above and beyond.



GS shown with Flaxen leather and Open-Pore Brown Walnut wood interior trim // Options shown

PEACE OF MIND, STANDARD

Presenting Lexus Safety System+, an integrated suite of the most advanced active safety equipment ever offered on the GS.⁸

PRE-COLLISION SYSTEM WITH PEDESTRIAN DETECTION

This system⁹ is engineered to help detect a vehicle or a pedestrian¹⁰ in the path of your Lexus under certain conditions. Should it detect a potential frontal collision, it's designed to automatically prepare Brake Assist¹¹ for increased brake force and, in some cases, can even automatically brake the vehicle to a stop.

LANE DEPARTURE ALERT WITH LANE KEEP ASSIST

This system¹² utilizes a camera to monitor visible lane markings. If an inadvertent or potential lane departure is detected, it's designed to warn you and can take slight corrective measures. And, if Dynamic Radar Cruise Control¹³ is engaged, the system can even help you remain in the center of the visibly marked lane, helping to prevent drifting before it occurs.

ALL-SPEED DYNAMIC RADAR CRUISE CONTROL

This system¹³ uses radar and camera technology to help you maintain a preset speed and following distance from the vehicle ahead. Whether at highway speeds or in stop-and-go traffic, the system is designed to detect if you get closer than the preset distance and automatically slow your vehicle—even to a complete stop. If driving at highway speeds and the road ahead clears, your Lexus returns to its preset speed.



INTELLIGENT HIGH BEAMS

To help provide greater visibility for you as well as other drivers, Intelligent High Beams⁷ offer added illumination to help keep you focused on the road. When the road ahead is clear, the system defaults to high-beam mode, then temporarily switches to low beams when it detects the headlamps or taillamps of vehicles ahead.



LEXUS SAFETY SYSTEM +

GS shown in Eminent White Pearl // Options shown



CONNECTIVITY, *EVOLVED*

With more advanced telematics and enhanced navigation, this is the heart of connected technology.

LEXUS ENFORM

Lexus Enform¹⁴ elevates connected technology and provides concierge-level convenience. From emergency assistance and a live response center agent, to the ability to start your engine remotely⁶ through your smartphone, smartwatch or using the Lexus skill on Amazon Alexa¹⁵-enabled devices, our premium suite of connected technology offers peace of mind with every drive.

VOICE COMMAND

Voice Command enables you to place compatible Bluetooth[®]-enabled¹⁸ phone calls and operate audio functions using normal, everyday speech. When equipped with available Navigation,¹⁶ the system also allows you to control climate and navigation functions. Compatibility with Siri[®] Eyes Free¹⁹ further extends your hands-free capabilities.

MARK LEVINSON[®] AUDIO

The available 17-speaker, 835-watt Mark Levinson[®] Premium Surround Sound Audio System²⁰ features patented, proprietary Clari-Fi^{®20} technology that restores audio quality from compressed music, resulting in crisp, clear, dynamic sound from any source. This, combined with technology designed to create an expansive "sweet spot" of audio, envelops every passenger in three-dimensional sound that rivals the finest home audio systems.

12.3-in split-screen multimedia display

NAVIGATION SYSTEM

Displaying on a 12.3-inch high-resolution split screen with full-screen map mode, the available voice-activated Navigation System¹⁶ can map millions of points of interest across the country and can display information in English, French or Spanish. And, in addition to offering up-to-date traffic and weather information,¹⁷ 3D city views, and simulated views of approaching highway junctions, it displays the current speed limit and can automatically identify nearby gas stations if you begin to run low on fuel.

DELIVERY AND TECHNOLOGY SPECIALISTS

To help you get the most out of these and other features in your new Lexus, a Vehicle Delivery Specialist will walk you through nearly every setting and function you desire. And to answer questions that arise after delivery, a Vehicle Technology Specialist can offer expert guidance in person or without you ever leaving the driveway via camera-enabled apps like FaceTime^{®21}. Learn more about these complimentary services at lexus.com/specialists.





Its sculpted presence and well-defined character lines do more than hint at a visceral relationship with the road—they stake your claim in performance territory. From its chiseled front fascia with air intakes that channel cooling air to the front brakes, to the rear diffuser that foils aerodynamic drag, every element contributes to a driver's experience like no other.

DARING DESIGN

—
Muscular styling makes an aggressive statement. With an exclamation point.




GS F SPORT shown in Obsidian // Options shown

GS shown in Matador Red Mica



METICULOUS CRAFTSMANSHIP

Craftsmanship that goes beyond the expected, from subtle ambient lighting to innovative laser-cut wood trim.



Throughout the cabin, the highest levels of craftsmanship are transformed into artistry. On the dash and doors, eye-catching Gray Sapele wood is among the expertly crafted available trims that set the tone. Using laser-etching technology, the process reveals aluminum highlights behind the polished wood veneer. The available leather-trimmed seats are made from premium leather that undergoes multiple hand-selection processes and an array of tests, including the equivalent of 10 years of UV-ray exposure, long before its artful stitching begins. And available ambient lighting accentuates design details throughout the cabin.

Options shown



F SPORT PERFORMANCE

Rigorously tuned and tested, the GS F SPORT delivers more aggressive performance with its Adaptive Variable Suspension and available Lexus Dynamic Handling.



In addition to more aggressive styling, F SPORT models include exclusive performance upgrades to forge an unprecedented connection with the road. Additional aluminum components and an Adaptive Variable Suspension tuned by the Lexus LFA team deliver enhanced agility. Exclusively available on the rear-wheel drive GS 350 F SPORT, a TORSEN[®] limited-slip differential⁴ shifts power to the rear wheel with the most grip, helping to enhance traction while delivering greater command during acceleration and cornering.

LEXUS DYNAMIC HANDLING

The available Lexus Dynamic Handling system coordinates Dynamic Rear Steering, Variable Gear-Ratio Steering and Electronic Power Steering to anticipate and deliver the ideal handling behavior for virtually any situation. Dynamic Rear Steering can adjust the steering angle of the rear wheels by up to two degrees based on vehicle speed, yaw rate and lateral Gs. At high speeds, it turns the rear wheels in the same direction as the front for optimal agility and stability. At low speeds, the rear wheels turn in the opposite direction for precise maneuvering and an even tighter turning circle.

GS F SPORT shown in Ultrasonic Blue Mica 2.0² // Options shown

Options shown

F SPORT STYLING

Open the door of the F SPORT and step into a command center with a performance pedigree. Lean into the 16-way power-adjustable driver's sport seat with power side bolsters and four-way lumbar support—all designed to grip you through every turn. A perforated leather-trimmed steering wheel, aluminum pedals and LFA-inspired instrumentation give a nod to its performance roots. And available Rioja Red leather trim with exclusive stitching and distinctive Naguri Aluminum accents answer your demand for cutting-edge design.



GS F SPORT shown with Rioja Red leather and Naguri Aluminum interior trim // Options shown

EXCLUSIVE DESIGN

The GS F SPORT's performance deserves to be matched with an equally dynamic appearance. Exclusive exterior styling features include a more distinctive front fascia, signature mesh grille, rear valance, rear spoiler and F SPORT badging.



PERFORMANCE COMPONENTS

Exclusive F SPORT components include massive 14-inch, two-piece front brake rotors and 12.2-inch ventilated rear discs that decrease unsprung weight and provide enhanced cooling for reduced brake fade.²² As well as 19-inch split-five-spoke alloy wheels³ (RWD) which are wider in the rear, providing even greater traction and handling. Offering arresting style to match their performance, the four-piston calipers²² (RWD) are available in the same orange as that on the Lexus F high-performance line.



**GS 300 /
GS 300 F SPORT**

241

HORSEPOWER¹

IN-
LINE 4

2.0-LITER TURBO-
CHARGED ENGINE

RWD

STANDARD

8-SPEED

SPORT DIRECT-SHIFT
AUTOMATIC TRANSMISSION

7.0

0-60 MPH (SEC)^{1,5}

22/32/26

CTY / HWY / CMB
ESTIMATED MPG²³ (GS 300)

21/30/24

CTY / HWY / CMB
ESTIMATED MPG²³ (GS 300 F SPORT)

DIMENSIONS

OVERALL LENGTH 192.1 IN / WHEELBASE 112.2 IN
WIDTH 72.4 IN (MIRRORS FOLDED) / HEIGHT 57.3 IN (RWD), 57.9 IN (AWD)

**GS 350 /
GS 350 F SPORT**

311

HORSEPOWER¹

V6

3.5-LITER ENGINE

RWD

STANDARD

8-SPEED

SPORT DIRECT-SHIFT
AUTOMATIC TRANSMISSION

5.7

0-60 MPH (SEC)^{1,5}

20/28/23

CTY / HWY / CMB
ESTIMATED MPG²³ (GS 350)

19/27/22

CTY / HWY / CMB
ESTIMATED MPG²³ (GS 350 F SPORT)

**GS 350 AWD /
GS 350 AWD F SPORT**

311

HORSEPOWER¹

V6

3.5-LITER ENGINE

AWD

STANDARD

6-SPEED

AUTOMATIC TRANSMISSION
WITH PADDLE SHIFTERS

5.8

0-60 MPH (SEC)^{1,5}

19/26/22

CTY / HWY / CMB
ESTIMATED MPG²³



STANDARD ON EVERY GS

- LED headlamps and LED daytime running lights
- Power moonroof
- Electrochromic (auto-dimming) power-folding outside mirrors
- SmartAccess^{24,25} with push-button Start/Stop
- Power tilt-and-telescopic steering column
- A Drive Mode Select
- 10-way power-adjustable front seats
- Lexus Memory System for driver's seat
- Dual-zone automatic climate control with interior air filter and smog sensor
- Lexus 12-speaker Premium Sound System
- Lexus Multimedia System²⁶
- Remote Touch²⁶
- Bluetooth¹⁸ and USB²⁷ smartphone connectivity
- Subscription-free Traffic and Weather updates via HD Radio^{TM17}
- Voice Command and Siri Eyes Free¹⁹
- Lexus Enform Safety Connect²⁸ and Service Connect²⁹
- Complimentary for the first 10 years of ownership.
- Lexus Enform Remote⁶ app and Amazon Alexa¹⁵ compatibility.
- Complimentary for the first year of ownership.
- B Lexus Safety System+⁸ (Pre-Collision System⁹ with Pedestrian Detection,¹⁰ All-Speed Dynamic Radar Cruise Control,¹³ Intelligent High Beams,⁷ and Lane Departure Alert¹² with Lane Keep Assist)
- Backup camera³⁰
- Complimentary maintenance services (please refer to the *Warranty and Services Guide* for details)

INDIVIDUAL OPTIONS

- Premium Triple-Beam LED headlamps
- Intuitive Parking Assist³¹
- Power open/close trunk
- Heated steering wheel
- Mark Levinson[®] Premium Surround Sound Audio System²⁰
- Head-Up Display
- Orange brake calipers²² (GS F SPORT RWD)
- Lexus Dynamic Handling with Dynamic Rear Steering (GS 350 F SPORT RWD)
- TORSEN[®] limited-slip differential⁴ (GS 350 F SPORT RWD)



"Lexus is Kelley Blue Book's 2018 Best Overall Luxury Brand."³²

-KELLEY BLUE BOOK



PREMIUM PACKAGE

(Available on GS 300 and GS 350 AWD, standard on GS 350 RWD)

- Leather-trimmed interior (GS 350 AWD)
- A Power rear sunshade
- Heated front seats (standard on GS 350 AWD)
- Ventilated front seats
- Intermittent rain-sensing windshield wipers

NAVIGATION PACKAGE

(Available on GS 300, standard on GS 350)

- B Navigation System¹⁶ with 12.3-in high-resolution split-screen multimedia display and Lexus Enform App Suite¹⁴
- Lexus Enform Destination Assist.³³ Complimentary for the first year of ownership.

COLD WEATHER PACKAGE

(Available on GS 350 AWD)

- Headlamp washers
- Windshield wiper de-icer
- Water-repellent front-door glass



F SPORT

- Includes Premium Package, plus:
- Drive Mode Select adds Sport S/S+ modes
- 19-in split-five-spoke alloy wheels³
- F SPORT-tuned Adaptive Variable Suspension
- Variable Gear-Ratio Steering (GS 350 RWD)
- 14.0-in, two-piece front brake rotors with monoblock four-piston calipers²² (RWD)
- LFA-inspired instrumentation
- F SPORT front seats with enhanced bolsters
- 16-way power-adjustable driver's seat
- F SPORT interior details including black headliner, Naguri Aluminum trim and aluminum sport pedals
- F SPORT exterior styling including unique front bumper, upper and lower grille inserts, rear valance and rear spoiler



ACCESSORIES

- C REAR SPOILER
Enhance the bold aerodynamic presence of your vehicle with a trunk-mounted lip spoiler color-keyed to precisely match your vehicle.
- D ILLUMINATED DOOR SILLS
Heighten the thrill of stepping into your Lexus with illuminated door sills for the driver and front passenger doors.
- CARPET TRUNK MAT
Keeps your trunk looking like new.
- ALL-WEATHER FLOOR LINERS³⁴
Tub-style perimeter design provides optimal protection and an ideal fit.
- DOOR EDGE FILM BY 3M^{TM35}
Help protect your vehicle's vertical door edges from dings and paint chips.



For a complete list of Genuine Lexus Accessories, visit lexus.com/GS/accessories. Options shown.

WHEELS



17-in

Nine-spoke alloy wheels³
STANDARD GS 300



18-in

Five-spoke alloy wheels³
AVAILABLE GS 300
STANDARD GS 350



19-in

Split-five-spoke alloy wheels³
AVAILABLE GS 350



19-in

F SPORT split-five-spoke
alloy wheels³
STANDARD GS F SPORT




19-in

F SPORT split-nine-spoke
forged alloy wheels^{3,36}
AVAILABLE GS F SPORT



GS F SPORT shown in Caviar // Options shown


COLOR, MATERIAL & FINISH



BLACK NULUXE ⁹³⁷	●			
BLACK LEATHER		●		
CHATEAU NULUXE	●			
CHATEAU LEATHER		●		
FLAXEN NULUXE	●			
FLAXEN LEATHER			●	■
RIOJA RED LEATHER				■
BLACK LEATHER WITH WHITE PERFORATIONS				■

INTERIOR & TRIM

GS ●
GS FSPORT ■



●	●	●	●	●	●	●	●
●	●	●	●	●	●	●	●
●	●	●	●	●	●	●	●
●	●	●	●	●	●	●	●
●	■	●	■	■	■	■	■
	■		■	■	■	■	■

EXTERIOR

*Additional charge
For configuration details, visit lexus.com/GSbuild

GS 300 /
GS 300 F SPORT

241

HORSEPOWER¹ IN-LINE 4

8-SPEED

SPORT DIRECT-SHIFT
AUTOMATIC TRANSMISSION

GS 350 /
GS 350 F SPORT

311

HORSEPOWER¹ V6

8-SPEED

SPORT DIRECT-SHIFT
AUTOMATIC TRANSMISSION

GS 350 AWD /
GS 350 AWD F SPORT

311

HORSEPOWER¹ V6

6-SPEED

AUTOMATIC TRANSMISSION
WITH PADDLE SHIFTERS

WARRANTY Four-year/50,000-mile Lexus Limited Warranty. Six-year/70,000-mile Powertrain Warranty. Six-year/unlimited-mileage Corrosion Perforation Warranty. All warranties with zero deductible. See the GS Warranty and Services Guide at your Lexus dealer for details.

DISCLOSURES **1.** Ratings achieved using the required premium unleaded gasoline with an octane rating of 91 or higher. If premium fuel is not used, performance will decrease. **2.** Ultrasonic Blue Mica 2.0 available for an additional charge. **3.** 17-, 18- or 19-in performance tires are expected to experience greater tire wear than conventional tires. Tire life may be substantially less than mileage expectancy or 15,000 miles, depending upon driving conditions. **4.** TORSEN[®] is a registered trademark of Zexel Torsen, Inc. **5.** Performance figures are for comparison only and were obtained with prototype vehicles by professional drivers using special safety equipment and procedures. Do not attempt. **6.** Use only if aware of circumstances surrounding vehicle and it is legal and safe to do so (e.g., do not remotely start engine if vehicle is in an enclosed space or vehicle is occupied by a child). Remote Connect is dependent upon an operative telematics device, a cellular connection, navigation map data and GPS satellite signal reception, and other factors outside of Lexus' control, which can limit the ability or functionality of the system. Registration and app download are required. See usage precautions and service limitations in Owner's Manual. To learn about Lexus Enform's data collection, use, sharing and retention, please visit <https://www.lexus.com/privacyvts/>. The Remote Connect trial period is at no extra cost and begins on the original date of purchase or lease of a new vehicle. After the trial period expires, enrollment in a paid subscription is required to access the service. Terms and conditions apply. **7.** Intelligent High Beams operate at speeds above 25 mph. Factors such as a dirty windshield, weather, lighting and terrain limit effectiveness, requiring the driver to manually operate the high beams. See Owner's Manual for additional limitations and details. **8.** LSS+ drivers are responsible for their own safe driving. Always pay attention to your surroundings and drive safely. System effectiveness is dependent on many factors including road, weather and vehicle conditions. See Owner's Manual for additional limitations and details. **9.** The LSS+ Pre-Collision System is designed to help avoid or reduce the crash speed and damage in certain frontal collisions only. It is not a substitute for safe and attentive driving. System effectiveness is dependent on road, weather and vehicle conditions. See Owner's Manual for additional limitations and details. **10.** The Pedestrian Detection System is designed to detect a pedestrian ahead of the vehicle, determine if impact is imminent and help reduce impact speed. It is not a substitute for safe and attentive driving. System effectiveness depends on many factors, such as speed, size and position of pedestrians, and weather, light and road conditions. See Owner's Manual for additional limitations and details. **11.** Brake Assist is designed to help the driver take full advantage of the benefits of ABS. It is not a substitute for safe driving practices. Braking effectiveness also depends on proper vehicle maintenance, tire and road conditions. See Owner's Manual for additional limitations and details. **12.** Lane Departure Alert with Lane Keep Assist is designed to read visible lane markers under certain conditions when DRCC is engaged. It provides a visual and audible alert and slight steering force when lane departure is detected. It is not a collision-avoidance system or a substitute for safe and attentive driving. Effectiveness is dependent on many factors including road, weather and vehicle conditions. See Owner's Manual for additional limitations and details. **13.** Dynamic Radar Cruise Control is designed to assist the driver and is not a substitute for safe and attentive driving practices. System effectiveness is dependent on many factors, including road, weather and traffic conditions. See Owner's Manual for additional limitations and details. **14.** Be sure to obey traffic regulations and maintain awareness of road and traffic conditions at all times. Apps/services vary by phone/carrier; functionality depends on many factors. Select apps use large amounts of data; you are responsible for charges. Apps and services subject to change at any time without notice. See [lexus.com/enform](https://www.lexus.com/enform) for details. **15.** Amazon, Alexa and all related logos are trademarks of Amazon.com, Inc. or its affiliates. Certain Alexa functionality is dependent on smart home technology. Not all Amazon Alexa skills are available for in-vehicle use. Always drive safely and obey traffic laws. Apps, prices and services vary by phone carrier and are subject to change at any time without notice. Subject to smartphone connectivity and capability. Data charges may apply. **16.** Be sure to obey traffic regulations and maintain awareness of road and traffic conditions at all times. Availability and accuracy of the information provided by the Navigation System is dependent upon many factors. Use common sense when relying on information provided. Services and programming subject to change. Services not available in every city or roadway. Updates may be available from your dealer at an additional cost. See Owner's Manual for details. **17.** Be sure to obey traffic regulations and maintain awareness of road and traffic conditions at all times. HD Radio Technology manufactured under license from iBiquity Digital Corporation U.S. and Foreign Patents. HD Radio and the HD, HD Radio, and "Arc" logos are proprietary trademarks of iBiquity Digital Corp. **18.** Concentrating on the road should always be your first priority while driving. Do not use the hands-free phone system if it will distract you. The Bluetooth word mark and logos are registered trademarks owned by Bluetooth SIG, Inc. and any use of such marks by Lexus is under license. A compatible Bluetooth-enabled phone must first be paired. Phone performance depends on software, coverage and carrier. **19.** Always drive safely, obey traffic laws and focus on the road while driving. Siri is available on select iPhone/iPad models and requires Internet access. Siri is not available in all languages or all areas and features vary by area. Some Siri functionality and commands are not accessible in the vehicle. Data charges may apply. See Apple.com and phone carrier for details. Siri is a registered trademark of Apple Inc. **20.** Mark Levinson and Clari-Fi are registered trademarks of Harman International Industries, Inc. **21.** FaceTime is a registered trademark of Apple Inc. All rights reserved. Always drive safely and obey traffic laws. Apps, prices and services vary by phone carrier and are subject to change at any time without notice. Subject to smartphone connectivity and capability. Data charges may apply. **22.** High-friction brakes require periodic inspection and measurement as outlined in the Warranty and Services Guide. The pads and rotors are expected to experience greater wear than conventional brakes. Pad life may be less than 20,000 miles, and brake rotor life may be less than 50,000 miles depending on driving conditions. It is an inherent characteristic of materials and design of brake pads used in this high-performance brake system that brake noise/squeal may result. **23.** Preliminary mileage estimates determined by Lexus. EPA mileage estimates not available at time of publishing. Actual mileage will vary. **24.** The SmartAccess system may interfere with some pacemakers or cardiac defibrillators. If you have one of these medical devices, please talk to your doctor to see if you should deactivate this system. **25.** The engine immobilizer is a state-of-the-art anti-theft system. When you insert your key into the ignition switch or bring a Smart Key fob into the vehicle, the key transmits an electronic code to the vehicle. The engine will only start if the code in the transponder chip inside the key/fob matches the code in the vehicle's immobilizer. Because the transponder chip is embedded in the key/fob, it can be costly to replace. If you lose a key or fob, your Lexus dealer can help. Alternatively, you can find a qualified independent locksmith to perform high-security key services by consulting your local Yellow Pages or by contacting www.aloa.org. **26.** Be sure to obey traffic regulations and maintain awareness of road and traffic conditions at all times. **27.** May not be compatible with all mobile phones, MP3/WMA players and like models. **28.** Lexus Safety Connect is dependent upon an operative telematics device, a cellular connection and other factors outside of Lexus' control, which can limit the ability to reach the response center or receive emergency support or otherwise limit the functionality or availability of the system. Terms and conditions of subscription service agreement apply. To learn about Lexus' data collection, use, sharing and retention, please visit <https://www.lexus.com/privacyvts/>. Stolen vehicle police report required to use Stolen Vehicle Locator. The Safety Connect trial period is at no extra cost and begins on the original date of purchase or lease of a new vehicle. After the trial period expires, enrollment in paid subscription is required to access the service. Terms and conditions apply. **29.** Information provided is based on the last time data was collected from the vehicle and may not be up to date. Service Connect is dependent upon an operative telematics device, a cellular connection, navigation map data and GPS satellite signal reception, and other factors outside of Lexus' control, which can limit the ability or functionality of the system. To learn about Lexus Enform's data collection, use, sharing and retention, please visit <https://www.lexus.com/privacyvts/>. The Service Connect trial period is at no extra cost and begins on the original date of purchase or lease of a new vehicle. After the respective trial period expires, enrollment in paid subscription is required to access the service. Terms and conditions apply. **30.** The backup camera does not provide a comprehensive view of the rear area of the vehicle. You should also look around outside your vehicle and use your mirrors to confirm rearward clearance. Environmental conditions may limit effectiveness and view may become obscured. See Owner's Manual for additional limitations and details. **31.** Intuitive Parking Assist (IPA) is designed to assist drivers in avoiding potential collisions at speeds of 9 mph or less. Certain vehicle and environmental factors, including an object's speed, shape, size and composition, may affect the system's effectiveness. Always look around outside the vehicle and use mirrors to confirm clearance. See Owner's Manual for additional limitations and details. **32.** 2018 Kelley Blue Book Brand Image Awards are based on the Brand Watch[™] study from Kelley Blue Book Strategic Insights. For more information, visit www.kbb.com. Kelley Blue Book is a registered trademark of Kelley Blue Book Co., Inc. **33.** Destination Assist is dependent upon an operative telematics device, a cellular connection, navigation map data and GPS satellite signal reception, and other factors outside of Lexus' control, which can limit the ability or functionality of the system. Use common sense when relying on this information. To learn about Lexus Enform's data collection, use, sharing and retention, please visit <https://www.lexus.com/privacyvts/>. See Owner's Manual for additional details. The Destination Assist trial period is at no extra cost and begins on the original date of purchase or lease of a new vehicle. After the trial period expires, enrollment in a paid subscription is required to access the service. Terms and conditions of subscription service agreement apply. **34.** Carpet and all-weather floor liners/mats are model-specific with model names. Floor liners/mats are designed for use in a specific model and model year vehicle and SHOULD NOT be used in any other vehicle. To avoid potential interference with pedal operation, each liner/mat must be secured with its fasteners. Do not install a floor liner/mat on top of an existing floor liner/mat. **35.** Lexus Genuine Accessory Warranty will only apply when the installation is performed by a trained Lexus-approved installer. See Lexus dealer for details. **36.** F SPORT Accessories are warranted for 12 months from the date of installation or for the balance of the new-car/CPO warranty in force at the date of installation by a Lexus dealer, whichever is greater. These warranties do not cover maintenance services such as replacement of brake pads/linings, clutch linings, noise, vibration, cosmetic conditions and other deterioration caused by normal wear and tear. See dealer for details. **37.** NuLuxe is a registered trademark of Toyota Motor Sales, U.S.A., Inc.

Lexus strives to build vehicles to match customer interest, and thus they typically are built with popular options and option packages. Not all options/packages are available separately, and some may not be available in all regions of the country. See [lexus.com](https://www.lexus.com) for information about options/packages commonly available in your area. If you would prefer a vehicle without any or with different options, contact your dealer to check for current availability or the possibility of placing a special order. Specifications, features, equipment, technical data, performance figures, options, and color and trim are based upon information available at time of printing, are subject to change without notice, and are for mainland U.S.A. vehicles only. Some vehicles shown with available equipment. See your Lexus dealer for details. Lexus reminds you to wear seatbelts, secure children in rear seat, obey all traffic laws and drive responsibly. For more information, call 800-USA-LEXUS(872-5398) or visit [lexus.com](https://www.lexus.com). To learn more about your financing options, contact your Lexus dealer or call Lexus Financial Services at 800-874-7050.

