



2016

IS

INTRODUCING THE 2016 IS

IS 200t

Aggressive styling, all-new 2.0-liter turbocharged in-line 4-cylinder engine delivering 241 horsepower¹ and 258 lb-ft torque,¹ and eight-speed Sport Direct-Shift transmission with paddle shifters. Zero to 60 in 6.9 seconds.^{1,2} Rear-wheel drive.

IS 300

Full-time all-wheel drive (AWD) with a 3.5-liter V6 engine delivering 255 horsepower¹ and 236 lb-ft torque,¹ and six-speed transmission with paddle shifters. Zero to 60 in 6.1 seconds.^{1,2}

IS 350

Dynamic performance provided by a 3.5-liter V6 engine delivering 306 horsepower¹ and 277 lb-ft torque,¹ and eight-speed Sport Direct-Shift transmission with paddle shifters. Zero to 60 in 5.6 seconds (RWD)^{1,2}/5.7 seconds (AWD).^{1,2} Rear-wheel drive or available all-wheel drive.

IS F SPORT MODELS

In addition to the three IS engine choices, each model can be taken to the next level with a more dynamic F SPORT-tuned suspension, and bold interior and exterior styling including F SPORT front seats with enhanced bolsters. An Adaptive Variable Suspension (IS 350) and Variable Gear-Ratio Steering (IS 350 RWD) are also available.



CHOOSE YOUR FAST LANE.

For those who refuse to follow, the new 2016 IS line boasts more ways to lead than ever before. With three models and exhilarating power across the board, choosing from the all-new IS 200t, the all-new IS 300 and the IS 350 may be the most thrilling decision you'll ever make.



ALL STYLE. ALL SUBSTANCE.

With an array of performance options, the IS line not only turns heads on the road, it even refuses to go unnoticed while parked. Punctuating its aggressive stance, you'll find arresting details like inset LED daytime running lights and a sculpted line that moves from the rocker panel through the rear wheel arch and culminates in the dramatic sweeping taillamp.



**THREE MODELS.
ONE QUANTIFIABLE DIFFERENCE.**

While the engines of the most powerful IS line ever may differ, the result is the same: full-throttle exhilaration. Need proof? The numbers speak for themselves.

The IS 200t wields an efficient and highly responsive 241-horsepower¹ turbocharged engine. Featuring standard all-wheel drive, the IS 300 offers heart-racing power courtesy of an impressive 255-hp¹ engine. And for the ultimate experience, the IS 350 has a lightning-fast eight-speed Sport Direct-Shift transmission and rockets ahead with 306 horsepower¹.



HIT'S ALL IN

THE NUMBERS.



IS 200t AND IS 300

When developing the first-ever IS 200t, we didn't outsource our turbocharger design like some automakers. It was engineered with our own highly evolved twin-scroll turbocharger technology. The result? An impressive 241 horsepower¹ and 258 lb-ft of low-end torque,¹ for responsive performance that you can feel the moment you accelerate.

And, when pushing the IS 300's 255-horsepower¹ V6 above 4,500 RPM, the cabin is filled with a throaty engine note that complements the invigorating all-wheel drive performance of the vehicle itself.



IS 350

Boasting an impressive 306-horsepower,¹ 3.5-liter V6 engine, the IS 350 demands its share of attention. But the technology inside is also noteworthy. The IS 350 offers the advantage of ingenious dual Variable Valve Timing with intelligence (VVT-i), which helps provide enhanced fuel efficiency, added torque at lower speeds and greater acceleration at higher speeds.



MULTIPLE TRACKS. ONE PURPOSE.

Connecting the driver and the road in a visceral way should never be left to chance. Which is why the IS was tested and tuned on the world's most iconic tracks, including Fuji Speedway.

Each test refined the IS to the point of precision. The highly rigid body is courtesy of laser screw welding techniques, varied panel thicknesses and an innovative adhesive bonding process. While the steering system is optimized to offer greater feedback and responsiveness. In addition, a wide track offers greater control and agility, helping the IS to master every curve and stretch.





PADDLE-SHIFT TRANSMISSIONS

Brace yourself for an uninhibited driving experience. For added engagement and lightning-fast gear changes, every IS features steering-wheel-mounted paddle shifters. The IS all-wheel drive models are equipped with a six-speed automatic transmission, while rear-wheel drive models feature a Sport Direct-Shift eight-speed automatic transmission that includes downshift throttle-blipping for more precise shifting and quicker response.

MASTER THE ROAD UNDER ANY SKY.

ALL-WEATHER DRIVE


Fun doesn't have to take a snow day with the IS 300 and IS 350 AWD. By automatically allocating engine power between the front and rear axles from 50/50 to as much as 30/70, all-wheel drive can help provide enhanced traction and control on a wide range of road surfaces and conditions.





360- DEGREE CONTROL

From climate controls adjusted with the slide of a finger to a Drive Mode Select dial that enables you to make your vehicle more responsive, innovation surrounds you inside and out, keeping you a step ahead, every step of the way.





Though the interior was designed for the driver, every seat can be enjoyed. In the front, it's the liberating combination of low-set seating with high-tech innovation, while passengers in the rear enjoy spacious comfort. Convenience is also provided with the versatility of 60/40-split fold-down rear seats.



THE NEXT LEVEL OF CONNECTIVITY

Lexus Enform,⁴ our available suite of branded connected services, consists of five products, each of which offers unique ways to enhance the driving experience. With a complimentary first year of service—entertainment, convenience and peace of mind are now within reach.



SAFETY CONNECT

Lexus Enform Safety Connect⁵ offers you the peace of mind of knowing that assistance can be there when you need it most. Whether you're involved in a collision and unable to call for help, your vehicle is stolen, or there is some other type of emergency, assistance can be sent directly to your vehicle's GPS location.



SERVICE CONNECT

Our new Lexus Enform Service Connect⁶ offers remote access to information about your vehicle's status and maintenance needs. Easily accessed through LexusDrivers.com or the My Lexus and Beyond mobile app, you can get information on everything from your vehicle's fuel level and mileage to maintenance alerts and vehicle health reports.



REMOTE

The Lexus Enform Remote⁷ mobile app can remotely start the engine, lock and unlock doors, check the status of doors and windows as well as your fuel level, and can help find your vehicle's location in a parking lot. And, should you loan your Lexus to another driver, you can receive instant alerts if, for example, a preset speed or mile limit is exceeded.



DESTINATIONS

Lexus Enform Destinations⁴ offers convenient 24-hour, en-route navigation assistance from a live response center agent who can help you find locations and automatically upload the destinations to your available Navigation System.⁸ Planning a trip? You can also search, save and upload destinations from the comfort of your home or office.



APP SUITE

The Lexus Enform App Suite⁴ offers access to your favorite mobile applications through your vehicle's center-console display. After downloading the app on your compatible smartphone, you can search local listings, stream music, place restaurant reservations and buy movie tickets—all from the center-console display.

DELIVERY AND TECHNOLOGY SPECIALISTS

To help you get the most out of these and other Lexus features, a Vehicle Delivery Specialist will walk you through nearly every setting and function you desire. And to answer questions that arise after delivery, a Vehicle Technology Specialist can offer expert guidance in person or without you ever leaving the driveway via camera-enabled iPad^{®9} apps like FaceTime.^{®10} Learn more about these complimentary services at lexus.com/specialists.



BLIND SPOT MONITOR

To help you change lanes with confidence, the available Blind Spot Monitor¹¹ is designed to detect and warn you of vehicles approaching or positioned in the adjacent lanes. And when you're backing out of a parking spot, the Rear Cross-Traffic Alert¹² is designed to notify you of approaching vehicles that might be out of camera view.

RESPONSIVE, INSIDE AND OUT.



PRE-COLLISION SYSTEM

The available Pre-Collision System (PCS)¹³ is engineered to detect an imminent frontal collision and, while retracting the front seatbelts, automatically prepares Brake Assist¹⁴ for increased braking response, and is even designed to automatically begin braking before impact, to help reduce impact energy.



3-D NAVIGATION

This available voice-activated system⁸ can map millions of points of interest across the country and can display information in English, French and Spanish. And, in addition to offering up-to-date traffic and weather information,¹⁵ 3-D city views, and simulated views of approaching highway junctions, it displays the current speed limit and can automatically identify nearby fuel stations if you begin to run low on fuel.



TOUCH CLIMATE CONTROLS

Hot? Cold? Just swipe. Even its dual-zone climate-control system is precision-tuned. Electrostatic touch-based controls enable you and the front-seat passenger to change the temperature one degree at a time by swiping a finger up or down the control, or by pressing the arrows themselves.



VOICE RECOGNITION


Command your IS with ease. The available advanced voice command enables you to place compatible Bluetooth[®]-enabled phone calls and operate climate, audio and navigation functions using normal, everyday speech. If you say "It's too hot in here," for example, the climate control will automatically lower the temperature by four degrees. With Enhanced Bluetooth technology,¹⁶ compatible Bluetooth[®] mobile-phone address-book contacts can be viewed and accessed on the Navigation System⁸ display or via voice command.



MARK LEVINSON[®] AUDIO

Power isn't limited to performance on the road. The available 15-speaker, 835-watt Mark Levinson Premium Surround Sound Audio System³ is powered by a 12-channel digital amplifier and features a DVD/CD player. The rear speakers employ an acoustic lens design. By significantly widening the dispersion of sound, a larger "sweet spot" is created, enveloping every passenger with three-dimensional sound that rivals the finest home-audio systems.





IS F SPORT

Leave convention behind and take the IS to the next level with a dynamic F SPORT suspension tuned by the same team that was behind the LFA supercar. The iconic F SPORT grille and sculpted front fascia demand attention, while on the inside, you'll find eye-catching LFA-inspired gauges and bolstered sport seats that are designed to help keep you firmly planted in high-G turns.

DEFY MODERATION





BOLSTERED F SPORT SEATS

Feel confidence through every curve with F SPORT front seats designed to hold you through even the most aggressive of turns. Featuring enhanced bolsters and a unique foam-injected construction designed to cradle the driver, these sport seats will have you wrapped from hip to shoulder—especially in high-G situations. Their low position helps place the driver's hip point as close as possible to the vehicle's center of gravity for a more dynamic driving experience.



EXHILARATION ON DEMAND.



DRIVE MODE SELECT

Customize your dose of adrenaline. On every IS, Sport S mode alters the powertrain for faster gear changes and more dynamic throttle mapping. Sport S+ mode on the IS 350 F SPORT goes a step further by tightening the suspension for reduced body lean, and provides greater steering response when equipped with Variable Gear-Ratio Steering. In every model, the transmission's shift points are automatically altered coming into and out of corners for sharper acceleration.

IS 350 / IS 350 F SPORT

306

HP¹

V6

3.5-LITER ENGINE

IS 300 / IS 300 F SPORT

255

HP¹

V6

3.5-LITER ENGINE

IS 200t / IS 200t F SPORT

241

HP¹

IN-LINE 4

2.0-LITER TURBO-CHARGED ENGINE

RWD

STANDARD

8-SPEED

AWD

AVAILABLE

6-SPEED

PADDLE-SHIFT AUTOMATIC TRANSMISSION

AWD

STANDARD

6-SPEED

RWD

STANDARD

8-SPEED

0-60

5.6s^{1,2}

0-60

5.7s^{1,2}

0-60

6.1s^{1,2}

0-60

6.9s^{1,2}

19 CTY
EST.
MPG

28 HWY
EST.
MPG

22 CMB
EST.
MPG

19 CTY
EST.
MPG

26 HWY
EST.
MPG

21 CMB
EST.
MPG

19 CTY
EST.
MPG

26 HWY
EST.
MPG

21 CMB
EST.
MPG

22 CTY
EST.
MPG

33 HWY
EST.
MPG

26 CMB
EST.
MPG

FUEL ECONOMY CITY/HIGHWAY/COMBINED RATINGS¹⁷

OVERALL LENGTH 183.7 IN / WHEELBASE 110.2 IN / WIDTH 71.3 IN (MIRRORS FOLDED) / HEIGHT 56.3 IN

DIMENSIONS

STANDARD ON EVERY IS

High-Intensity Discharge (HID) headlamps

LED daytime running lights (DRL)

Power moonroof

60/40-split fold-down rear seats

SmartAccess^{18,19} with push-button Start/Stop

Drive Mode Select

Dual-zone climate control

NuLuxe interior trim

Power-adjustable front seats

Lexus Display²⁰ Audio with color multimedia display

Subscription-free Traffic and Weather updates¹⁵ via HD Radio^{TM15}

Bluetooth¹⁶ and USB smartphone connectivity

10 standard airbags²¹

Lexus Enform Safety Connect,⁵ Service Connect⁶ and Remote⁷ app. Complimentary for the first year of ownership

Complimentary scheduled maintenance at 6 months (or 5,000 miles) and at 12 months (or 10,000 miles)

Pre-Collision System¹³ (PCS) and Dynamic Radar Cruise Control²²

Blind Spot Monitor¹¹ with Rear Cross-Traffic Alert¹² and electrochromic (auto-dimming) heated outside mirrors

Variable Gear-Ratio Steering (VGRS) with power tilt-and-telescopic steering column (IS 350 F SPORT RWD)

Power rear sunshade

Intuitive Parking Assist²³

Backup camera²⁴

Heated steering wheel

INDIVIDUAL OPTIONS

PACKAGES

PREMIUM PACKAGE

Heated and ventilated front seats

- A Twin projector LED headlamps (low/high beam)
- Backup camera²⁴

PREMIUM PLUS PACKAGE

Power tilt-and-telescopic steering column

Rain-sensing wipers

LUXURY PACKAGE

Includes Premium and Premium Plus Packages, plus:

Blind Spot Monitor¹¹ with Rear Cross-Traffic Alert¹²

- B Leather interior trim
 - C Linear Dark Gray or Linear Dark Brown wood interior trim
- Electrochromic (auto-dimming) heated outside mirrors with auto tilt-down in reverse

Lexus Memory System for driver's seat, outside mirrors and steering column

Intuitive Parking Assist²³

NAVIGATION PACKAGE

- D Navigation System⁸ with color multimedia display and Lexus Enform App Suite⁴

Remote Touch²⁰

DVD/CD player

Voice command

Lexus Enform Destinations⁴ Complimentary for the first year of ownership

NAVIGATION/MARK LEVINSON PACKAGE

Includes Navigation Package, plus:

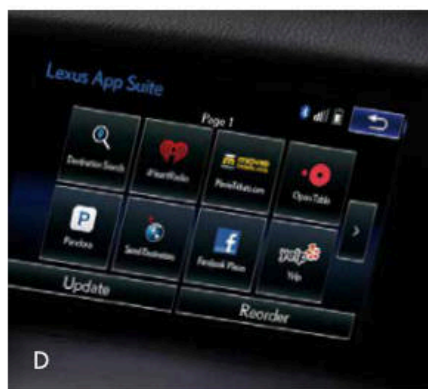


- E Mark Levinson Premium Surround Sound Audio System

15 GreenEdge™ high-efficiency speakers including inverted-motor subwoofer

835-watt 12-channel Class-D amplifier

5.1-channel surround sound

Machined-aluminum control knobs



F SPORT

F SPORT front fascia, grille and exterior badging

F SPORT 18-in split-five-spoke alloy wheels with summer (RWD) or all-season (AWD) tires²⁵

F SPORT suspension tuning

Adaptive Variable Suspension (AVS) with Sport S+ drive mode (IS 350)

Vehicle Dynamics Integrated Management (VDIM)²⁶ with Sport mode

Twin projector LED headlamps

LFA-inspired instrumentation

Backup camera²⁴

NuLuxe with Silver Performance interior trim

Heated and ventilated front sport seats

Perforated leather-trimmed shift knob and steering wheel with F SPORT logo

Aluminum pedals

Stainless-steel door sills

Black headliner

WHEELS

17-in

10-SPOKE ALLOY WHEELS²⁵

STANDARD IS 200i, IS 300



18-in

MESH ALLOY WHEELS²⁵

AVAILABLE IS 200i, IS 300



18-in

FIVE-SPOKE ALLOY WHEELS²⁵

STANDARD IS 350



18-in

SPLIT-FIVE-SPOKE ALLOY WHEELS²⁵

STANDARD IS F SPORT





ACCESSORIES

A CARGO NET

An innovative cargo net with integrated storage pouch.

B F SPORT PERFORMANCE EXHAUST²⁷

Turn heads while emitting a throaty growl with boosted torque and acceleration.

C F SPORT PERFORMANCE AIR INTAKE^{27,28}

Wield more horsepower while generating a more aggressive engine sound.

D REAR SPOILER

Enhance the bold aerodynamic presence of your vehicle.

E ILLUMINATED DOOR SILLS

Illuminated door sills include a protective, stainless-steel overlay.

For a complete list of Genuine Lexus Accessories, visit lexus.com/US/accessories



THE INSPIRATION
A 1,500°C blue flame




THE RAW MATERIAL
Ultrasonic Blue Mica 2.0²⁹ pigment from
98-year-old Kansai Paint Company



THE METHOD
SONIC paint technology aligns the angles of
reflective particles for uniform reflectivity



THE APPRENTICE
Lexus mapped the painting motions of a
master craftsman in order to duplicate the
technique with robots



**THE UNWAVERING
STANDARDS**
Waterfalls in painting
facilities trap dust



THE ART OF COLOR

One unexpected moment of inspiration, years of development and zero shortcuts. This is the art of creating art. A combination of passion for design and industry-leading knowledge, every Lexus color features stories and processes as unique as their hues. Take the Ultrasonic Blue Mica 2.0²⁹ Designed to convey passion and power, it was inspired by and created specifically to mimic the color and intensity of a 1,500°C blue flame. It's an effect not left to chance, which is why Lexus sources pigment from a company in Osaka—one that's been perfecting its craft for 98 years and counting. It's also why every Lexus painting facility features indoor waterfalls to trap and wash airborne dust particles away so they don't inconspicuously mar the vehicle's finish. Even science plays a role. Lexus created a technique that more uniformly aligns the angles of the reflective particles in paint to better accentuate the vehicle lines. Then mapped the motions of arguably the most gifted automotive painter in the world in order to have robots duplicate his craft on every Lexus vehicle. Because the only thing more important than creating a stunning work of art is making sure each is as stunning as the last.



BLACK NULUXE	■		▲	■	▲	■▲	■▲	■▲	■▲	■▲	▲
BLACK LEATHER		■		■		■	■	■	■	■	■
PARCHMENT NULUXE	■					■	■	■	■	■	■
PARCHMENT LEATHER			■			■	■	■	■	■	■
STRATUS GRAY NULUXE	■		▲			■▲	■▲	■▲	■▲	■▲	▲
STRATUS GRAY LEATHER		■				■	■	■	■	■	■
FLAXEN NULUXE	■					■	■	■	■	■	■
FLAXEN LEATHER			■			■	■	■	■	■	■
RIOJA RED NULUXE			▲			▲	▲	▲	▲	▲	▲

INTERIOR & TRIM

IS ■
 IS FSPORT ▲
 Additional charge *

EXTERIOR

IS 350 / IS 350 F SPORT

306

HP¹

3.5-LITER V6 ENGINE

IS 300 / IS 300 F SPORT

255

HP¹

3.5-LITER V6 ENGINE

IS 200t / IS 200t F SPORT

241

HP¹

2.0-LITER IN-LINE 4
TURBOCHARGED ENGINE

WARRANTY Four-year/50,000-mile Lexus Limited Warranty. Six-year/70,000-mile Powertrain Warranty. Six-year/unlimited-mileage Corrosion Perforation Warranty. All warranties with zero deductible. See the *IS Warranty and Services Guide* at your Lexus dealer for details.

DISCLOSURES **1.** Ratings achieved using the required premium unleaded gasoline with an octane rating of 91 or higher. If premium fuel is not used, performance will decrease. **2.** Performance figures are for comparison only and were obtained with prototype vehicles by professional drivers using special safety equipment and procedures. Do not attempt. **3.** Mark Levinson® is a registered trademark of Harman International Industries, Inc. **4.** Be sure to obey traffic regulations and maintain awareness of road and traffic conditions at all times. Apps/services vary by phone/carrier; functionality depends on many factors. Select apps use large amounts of data; you are responsible for charges. Apps & services subject to change. See lexus.com/enform for details. **5.** Contact with the response center may not be available in all areas. Service Agreements required. A variety of subscription terms available; charges will vary. See lexus.com for details. **6.** Information provided is based on the last time data was collected from the vehicle and may not be up to date. System functionality depends on vehicle connectivity. **7.** Use only if aware of circumstances surrounding the vehicle, and it is legal & safe to do so (e.g., car uncovered in open area, no people or pets in or nearby). If vehicle has not been driven for over a week, services will not be available until next time vehicle is started. Functionality depends on many factors, such as vehicle and smartphone connectivity. See usage precautions, service limitations & *Owner's Manual*. Data charges may apply. Registration, app download are required. Must have active Safety Connect subscription. Annual fee required after 1-year trial. **8.** Be sure to obey traffic regulations and maintain awareness of road and traffic conditions at all times. Availability & accuracy of the information provided by the Navigation System is dependent upon many factors. Use common sense when relying on information provided. Services and programming subject to change. Services not available in every city or roadway. Updates may be available at an additional cost from your dealer. See *Navigation System Owner's Manual* for details. **9.** iPhone® and iPad® are registered trademarks of Apple Inc. All rights reserved. **10.** FaceTime® is a registered trademark of Apple Inc. All rights reserved. **11.** Do not rely exclusively on the Blind Spot Monitor. Always look over your shoulder and use your turn signal. There are limitations to the function, detection, range and clarity of the monitor. For a complete list of limitations and directions regarding use of the monitor, see *Owner's Manual*. **12.** Do not rely exclusively on the Rear Cross-Traffic Alert system. Always look over your shoulder and use your mirrors to confirm rear clearance. There are limitations to the function, detection, range and clarity of the system. To learn more, see *Owner's Manual*. **13.** The Pre-Collision System is designed to help reduce the crash speed and damage in certain frontal collisions only. It is not a collision-avoidance system and is not a substitute for safe and attentive driving. System effectiveness depends on many factors, such as speed, driver input and road conditions. See *Owner's Manual* for further information. **14.** Brake Assist is designed to help the driver take full advantage of the benefits of ABS. It is not a substitute for safe driving practices. Braking effectiveness also depends on proper brake-system maintenance, tire and road conditions. **15.** HD Radio™ Technology manufactured under license from iBiquity Digital Corporation U.S. and Foreign Patents. HD Radio™ and the HD, HD Radio, and "Arc" logos are proprietary trademarks of iBiquity Digital Corp. **16.** Concentrating on the road should always be your first priority while driving. Do not use the hands-free phone system if it will distract you. The Bluetooth® word mark and logos are registered trademarks owned by Bluetooth SIG, Inc. and any use of such marks by Lexus is under license. A compatible Bluetooth-enabled phone must first be paired. Phone performance depends on software, coverage & carrier. **17.** 2016 EPA-estimated ratings. Actual mileage will vary. **18.** The SmartAccess system may interfere with some pacemakers or cardiac defibrillators. If you have one of these medical devices, please talk to your doctor to see if you should deactivate this system. **19.** The engine immobilizer is a state-of-the-art anti-theft system. When you insert your key into the ignition switch or bring a SmartAccess fob into the vehicle, the key transmits an electronic code to the vehicle. The engine will only start if the code in the transponder chip inside the key/fob matches the code in the vehicle's immobilizer. Because the transponder chip is embedded in the key/fob, it can be costly to replace. If you lose a key or fob, your Lexus dealer can help. Alternatively, you can find a qualified independent locksmith to perform high-security key services by consulting your local *Yellow Pages* or by contacting www.aloa.org. **20.** Be sure to obey traffic regulations and maintain awareness of road and traffic conditions. **21.** All the airbag (AB) systems are Supplemental Restraint Systems. All ABs (if installed) are designed to inflate only under certain conditions and in certain types of severe collisions: frontal and knee ABs typically inflate in frontal collisions; side and side curtain ABs in side collisions; Roll-Sensing Curtain ABs at a severe tilt degree, roll or lateral G-force. In all other accidents, the ABs will not inflate. To decrease the risk of injury from an inflating AB, always wear seatbelts, sit upright in the middle of the seat as far back as possible and do not lean against the door. Do not put objects in front of an AB or around the seatback. Do not use a rearward-facing child seat in any front passenger seat. The force of an inflating AB may cause serious injury or death. See *Owner's Manual* for further information/warnings. **22.** Dynamic Radar Cruise Control is designed to assist the driver and is not a substitute for safe and attentive driving practices. See *Owner's Manual* for details. **23.** Do not rely exclusively on the Intuitive Parking Assist system. Always look over your shoulder and use your mirrors to confirm clearance. System effectiveness depends on many factors. See *Owner's Manual* for details. **24.** The backup camera does not provide a comprehensive view of the rear area of the vehicle. You should also look around outside your vehicle and use your mirrors to confirm rearward clearance. Cold weather may limit effectiveness and view may become cloudy. **25.** 17- or 18-in performance tires are expected to experience greater tire wear than conventional tires. Tire life may be substantially less than 20,000 miles (17-in) or 15,000 miles (18-in), depending upon driving conditions. **26.** Vehicle Dynamics Integrated Management (VDIM) is an electronic system designed to help the driver maintain vehicle control under adverse conditions. It is not a substitute for safe driving practices. Factors including speed, road conditions and driver steering input can all affect whether VDIM will be effective in preventing a loss of control. See *Owner's Manual* for further details. **27.** F SPORT Accessories are warranted for 12 months from the date of installation or for the balance of the new-car or Certified Pre-Owned (CPO) warranty in force at the date of installation, whichever is greater, when installed by an authorized Lexus dealer. F SPORT Accessories installed by anyone other than an authorized Lexus dealer are warranted for 12 months from the date of purchase only, and the warranty coverage is limited to the replacement value of the F SPORT Accessories. These warranties do not cover maintenance services such as replacement of brake pads/linings and clutch linings or noise, vibration, cosmetic conditions and other deterioration caused by normal wear and tear. Part failure caused by improper installation by anyone other than an authorized Lexus dealer may void the F SPORT Accessories warranty, the new-vehicle warranty or both. F SPORT is a trademark of Toyota Motor Corporation. Products available through participating Lexus dealers. **28.** The F SPORT performance air intake is to be sold as a dealer-installed or over-the-counter option after the retail sale of the vehicle. The performance air intake may not be sold to the customer at the same time as the new vehicle and may not be financed together with the new vehicle. Please see the F SPORT catalog, visit www.lexus.com/fSPORT or call 800-423-1680 for a complete list of F SPORT products and warranty information. Emission-legal for aftermarket sale via C.A.R.B. Executive Order. **29.** Ultrasonic Blue Mica 2.0 available for an additional charge of \$595.

Lexus strives to build vehicles to match customer interest, and thus they typically are built with popular options and option packages. Not all options/packages are available separately, and some may not be available in all regions of the country. See lexus.com for information about options/packages commonly available in your area. If you would prefer a vehicle without any or with different options, contact your dealer to check for current availability or the possibility of placing a special order. Specifications, features, equipment, technical data, performance figures, options, and color and trim are based upon information available at time of printing, are subject to change without notice, and are for mainland U.S.A. vehicles only. Some vehicles shown with available equipment. See your Lexus dealer for details. Lexus reminds you to wear seatbelts, secure children in rear seat, obey all traffic laws and drive responsibly. For more information, call 800-USA-LEXUS (872-5398) or visit lexus.com. To learn more about your financing options, contact your Lexus dealer or call Lexus Financial Services at 800-874-7050.

