



171S

# INTRODUCING THE 2017 IS

## IS TURBO

Boldly restyled with a 2.0-liter turbocharged in-line 4-cylinder engine delivering 241 horsepower<sup>1</sup> and 258 lb-ft torque,<sup>1</sup> and an eight-speed Sport Direct-Shift transmission with paddle shifters. Zero to 60 in 6.9 seconds.<sup>1,2</sup> Rear-wheel drive.

## IS 300

Full-time all-wheel drive (AWD) with a 3.5-liter V6 engine delivering 255 horsepower<sup>1</sup> and 236 lb-ft torque,<sup>1</sup> and six-speed transmission with paddle shifters. Zero to 60 in 6.1 seconds.<sup>1,2</sup>

## IS 350

Exhilarating performance delivered by a 3.5-liter V6 engine producing 306 horsepower<sup>1</sup> and 277 lb-ft torque,<sup>1</sup> and eight-speed Sport Direct-Shift transmission with paddle shifters. Zero to 60 in 5.6 seconds (RWD)<sup>1,2</sup> / 5.7 seconds (AWD)<sup>1,2</sup> Rear-wheel drive or available all-wheel drive.

## IS F SPORT MODELS







In addition to the three IS engine choices, each model can be taken to the next level with a more dynamic F SPORT-tuned suspension, and dramatic interior and exterior styling including F SPORT front seats with enhanced bolsters. A revised Adaptive Variable Suspension (IS 350) helps increase handling and agility.






# STAND OUT LOUD

Every car makes a statement. What's yours? With an aggressively restyled front fascia, head-turning LED headlamps, distinctive taillamps with L-shaped illumination, and an interior featuring new advanced technology designed around you, the 2017 IS speaks volumes and then some.





# LEAVE YOUR MARK



With a restyled exterior, the IS line not only turns heads on the road, it even refuses to go unnoticed while parked. Punctuating its aggressive stance and more striking front fascia, you'll find arresting details like new LED headlamps and sculpted lines that finesse their way from the rocker panels through the rear wheel arches and culminate in the dramatic sweeping taillamps.



# IS TURBO

Bold design is only one way the new IS stands apart from the crowd. When developing the IS Turbo, we didn't outsource our turbocharger design like some automakers. It was engineered with our own highly advanced twin-scroll turbocharger technology. The result? Impressive power and low-end torque that deliver responsive performance you can feel the moment you accelerate.




# IS 300

All the style with all-weather substance. The IS 300 AWD devours the open road, especially when roads seem less than open. With an all-wheel drive system designed to adapt to changing conditions and impressive V6 power, invigorating performance is just the beginning.



## IS 350

Engineered for enhanced performance, the V6 engine in the IS 350 wields an impressive 306 horsepower<sup>1</sup> that demands its share of attention. Advanced tuning enhances fuel efficiency, while enhanced responsiveness was achieved by using advanced casting techniques and shaving off material, down to the micron.



#### DISTINCTIVE DETAILS

It's what's on the inside that counts. From the leather-trimmed shift knob to the new available ergonomically enhanced Remote Touch<sup>3</sup> controller palm-rest with contrast stitching, the 2017 IS pairs high attention to detail with high design. Illustrating a premium level of craftsmanship, available leather-trimmed seating with cross quilting and an embossed finish create a three-dimensional look that is as unique as it is stylish.



Though the interior was designed around the driver, every seat can be enjoyed. In the front, it's the liberating combination of low-set seating with high-tech innovation, while passengers in the rear enjoy spacious comfort. Convenience is also provided with the versatility of 60/40-split fold-down rear seats.

Lexus IS

IS shown with Flaxen leather interior trim. // Options shown.



# SUBTLETY NOT INCLUDED

A suspension that connects you to the road like never before. Performance driving modes and a Sport Direct-Shift transmission keep the engine roaring and combine to deliver adrenaline on demand. Realized with a trio of engines that offer all the power without the mercy, the IS makes this much clear: Modesty need not apply.



### PADDLE-SHIFT TRANSMISSION

Brace yourself for an uninhibited driving experience. For added engagement and lightning-fast gear changes, every IS features steering-wheel-mounted paddle shifters. The IS all-wheel drive models are equipped with a six-speed automatic transmission, while rear-wheel drive models feature a Sport Direct-Shift eight-speed automatic transmission that includes downshift throttle-blipping for more precise shifting and quicker response.

### ALL-WEATHER DRIVE

Fun doesn't have to take a snow day with the IS 300 and IS 350 AWD. By automatically allocating engine power between the front and rear axles from 50/50 to as much as 30/70, all-wheel drive can help provide enhanced traction and control on a wide range of road surfaces and conditions.





#### CUSTOMIZABLE DRIVE MODES

Customize your dose of adrenaline. The available Sport S and Sport S+ modes tune the powertrain for faster gear changes and more dynamic throttle mapping. Sport S+ mode on the IS 350 F SPORT goes a step further by tightening the suspension for reduced body lean. In every IS, the transmission's shift points are automatically altered coming into and out of corners for sharper acceleration. Want to dial it back? ECO mode not only optimizes the engine and throttle for maximum fuel efficiency—it even dynamically tunes the air conditioner to maximize economy.



# A STEP AHEAD

For those on the edge of the cutting edge, smart features put innovation in sharp focus. On the outside, you'll find LED headlamps with intelligent high beams<sup>4</sup> and a mobile app that can interact with your IS from nearly any location. Inside, an all-new available 10.3-inch center-console-mounted multimedia display, controlled via a next-gen Remote Touch<sup>3</sup> device, puts the full-screen Navigation System<sup>5</sup> and a world of connectivity at your fingertips.



# THE NEXT LEVEL OF CONVENIENCE

Available Lexus Enform<sup>6</sup> elevates connected technology into a new era of concierge-level convenience. From emergency assistance to a live destination specialist and more, our premium suite of connected technology offers peace of mind with every drive.



## SAFETY CONNECT

Whether you're involved in an accident, your vehicle is stolen, or the unexpected occurs, assistance can be sent directly to your vehicle's GPS location.<sup>7</sup>



## SERVICE CONNECT

Keeping up with your vehicle's health has never been easier. Get updates on everything from fuel level and mileage, to maintenance alerts and more via e-mail or the mobile app.<sup>8</sup>



## REMOTE

The Lexus Enform Remote<sup>9</sup> mobile app helps you lock and unlock doors, start the engine, resume climate settings, find your vehicle in a parking lot and monitor guest drivers.



## DESTINATIONS

Get directions and destinations delivered by a real person with 24-hour, en-route navigation assistance.<sup>6</sup>



## APP SUITE

Search local listings, stream music, place restaurant reservations, buy movie tickets and more—all from the center console.<sup>6</sup>



### Scout® GPS Link



### TOUCH CLIMATE CONTROLS

Hot? Cold? Just swipe. Even its dual-zone climate-control system is precision-tuned. Electrostatic touch-based controls enable you and the front-seat passenger to change the temperature one degree at a time by swiping a finger up or down the control, or by pressing the arrows themselves.

An intelligent alternative to onboard navigation, Scout® GPS Link<sup>6,10</sup> uses a smartphone app to offer turn-by-turn directions via the multimedia display. Separate from Lexus Enform<sup>6</sup> services and subscription-free, Scout® GPS Link provides drivers with real-time traffic info, personalized commute times, automatic traffic avoidance and more.

# REAL-WORLD TECHNOLOGY FOR REAL-WORLD DRIVERS



### VOICE RECOGNITION



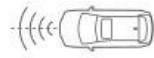
### MARK LEVINSON® PREMIUM SURROUND SOUND AUDIO SYSTEM

The available 15-speaker, 835-watt Mark Levinson Premium Surround Sound Audio System<sup>12</sup> features patented, proprietary Clari-Fi™ technology that restores audio quality from compressed music resulting in crisp, clear, dynamic sound from any source. This, combined with technology designed to create an expansive "sweet spot" of audio, envelops every passenger in three-dimensional sound that rivals the finest home audio systems.

Command your IS with ease. Advanced voice command, available with Navigation<sup>5</sup>, enables you to place compatible Bluetooth<sup>®</sup>-enabled phone calls and operate climate, audio and navigation functions using normal, everyday speech. If you say "It's too hot in here," for example, the climate control will automatically lower the temperature by four degrees. With Enhanced Bluetooth technology,<sup>11</sup> compatible Bluetooth<sup>®</sup> mobile-phone address-book contacts can be viewed and accessed on the Navigation System<sup>5</sup> display or via voice command.

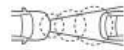
# LEXUS SAFETY SYSTEM+<sup>13</sup>

Now standard, Lexus Safety System+<sup>13</sup> is an integrated suite of advanced technologies designed to work together in order to pave the way to a world with fewer collisions and better-informed drivers.



## PRE-COLLISION SYSTEM WITH PEDESTRIAN DETECTION

The Pre-Collision System (PCS)<sup>14</sup> with Pedestrian Detection<sup>15</sup> is engineered to detect vehicles in the path of your Lexus under certain conditions. Should the system detect a pedestrian or determine a frontal collision is imminent, it's designed to automatically prepare Brake Assist<sup>16</sup> for increased brake force, is able to automatically begin braking before impact, and can even brake the IS to a stop.



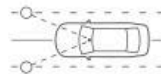
## HIGH-SPEED DYNAMIC RADAR CRUISE CONTROL

To help you maintain a preset following distance from the vehicle ahead, High-Speed Dynamic Radar Cruise Control<sup>17</sup> uses radar technology to sense the speed of any vehicles in front of you. If you get too close to the vehicle ahead, it can automatically reduce the speed of your Lexus. And, as soon as the road ahead clears, the vehicle returns to its preset speed.



## INTELLIGENT HIGH-BEAM HEADLAMPS

To help provide added visibility for you as well as other drivers on the road, intelligent high-beam headlamps<sup>4</sup> offer added illumination when the road ahead is clear and temporarily switch to low-beam when they sense another vehicle ahead.



## LANE DEPARTURE ALERT

Lane Departure Alert<sup>18</sup> uses a camera to monitor visible lane markings, and is designed to warn you if you are drifting so that you can steer back into the lane.





# NEVER HALFWAY

## IS F SPORT

For those who believe the only way to go is all in, the IS F SPORT is an overdose of performance engineering and dynamic styling. The iconic F SPORT grille and muscular front fascia demand attention, while on the inside, you'll find eye-catching LFA-inspired gauges and exclusive sport seats that are designed to help keep you firmly planted in high-G turns.





#### **BOLSTERED F SPORT SEATS**

Feel confidence and control through every curve with F SPORT front seats. Featuring enhanced bolsters and a unique foam-injected construction designed to cradle the driver, these sport seats will have you wrapped from hip to shoulder. Their low position helps place the driver's hip point as close as possible to the vehicle's center of gravity for a more dynamic driving experience.



#### DYNAMIC F SPORT HANDLING

With a suspension that can adapt to the needs of its driver, the IS 350 F SPORT offers an Adaptive Variable Suspension with active damping control, tuned by the same team that was behind the LFA supercar. With a reinforced chassis for even greater rigidity and additional electronic customizability, the new IS is not only the most aggressively styled IS, it's also the best handling.

# STANDARD ON EVERY IS

- LED headlamps and daytime running lights (DRL)
- Power moonroof
- 60/40-split fold-down rear seats
- SmartAccess<sup>20,21</sup> with push-button Start/Stop
- Drive Mode Select
- Dual-zone climate control
- NuLuxe interior trim
- Power-adjustable front seats
- Lexus Display<sup>3</sup> Audio with color multimedia display and Scout<sup>®</sup> GPS Link<sup>5,10</sup>
- Subscription-free Traffic and Weather updates<sup>22</sup> via HD Radio<sup>TM22</sup>
- Bluetooth<sup>11</sup> and USB smartphone connectivity
- 10 standard airbags<sup>23</sup>
- Lexus Enform Safety Connect<sup>7</sup>, Service Connect<sup>8</sup> and Remote<sup>9</sup> app. Complimentary for the first year of ownership
- Lexus Safety System<sup>+13</sup> (Pre-Collision System<sup>14</sup> with Pedestrian Detection<sup>15</sup>, High-Speed Dynamic Radar Cruise Control<sup>17</sup>, intelligent high-beam headlamps<sup>4</sup>, Lane Departure Alert<sup>18</sup> with Steering Assist)
- Complimentary maintenance services (please refer to the *Warranty and Services Guide* for details)

Blind Spot Monitor<sup>24</sup> with Rear Cross-Traffic Alert<sup>25</sup> and electrochromic (auto-dimming) heated outside mirrors


# INDIVIDUAL OPTIONS

- Power rear sunshade
- Intuitive Parking Assist<sup>26</sup>
- Backup camera<sup>27</sup>
- Heated steering wheel

IS 350 / IS 350 F SPORT	IS 300 / IS 300 F SPORT	IS TURBO / IS TURBO F SPORT
306 HP <sup>1</sup>	255 HP <sup>1</sup>	241 HP <sup>1</sup>
V6 3.5-LITER ENGINE	V6 3.5-LITER ENGINE	IN-LINE 4 2.0-LITER TURBO-CHARGED ENGINE
RWD STANDARD	AWD AVAILABLE	AWD STANDARD
8-SPEED	6-SPEED PADDLE-SHIFT AUTOMATIC TRANSMISSION	6-SPEED
8-SPEED		8-SPEED
0-60 5.6s <sup>1,2</sup>	0-60 5.7s <sup>1,2</sup>	0-60 6.1s <sup>1,2</sup>
19 CTY EST. MPG	19 CTY EST. MPG	19 CTY EST. MPG
28 HWY EST. MPG	26 HWY EST. MPG	26 HWY EST. MPG
22 CMB EST. MPG	21 CMB EST. MPG	21 CMB EST. MPG
22 CTY EST. MPG	22 CTY EST. MPG	22 CTY EST. MPG
32 HWY EST. MPG	32 HWY EST. MPG	32 HWY EST. MPG
26 CMB EST. MPG	26 CMB EST. MPG	26 CMB EST. MPG

FUEL ECONOMY CITY/HIGHWAY/COMBINED RATINGS<sup>19</sup>

OVERALL LENGTH 184.3 IN / WHEELBASE 110.2 IN / WIDTH 71.3 IN (MIRRORS FOLDED) / HEIGHT 56.3 IN  
DIMENSIONS



# PACKAGES

## PREMIUM PACKAGE

Heated and ventilated front seats

A Backup camera<sup>27</sup>

## PREMIUM PLUS PACKAGE

Power tilt-and-telescopic steering column

Rain-sensing wipers

## LUXURY PACKAGE

Includes Premium and Premium Plus Packages, plus:

Blind Spot Monitor<sup>24</sup> with Rear Cross-Traffic Alert<sup>25</sup>

B Leather interior trim

C Gray Sapele wood with Aluminum interior trim

Electrochromic (auto-dimming) heated outside mirrors with auto tilt-down in reverse

Lexus Memory System for driver's seat, outside mirrors and steering column

Intuitive Parking Assist<sup>26</sup>

## NAVIGATION PACKAGE

D Navigation System<sup>5</sup> with Lexus Enform App Suite<sup>6</sup>

10.3-inch high-resolution split-screen multimedia display

Remote Touch<sup>3</sup>

Voice command

Lexus Enform Destinations<sup>6</sup> Complimentary for the first year of ownership

## NAVIGATION/MARK LEVINSON PACKAGE

Includes Navigation Package, plus:


E Mark Levinson Premium Surround Sound Audio System

15 high-efficiency speakers including inverted-motor subwoofer

835-watt 12-channel Class-D amplifier

5.1-channel surround sound

Machined-aluminum control knobs



# WHEELS

17-in

SPLIT-FIVE-SPOKE ALLOY WHEELS<sup>28</sup>

STANDARD IS TURBO, IS 300



18-in

MESH ALLOY WHEELS<sup>28</sup>

AVAILABLE IS TURBO, IS 300



18-in

FIVE-SPOKE ALLOY WHEELS<sup>28</sup>

STANDARD IS 350



## F SPORT

Includes Premium Package, plus:

F SPORT 18-in split-five-spoke alloy wheels with summer (RWD) or all-season (AWD) tires<sup>28</sup>

F SPORT suspension tuning

F SPORT-tuned Adaptive Variable Suspension (AVS) with Sport S/S+ modes (IS 350)

LFA-inspired instrumentation

Silver Performance interior trim

F SPORT bolstered heated and ventilated front seats

Perforated leather-trimmed shift knob and steering wheel with F SPORT logo

Black headliner

Aluminum pedals

F SPORT exterior styling including unique front bumper, grille and rear valance

18-in

SPLIT-FIVE-SPOKE ALLOY WHEELS<sup>28</sup>

STANDARD IS F SPORT





A



B



C



D



E



F



# ACCESSORIES

## A REAR BUMPER APPLIQUÉ

Helps protect bumper from scratches, gouges and marring.

## B BODY-SIDE MOLDINGS

With a high-quality body-color finish, these help protect from scratches and dents.

## C F SPORT PERFORMANCE AIR INTAKE<sup>29,30</sup>

Wield more horsepower while generating a more aggressive engine sound.

## D ALL-WEATHER FLOOR MATS<sup>31</sup>

Durable channels help keep moisture, dirt and debris from marring the carpet.


## E ILLUMINATED DOOR SILLS

Illuminated door sills include a protective, stainless-steel overlay.

## F F SPORT 18-INCH FIVE-SPOKE ALLOY WHEELS<sup>28,29</sup>

Enhance the bold styling of the IS with these five-spoke rotor-design wheels.

For a complete list of Genuine Lexus Accessories, visit [lexus.com/IS/accessories](http://lexus.com/IS/accessories)



BLACK NULUXE OR LEATHER

NUANCE BLACK NULUXE

CHATEAU NULUXE OR LEATHER

FLAXEN NULUXE OR LEATHER


RIOJA RED NULUXE

ILLUSTRIOUS PIANO BLACK

GRAY SAPELE WOOD WITH ALUMINUM

SILVER PERFORMANCE

- BLACK NULUXE
- BLACK LEATHER
- NUANCE BLACK NULUXE
- CHATEAU NULUXE
- CHATEAU LEATHER
- FLAXEN NULUXE
- FLAXEN LEATHER
- RIOJA RED NULUXE



EMINENT WHITE PEARL

NEBULA GRAY PEARL

SILVER LINING METALLIC

ATOMIC SILVER

CAVIAR

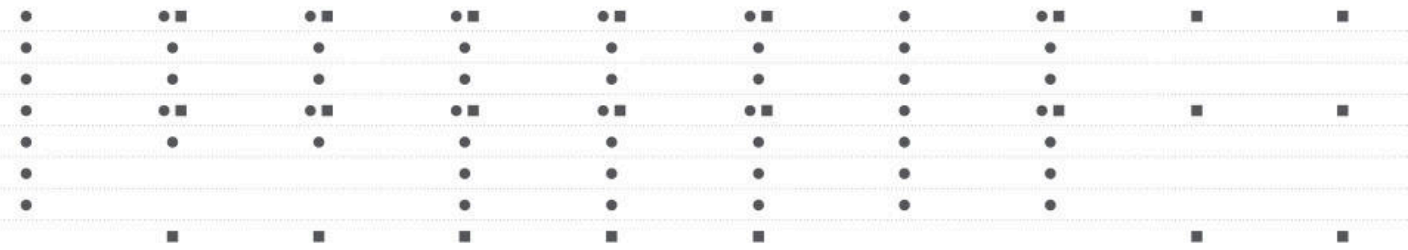
OBSIDIAN

NIGHTFALL MICA

REDLINE

ULTRASONIC BLUE MICA 2.0\*

ULTRA WHITE



# INTERIOR & TRIM

# EXTERIOR

IS ●  
 IS F SPORT ■  
 Additional charge ★

**WARRANTY** Four-year/50,000-mile Lexus Limited Warranty. Six-year/70,000-mile Powertrain Warranty. Six-year/unlimited-mileage Corrosion Perforation Warranty. All warranties with zero deductible. See the *IS Warranty and Services Guide* at your Lexus dealer for details.

**DISCLOSURES** **1.** Ratings achieved using the required premium unleaded gasoline with an octane rating of 91 or higher. If premium fuel is not used, performance will decrease. **2.** Performance figures are for comparison only and were obtained with prototype vehicles by professional drivers using special safety equipment and procedures. Do not attempt. **3.** Be sure to obey traffic regulations and maintain awareness of road and traffic conditions. **4.** Intelligent high beams operate at speeds above 21 mph. Factors such as dirty windshield, weather, lighting & terrain limit effectiveness, requiring driver to manually operate the high beams. See *Owner's Manual* for details. **5.** Be sure to obey traffic regulations and maintain awareness of road and traffic conditions at all times. Availability & accuracy of the information provided by the Navigation System is dependent upon many factors. Use common sense when relying on information provided. Services & programming subject to change. Services not available in every city or roadway. Updates may be available from your dealer at an additional cost. See *Owner's Manual* for details. **6.** Be sure to obey traffic regulations and maintain awareness of road and traffic conditions at all times. Apps/services vary by phone/carrier; functionality depends on many factors. Select apps use large amounts of data; you are responsible for charges. Apps & services subject to change. See [lexus.com/enform](http://lexus.com/enform) for details. **7.** Contact with the response center may not be available in all areas. Service Agreements required. A variety of subscription terms available; charges will vary. **8.** Information provided is based on the last time data was collected from the vehicle and may not be up to date. System functionality depends on vehicle connectivity. **9.** Use only if aware of circumstances surrounding the vehicle, and it is legal & safe to do so (e.g., car uncovered in open area, no people or pets in or nearby). If vehicle has not been driven for over a week, services will not be available until next time vehicle is started. Functionality depends on many factors, such as vehicle and smartphone connectivity. See usage precautions, service limitations & *Owner's Manual*. Data charges may apply. Registration, app download are required. Must have an active Safety Connect subscription. Annual fee required after 1-year trial. **10.** Availability & accuracy of the information provided by Scout® GPS Link is dependent upon many factors. Use common sense when relying on information provided. Services & programming subject to change. Services not available in every city or roadway. See [lexus.com/enform](http://lexus.com/enform) for details. Scout® is a registered trademark of Telenav, Inc. **11.** Concentrating on the road should always be your first priority while driving. Do not use the hands-free phone system if it will distract you. The Bluetooth® word mark and logos are registered trademarks owned by Bluetooth SIG, Inc. and any use of such marks by Lexus is under license. A compatible Bluetooth-enabled phone must first be paired. Phone performance depends on software, coverage & carrier. **12.** Mark Levinson® is a registered trademark of Harman International Industries, Inc. **13.** Drivers should always be responsible for their own safe driving. Please always pay attention to your surroundings and drive safely. Depending on the conditions of roads, vehicles, weather, etc., the system(s) may not work as intended. See *Owner's Manual* for details. **14.** The Lexus Safety System+ Pre-Collision System is designed to help avoid or reduce the crash speed and damage in certain frontal collisions only. It is not a substitute for safe and attentive driving. System effectiveness depends on many factors, such as speed, driver input and road conditions. See *Owner's Manual* for details. **15.** The Pedestrian Detection System is designed to detect a pedestrian ahead of the vehicle, determine if impact is imminent and help reduce impact speed. It is not a substitute for safe and attentive driving. System effectiveness depends on many factors, such as speed, size and position of pedestrians, driver input and weather, light and road conditions. See *Owner's Manual* for details. **16.** Brake Assist is designed to help the driver take full advantage of the benefits of ABS. It is not a substitute for safe driving practices. Braking effectiveness also depends on proper brake-system maintenance, tire and road conditions. See *Owner's Manual* for details. **17.** Dynamic Radar Cruise Control is designed to assist the driver and is not a substitute for safe and attentive driving practices. System effectiveness depends on many factors, such as weather, traffic and road conditions. See *Owner's Manual* for details. **18.** Lane Departure Alert with Steering Assist is designed to read lane markers under certain conditions. It provides a visual and audible alert and slight steering force when lane departure is detected. It is not a collision-avoidance system or a substitute for safe and attentive driving. Effectiveness depends on many factors. See *Owner's Manual* for details. **19.** Preliminary mileage estimates determined by Lexus. EPA mileage estimates not available at time of posting. Actual mileage will vary. **20.** The SmartAccess system may interfere with some pacemakers or cardiac defibrillators. If you have one of these medical devices, please talk to your doctor to see if you should deactivate this system. **21.** The engine immobilizer is a state-of-the-art anti-theft system. When you insert your key into the ignition switch or bring a SmartAccess fob into the vehicle, the key transmits an electronic code to the vehicle. The engine will only start if the code in the transponder chip inside the key/fob matches the code in the vehicle's immobilizer. Because the transponder chip is embedded in the key/fob, it can be costly to replace. If you lose a key or fob, your Lexus dealer can help. Alternatively, you can find a qualified independent locksmith to perform high-security key services by consulting your local *Yellow Pages* or by contacting [www.aloa.org](http://www.aloa.org). **22.** HD Radio™ Technology manufactured under license from iBiquity Digital Corporation U.S. and Foreign Patents. HD Radio™ and the HD, HD Radio, and "Arc" logos are proprietary trademarks of iBiquity Digital Corp. **23.** All the airbag systems are Supplemental Restraint Systems. All airbags (if installed) are designed to inflate only under certain conditions and in certain types of severe collisions: Typically, frontal and knee airbags inflate in frontal collisions; side torso and side curtain airbags inflate in side collisions; and Roll-Sensing Curtain Airbags inflate at a severe roll angle or roll rate. To decrease the risk of injury from an inflating airbag, always wear seatbelts, sit upright in the middle of the seat as far back as possible and do not lean against the door. Do not put objects in front of an airbag or around the seatback. Do not use a rearward-facing child seat in any front passenger seat. The force of an inflating airbag may cause serious injury or death. See *Owner's Manual* for further information/warnings. **24.** Do not rely exclusively on the Blind Spot Monitor. Always look over your shoulder and use your turn signal. There are limitations to the function, detection, range and clarity of the monitor. See *Owner's Manual* for details. **25.** Do not rely exclusively on the Rear Cross-Traffic Alert system. Always look over your shoulder and use your mirrors to confirm rear clearance. There are limitations to the function, detection, range and clarity of the system. See *Owner's Manual* for details. **26.** Do not rely exclusively on the Intuitive Parking Assist system. Always look over your shoulder and use your mirrors to confirm clearance. System effectiveness depends on many factors. See *Owner's Manual* for details. **27.** The backup camera does not provide a comprehensive view of the rear area of the vehicle. You should also look around outside your vehicle and use your mirrors to confirm rearward clearance. Environmental conditions may limit effectiveness and view may become obscured. See *Owner's Manual* for details. **28.** 17- or 18-in performance tires are expected to experience greater tire wear than conventional tires. Tire life may be substantially less than 20,000 miles (17-in) or 15,000 miles (18-in), depending upon driving conditions. **29.** F SPORT Accessories are warranted for 12 months from the date of installation or for the balance of the new-car or Certified Pre-Owned (CPO) warranty in force at the date of installation, whichever is greater, when installed by an authorized Lexus dealer. F SPORT Accessories installed by anyone other than an authorized Lexus dealer are warranted for 12 months from the date of purchase only, and the warranty coverage is limited to the replacement value of the F SPORT Accessories. These warranties do not cover maintenance services such as replacement of brake pads/linings and clutch linings or noise, vibration, cosmetic conditions and other deterioration caused by normal wear and tear. Part failure caused by improper installation by anyone other than an authorized Lexus dealer may void the F SPORT Accessories warranty, the new-vehicle warranty or both. F SPORT is a trademark of Toyota Motor Corporation. Products available through participating Lexus dealers. **30.** The air intake system has an aftermarket emission certificate only and cannot be sold or financed with a new vehicle. **31.** This floor mat was designed specifically for use in your model and model year vehicle and SHOULD NOT be used in any other vehicle. To avoid potential interference with pedal operation, each mat must be secured with its fasteners. Do not install a floor mat on top of an existing floor mat.

Lexus strives to build vehicles to match customer interest, and thus they typically are built with popular options and option packages. Not all options/packages are available separately, and some may not be available in all regions of the country. See [lexus.com](http://lexus.com) for information about options/packages commonly available in your area. If you would prefer a vehicle without any or with different options, contact your dealer to check for current availability or the possibility of placing a special order. Specifications, features, equipment, technical data, performance figures, options, and color and trim are based upon information available at time of printing, are subject to change without notice, and are for mainland U.S.A. vehicles only. Some vehicles shown with available equipment. See your Lexus dealer for details. Lexus reminds you to wear seatbelts, secure children in rear seat, obey all traffic laws and drive responsibly. For more information, call 800-USA-LEXUS (872-5398) or visit [lexus.com](http://lexus.com). To learn more about your financing options, contact your Lexus dealer or call Lexus Financial Services at 800-874-7050.

IS 350 / IS 350 F SPORT

306

HP<sup>1</sup>  
3.5-LITER V6 ENGINE

IS 300 / IS 300 F SPORT

255

HP<sup>1</sup>  
3.5-LITER V6 ENGINE

IS TURBO / IS TURBO F SPORT

241

HP<sup>1</sup>  
2.0-LITER IN-LINE 4  
TURBOCHARGED ENGINE

