

# IS

LEXUS 2018



Three distinct expressions.

Uncommon design.

Unprecedented engineering.

Because standing apart means nothing  
if it doesn't lead to the experience  
of something greater.

The 2018 Lexus IS.

—  
*Experience Amazing*





**IS 300**

Bold styling meets a 2.0-liter turbocharged in-line four-cylinder engine with 241 horsepower.<sup>1</sup> Eight-speed Sport Direct-Shift transmission with paddle shifters. Zero to 60 in 6.9 seconds.<sup>1,2</sup> Rear-wheel drive.

**IS 300 AWD**

Full-time all-wheel drive (AWD) with a more powerful 3.5-liter V6 engine that generates 260 horsepower.<sup>1</sup> Six-speed transmission with paddle shifters. Zero to 60 in 6.1 seconds.<sup>1,2</sup>



**IS 350**

Exhilarating performance delivered by a more powerful 3.5-liter V6 engine with 311 horsepower.<sup>1</sup> Eight-speed Sport Direct-Shift transmission with paddle shifters (RWD). Zero to 60 in 5.6 seconds (RWD)<sup>1,2</sup> / 5.7 seconds (AWD).<sup>1,2</sup> Rear-wheel drive or available all-wheel drive.



**IS F SPORT MODELS**

The next level of dynamic design and performance. Exclusive track-inspired details, such as an F SPORT-tuned suspension, new limited-slip rear differential (IS 350 RWD), dramatic interior and exterior styling, and F SPORT front seats with enhanced bolsters, are available on all IS models.

IS shown in Caviar (left), IS F SPORT shown in Redline (center), IS F SPORT shown in Atomic Silver (right) // Options shown





IS F SPORT shown in Redline // Options shown



IS shown in Silver Lining Metallic // Options shown



IS F SPORT shown in Ultra White // Options shown





IS FSPORT shown with Black NuLuxe and Silver Performance interior trim // Options shown



IS F SPORT shown in Ultra White



With an aggressively styled front fascia, head-turning LED headlamps, distinctive taillamps with signature L-shaped illumination, and an advanced driver-centric cockpit, the 2018 IS commands the road and captivates the eye.

## CUTTING-EDGE DESIGN

—  
Every angle is sharpened to create our most expressive IS yet.



Options shown



IS shown in Atomic Silver // Options shown

---

The 2018 IS makes its track-honed heritage known with a ground-hugging, aerodynamic exterior and assertive styling. An aggressive stance and a striking front fascia are punctuated by sculpted lines that finesse their way from the rocker panels through the rear wheel arches and culminate in the dramatic, sweeping taillamps.

---

The unmistakable LED headlamp design not only attracts attention but also enhances visibility. The available Adaptive Front Lighting System<sup>3</sup> uses the steering angle and speed sensors to direct low-beam headlamp illumination around the corner as the vehicle enters a curve.



## INTERIOR DESIGN

*Where versatile accommodations meet iconic Lexus craftsmanship.*

---

The 2018 IS pairs high attention to detail with high design. Combining exquisite craftsmanship with exceptional comfort, the interior features a shift knob and steering wheel trimmed in hand-selected leather. Located where your hands naturally rest on the steering wheel, an available heating element continually monitors and adjusts the heating level to help maintain a set temperature.

Seating throughout the IS is as adaptable as it is striking. The low-set, 10-way power-adjustable driver's seat, including lumbar, and the eight-way power-adjustable front passenger's seat provide peak comfort, while standard 60/40-split fold-down rear seats provide exceptional versatility. Available heated and ventilated front seats also offer separate heaters and fans in the seat cushions.

---

The dual-zone climate-control system features individual settings to allow the driver and front passenger to adjust their preferred temperatures.



Options shown



Experience innovation in sharp focus. LED headlamps with intelligent high beams,<sup>4</sup> Lexus Safety System+<sup>5</sup>, an available class-leading 10.3-inch center-console-mounted multimedia display,<sup>6</sup> available Lexus Enform<sup>7</sup> and more create a world of connectivity designed for and around the driver.

# LEADING-EDGE TECHNOLOGY

With the most standard safety features in its class and available best-in-class driver technology,<sup>6</sup> the 2018 IS has the intelligence to set it apart.



Options shown

## PEACE OF MIND, STANDARD

Introducing Lexus Safety System+, an integrated suite of class-leading standard active safety equipment.<sup>5,6</sup>

### PRE-COLLISION SYSTEM WITH PEDESTRIAN DETECTION

This system<sup>8</sup> is engineered to detect a vehicle or a pedestrian<sup>9</sup> in the path of your Lexus under certain conditions. Should it determine a frontal collision is imminent, it's designed to automatically prepare Brake Assist<sup>10</sup> for increased brake force and, in some cases, can even automatically brake the vehicle to a stop.

### LANE DEPARTURE ALERT WITH STEERING ASSIST

This system<sup>11</sup> utilizes a camera to monitor visible lane markings. If an inadvertent lane departure, or potential departure due to swaying, is detected at speeds above 32 mph, the system is designed to warn you so that you can steer back into the lane, and can even take corrective measures to help keep you within your visibly marked lane.

### HIGH-SPEED DYNAMIC RADAR CRUISE CONTROL

This system<sup>12</sup> uses radar and camera technology to help you maintain a preset speed and following distance from the vehicle ahead. If you get closer than the preset distance, the throttle is automatically reduced and the brakes may be applied. As soon as the road ahead clears, your Lexus returns to its preset speed.

### INTELLIGENT HIGH-BEAM HEADLAMPS

To help provide greater visibility for you as well as other drivers, intelligent high-beam headlamps<sup>4</sup> offer added illumination to help keep you focused on the road. When the road ahead is clear, the system defaults to high-beam mode, then temporarily switches to low beams when it senses the headlamps or taillamps of vehicles ahead.



LEXUS SAFETY SYSTEM +

IS F SPORT shown in Caviar



## 360-DEGREE CONTROL

### NAVIGATION SYSTEM WITH 10.3-INCH MULTIMEDIA DISPLAY

Largest in its class,<sup>6</sup> the available 10.3-inch high-resolution split-screen multimedia display provides immediate, simultaneous access to audio or climate controls and various systems, including the voice-activated Navigation System.<sup>13</sup>

Class-leading available  
**10.3-in**  
 high-resolution multimedia display<sup>6</sup>

### MARK LEVINSON® PREMIUM SURROUND SOUND AUDIO SYSTEM

The available 15-speaker, 835-watt Mark Levinson Premium Surround Sound Audio System<sup>14</sup> features patented, proprietary Clari-Fi™ technology that restores audio quality from compressed music, resulting in crisp, clear, dynamic sound from any source. This, combined with technology designed to create an expansive "sweet spot" of audio, envelops every passenger in three-dimensional sound that rivals the finest home audio systems.

### DELIVERY AND TECHNOLOGY SPECIALISTS

To help you get the most out of these and other Lexus features, a Vehicle Delivery Specialist will walk you through nearly every setting and function you desire. And to answer questions that arise after delivery, a Vehicle Technology Specialist can offer expert guidance in person or without you ever leaving the driveway via camera-enabled apps like FaceTime.<sup>18</sup> Learn more about these complimentary services at [lexus.com/specialists](http://lexus.com/specialists).

### DRIVE MODE SELECT

Drive Mode Select enables you to make your vehicle more responsive or efficient with a simple turn of a dial. Sport mode alters the powertrain for faster and more dynamic throttle response. Normal mode provides the optimal balance of fuel efficiency and engine performance. ECO mode moderates the throttle response, engine power output and climate settings for increased fuel efficiency.

### LEXUS ENFORM

Available Lexus Enform<sup>7</sup> elevates connected technology and offers concierge-level convenience. From emergency assistance and a live response center agent to the ability to start your engine remotely and access smartphone apps with ease, our premium suite of connected technology offers peace of mind with every drive.

### DRIVER-CENTRIC TECHNOLOGY

From touch-based climate controls to Siri® Eyes Free<sup>15</sup> to the available advanced voice command with Enhanced Bluetooth® technology<sup>16</sup> and more, the IS delivers smart, seamless convenience. In addition to the center-console controller, available Remote Touch<sup>17</sup> allows you to easily move through logical menus of the vehicle's features, with buttons on either side for both driver and front passenger accessibility.



Options shown

Class-leading

10

airbag system<sup>19,20</sup>

#### SCOUT® GPS LINK

An intelligent alternative to available Navigation, Scout® GPS Link<sup>21</sup> uses a smartphone app to offer turn-by-turn directions via the multimedia display. Separate from Lexus Enform<sup>7</sup> services, the standard Scout® GPS Link provides drivers with real-time traffic info, personalized commute times, automatic traffic avoidance and more.

#### INTUITIVE PARKING ASSIST

The available Intuitive Parking Assist<sup>22</sup> utilizes inconspicuous sensors integrated into the front and rear bumpers that are designed to detect surrounding objects. Using audible tones and an indicator on the multimedia display, the system can notify you of a detected object's location and proximity, helping with routine tasks like parallel parking.

#### BLIND SPOT MONITOR WITH REAR CROSS-TRAFFIC ALERT

To help you change lanes with confidence, the available Blind Spot Monitor<sup>23</sup> is designed to detect and warn you of vehicles approaching or positioned in the adjacent lanes. And for added peace of mind, Rear Cross-Traffic Alert<sup>24</sup> can help you when backing out of a parking space by notifying you of vehicles approaching from either side under certain conditions.

#### BACKUP CAMERA WITH DYNAMIC GRIDLINES

When you put the vehicle in reverse, the view from the backup camera<sup>25</sup> is shown on the multimedia display in full color with dynamic gridlines to assist you with parking and other maneuvers.



IS F SPORT shown with Black NuLuxe interior trim // Options shown

# RAZOR'S-EDGE PERFORMANCE



IS F SPORT shown in Obsidian



Experience precise handling, thrilling control and enhanced power in the most track-tested IS ever built.

Tested and tuned at renowned tracks across the globe, the 2018 IS offers three expressions of power and a single vision of visceral, direct performance. With advanced tuning techniques for enhanced fuel efficiency and advanced casting techniques for enhanced responsiveness, the IS delivers acceleration and adrenaline on demand.



Options shown



IS shown in Atomic Silver // Options shown

## THREE FORMS OF POWER

### IS 300 / IS 300 F SPORT

Engineered with highly advanced twin-scroll turbocharger technology and a paddle-shift transmission, the 241-horsepower<sup>1</sup> IS 300 provides the robust power, low-end torque and responsive performance you can feel the moment you accelerate.

### IS 300 AWD / IS 300 AWD F SPORT

With an all-wheel drive system designed to adapt to changing conditions, the IS 300 AWD delivers enhanced V6 power with 260 horsepower<sup>1</sup> and a paddle-shift transmission. The F SPORT model also offers a more robust engine note when pushed to higher rpm.

### IS 350 / IS 350 F SPORT

Engineered for peak performance, the IS 350 wields a more powerful 311-horsepower<sup>1</sup> V6 and paddle-shift transmission. When pushed to higher rpm, the IS 350 F SPORT is filled with a throaty engine note that complements its exhilarating performance.

## ALL-WHEEL DRIVE

Style doesn't have to take a snow day with the IS 300 AWD and IS 350 AWD. By automatically allocating engine power between the front and rear axles from 30/70 to as much as 50/50, all-wheel drive can help provide enhanced traction and control on a wide range of road surfaces and conditions.

Torque split up to  
**50/50**




IS F SPORT shown in Ultra White



## F SPORT PERFORMANCE

*Tuned by the same team behind the legendary LFA supercar, the IS F SPORT offers the next level of dynamic handling and response.*



The IS F SPORT is an overdose of performance, engineering and dynamic styling. Exclusive to the IS 350 F SPORT, Adaptive Variable Suspension monitors and adjusts the shock settings on each wheel, depending on the conditions. And, while cornering, the suspension is tightened for reduced body lean and even greater response. New to the rear-wheel drive IS 350 F SPORT for 2018, a limited-slip rear differential effectively distributes engine power to the rear wheel with the most grip to help optimize traction, handling and control in a variety of conditions.

### SPORT S / SPORT S+ DRIVE MODES

Sport S mode adjusts the amount of steering response, alters the powertrain for faster gear changes and more dynamic throttle mapping, and switches the outer ring of the LFA-inspired tachometer to white on F SPORT models. The IS 350 F SPORT's Sport S+ mode goes a step further by tightening the suspension. In both modes, the transmission's shift points are automatically altered coming into and out of corners for sharper acceleration.

IS F SPORT shown in Redline

## F SPORT STYLING

The interior of the F SPORT is a sleek and aggressive command center. Featuring enhanced bolsters and a unique foam-injected construction designed to cradle the driver during high-G turns, exclusive F SPORT seats wrap the driver from hip to shoulder. Their low position helps place the driver's hip point as close as possible to the vehicle's center

of gravity for a more dynamic driving experience. Beyond the track-inspired seating, a steering wheel trimmed in perforated leather, aluminum pedals, exclusive stitching and race-inspired instrumentation deliver unmistakable F SPORT style.



### LFA-INSPIRED DIGITAL INSTRUMENTATION

Nearly identical to the digital gauges in the world-renowned LFA supercar, the instrument cluster in the IS F SPORT models features a digital display that moves in concert with a sliding bezel, expanding and retracting digital readouts when information is accessed.



### EXCLUSIVE 18-INCH SPLIT-FIVE-SPOKE ALLOY WHEELS

Exclusive 18-inch alloy wheels<sup>26</sup> feature a dynamic split-spoke design inherited from the LFA, and pair with high-friction brake pads<sup>27</sup> designed to offer greater responsiveness and reduced fade.



IS F SPORT shown with Rioja Red NuLuxe and Silver Performance interior trim // Options shown

IS 300 /  
IS 300 F SPORT

241

HORSEPOWER<sup>1</sup>

IN-  
LINE 4

2.0-LITER TURBO-  
CHARGED ENGINE

RWD

STANDARD

8

SPEED

6.9

0-60 MPH (SEC)<sup>1,2</sup>

22/32/26

CTY / HWY / CMB  
ESTIMATED MPG<sup>28</sup>

IS 300 AWD /  
IS 300 AWD F SPORT

260

HORSEPOWER<sup>1</sup>

V6

3.5-LITER ENGINE

AWD

STANDARD

6

SPEED

6.1

0-60 MPH (SEC)<sup>1,2</sup>

19/26/22

CTY / HWY / CMB  
ESTIMATED MPG<sup>28</sup>

IS 350 AWD /  
IS 350 AWD F SPORT

311

HORSEPOWER<sup>1</sup>

V6

3.5-LITER ENGINE

AWD

STANDARD

6

SPEED

5.7

0-60 MPH (SEC)<sup>1,2</sup>

19/26/22

CTY / HWY / CMB  
ESTIMATED MPG<sup>28</sup>

IS 350 /  
IS 350 F SPORT

311

HORSEPOWER<sup>1</sup>

V6

3.5-LITER ENGINE

RWD

STANDARD

8

SPEED

5.6

0-60 MPH (SEC)<sup>1,2</sup>

20/28/23

CTY / HWY / CMB  
ESTIMATED MPG<sup>28</sup>

STANDARD  
ON EVERY IS

LED headlamps and daytime running lights (DRL)

Power moonroof

SmartAccess<sup>29,30</sup> with push-button Start/Stop

Drive Mode Select

Dual-zone climate control

NuLuxe interior trim

Lexus Display<sup>17</sup> Audio with color multimedia display

Scout<sup>®</sup> GPS Link<sup>7,21</sup> with TurnStream<sup>™</sup> Complimentary for the first six years of ownership.

Voice command

Subscription-free Traffic and Weather updates via HD Radio<sup>™31</sup>

Bluetooth<sup>16</sup> and USB smartphone connectivity

Backup camera<sup>25</sup>

10 standard airbags<sup>20</sup>

Lexus Enform Safety Connect<sup>32</sup> and Service Connect.<sup>33</sup> Complimentary for the first 10 years of ownership.

Lexus Enform Remote<sup>34</sup> app. Complimentary for the first year of ownership.

Lexus Safety System+<sup>5</sup> (Pre-Collision System<sup>8</sup> with Pedestrian Detection,<sup>9</sup> High-Speed Dynamic Radar Cruise Control,<sup>12</sup> intelligent high-beam headlamps,<sup>4</sup> and Lane Departure Alert<sup>11</sup> with Steering Assist)

Complimentary maintenance services (please refer to the Warranty and Services Guide for details)

INDIVIDUAL OPTIONS

Blind Spot Monitor<sup>23</sup> with Rear Cross-Traffic Alert<sup>24</sup> and electrochromic (auto-dimming) heated outside mirrors

Power rear sunshade

Intuitive Parking Assist<sup>22</sup>

Heated steering wheel

Adaptive Front Lighting System<sup>3</sup>


OVERALL LENGTH 184.3 IN / WHEELBASE 110.2 IN / WIDTH 71.3 IN (MIRRORS FOLDED) / HEIGHT 56.3 IN

DIMENSIONS



"Highest in Customer Satisfaction with Dealer Service among Luxury Brands"<sup>35</sup>

-J.D. POWER



A

## PREMIUM PACKAGE

Heated and ventilated front seats

## COMFORT PACKAGE

Includes Premium Package, plus:

- A Power tilt-and-telescopic steering column
- Rain-sensing windshield wipers
- Blind Spot Monitor<sup>23</sup> with Rear Cross-Traffic Alert<sup>24</sup>
- Electrochromic (auto-dimming) heated outside mirrors with auto tilt-down in reverse
- Lexus Memory System for driver's seat, outside mirrors and steering column

## NAVIGATION PACKAGE

Navigation System<sup>13</sup> with Lexus Enform App Suite<sup>7</sup>  
 10.3-in high-resolution split-screen multimedia display  
 Remote Touch<sup>17</sup>  
 Lexus Enform Destination Assist.<sup>7</sup> Complimentary for the first year of ownership.

## NAVIGATION/ MARK LEVINSON PACKAGE

- Includes Navigation Package, plus:
- B Mark Levinson Premium Surround Sound Audio System
  - 15 high-efficiency speakers including inverted-motor subwoofer
  - 835-watt 12-channel Class-D amplifier
  - 5.1-channel surround sound
  - Machined-aluminum control knobs



B

## F SPORT

Includes Premium Package, plus:


F SPORT 18-in split-five-spoke alloy wheels with summer (RWD) or all-season (AWD) tires<sup>26</sup>  
 F SPORT suspension tuning  
 F SPORT-tuned Adaptive Variable Suspension with Sport S/S+ modes (IS 350)  
 Limited-slip rear differential (IS 350 RWD)  
 LFA-inspired instrumentation  
 Silver Performance interior trim  
 F SPORT bolstered heated and ventilated front seats  
 Perforated leather-trimmed shift knob and steering wheel with F SPORT logo  
 Black headliner

- C Aluminum pedals
- F SPORT exterior styling including unique front bumper, grille and rear valance

## ACCESSORIES

- REAR BUMPER APPLIQUÉ**  
Helps protect bumper from scratches, gouges and marring.
- BODY-SIDE MOLDINGS**  
With a high-quality body-color finish, these help protect from scratches and dents.
- F SPORT LOWERING SPRINGS<sup>36</sup>**  
With a striking blue finish, these precision-engineered springs lower your IS for enhanced response and agility.
- D **ALL-WEATHER FLOOR LINERS<sup>37</sup>**  
Tub-style perimeter design helps provide optimal protection and an ideal fit.
- GLASS BREAKAGE SENSOR**  
Wrap your Lexus in a force field of security. The Lexus glass breakage sensor helps deter theft.

For a complete list of Genuine Lexus Accessories, visit [lexus.com/IS/accessories](http://lexus.com/IS/accessories). Options shown.



C



D

## WHEELS

---



17-in

Split-five-spoke alloy wheels<sup>26</sup>  
STANDARD IS 300, IS 300 AWD



18-in

Mesh alloy wheels<sup>26</sup>  
AVAILABLE IS 300, IS 300 AWD



18-in

Five-spoke alloy wheels<sup>26</sup>  
STANDARD IS 350  
AVAILABLE IS 300, IS 300 AWD




18-in

Split-five-spoke alloy wheels<sup>26</sup>  
STANDARD IS F SPORT



IS F SPORT shown in Ultra White

# COLOR, MATERIAL & FINISH



BLACK NULUXE	●	■
NUANCE BLACK NULUXE	●	■
CHATEAU NULUXE	●	■
FLAXEN NULUXE	●	■
RIOJA RED NULUXE	●	■

## INTERIOR & TRIM

IS ●  
 IS F SPORT ■  
 Additional charge \*



EMINENT WHITE PEARL	●	■	■	■	■	■	■	■	■	■
NEBULA GRAY PEARL	●	●	■	■	■	■	■	■	■	■
SILVER LINING METALLIC	●	■	■	■	■	■	■	■	■	■
ATOMIC SILVER	●	■	■	■	■	■	■	■	■	■
CAVIAR	●	■	■	■	■	■	■	■	■	■
OBSIDIAN	●	■	■	■	■	■	■	■	■	■
NIGHTFALL MICA	●	■	■	■	■	■	■	■	■	■
REDLINE	●	■	■	■	■	■	■	■	■	■
ULTRASONIC BLUE MICA 2.0*	●	■	■	■	■	■	■	■	■	■
ULTRA WHITE	●	■	■	■	■	■	■	■	■	■

## EXTERIOR

IS 300 /  
IS 300 F SPORT

241

HORSEPOWER<sup>1</sup>

IN-  
LINE 4

2.0-LITER TURBO-  
CHARGED ENGINE

IS 300 AWD /  
IS 300 AWD F SPORT

260

HORSEPOWER<sup>1</sup>

V6

3.5-LITER ENGINE

IS 350 /  
IS 350 F SPORT

311

HORSEPOWER<sup>1</sup>

V6

3.5-LITER ENGINE

WARRANTY Four-year/50,000-mile Lexus Limited Warranty. Six-year/70,000-mile Powertrain Warranty. Six-year/unlimited-mileage Corrosion Perforation Warranty. All warranties with zero deductible. See the *IS Warranty and Services Guide* at your Lexus dealer for details.

DISCLOSURES **1.** Ratings achieved using the required premium unleaded gasoline with an octane rating of 91 or higher. If premium fuel is not used, performance will decrease. **2.** Performance figures are for comparison only and were obtained with prototype vehicles by professional drivers using special safety equipment and procedures. Do not attempt. **3.** The Adaptive Front Lighting System helps improve vision at night. Situations such as a dirty windshield, rapidly changing light conditions or hilly terrain will limit effectiveness, requiring the driver to manually turn off the system. See *Owner's Manual* for details. **4.** Intelligent high beams operate at speeds above 25 mph. Factors such as a dirty windshield, weather, lighting and terrain limit effectiveness, requiring driver to manually operate the high beams. See *Owner's Manual* for additional limitations and details. **5.** Drivers are responsible for their own safe driving. Always pay attention to your surroundings and drive safely. Depending on the conditions of roads, weather and the vehicle, the system(s) may not work as intended. See *Owner's Manual* for additional limitations and details. **6.** Based on manufacturers' website data July 2017. **7.** Be sure to obey traffic regulations and maintain awareness of road and traffic conditions at all times. Apps/services vary by phone/carrier; functionality depends on many factors. Select apps use large amounts of data; you are responsible for charges. Apps & services subject to change. See [lexus.com/enform](http://lexus.com/enform) for details. **8.** The Lexus Safety System+ Pre-Collision System is designed to help avoid or reduce the crash speed and damage in certain frontal collisions only. It is not a substitute for safe and attentive driving. System effectiveness is dependent on road, weather and vehicle conditions. See *Owner's Manual* for additional limitations and details. **9.** The Pedestrian Detection System is designed to detect a pedestrian ahead of the vehicle, determine if impact is imminent and help reduce impact speed. It is not a substitute for safe and attentive driving. System effectiveness depends on many factors, such as speed, size and position of pedestrians and weather, light and road conditions. See *Owner's Manual* for additional limitations and details. **10.** Brake Assist is designed to help the driver take full advantage of the benefits of ABS. It is not a substitute for safe driving practices. Braking effectiveness also depends on proper vehicle maintenance, tire and road conditions. See *Owner's Manual* for additional limitations and details. **11.** Lane Departure Alert with Steering Assist is designed to read lane markers under certain conditions. It provides a visual and audible alert and slight steering force when lane departure is detected. It is not a collision-avoidance system or a substitute for safe and attentive driving. Effectiveness is dependent on road, weather and vehicle conditions. See *Owner's Manual* for additional limitations and details. **12.** Dynamic Radar Cruise Control is designed to assist the driver and is not a substitute for safe and attentive driving practices. System effectiveness is dependent on road, weather and traffic conditions. See *Owner's Manual* for additional limitations and details. **13.** Be sure to obey traffic regulations and maintain awareness of road and traffic conditions at all times. Availability & accuracy of the information provided by the Navigation System is dependent upon many factors. Use common sense when relying on information provided. Services & programming subject to change. Services not available in every city or roadway. Updates may be available from your dealer at an additional cost. See *Owner's Manual* for details. **14.** Mark Levinson® is a registered trademark of Harman International Industries, Inc. **15.** Always drive safely, obey traffic laws & focus on the road while driving. Siri® is available on select iPhone/iPad models & requires Internet access. Siri® is not available in all languages or all areas & features vary by area. Some Siri® functionality & commands are not accessible in the vehicle. Data charges may apply. See [Apple.com](http://Apple.com) & phone carrier for details. Siri® is a registered trademark of Apple Inc. **16.** Concentrating on the road should always be your first priority while driving. Do not use the hands-free phone system if it will distract you. The Bluetooth® word mark and logos are registered trademarks owned by Bluetooth SIG, Inc. and any use of such marks by Lexus is under license. A compatible Bluetooth-enabled phone must first be paired. Phone performance depends on software, coverage & carrier. **17.** Be sure to obey traffic regulations and maintain awareness of road and traffic conditions. **18.** FaceTime® is a registered trademark of Apple Inc. All rights reserved. **19.** Based on 2018 vs. 2017 Near-Luxury Class four-door sedans. **20.** All the airbag systems are Supplemental Restraint Systems. All airbags (if installed) are designed to inflate only under certain conditions and in certain types of severe collisions. To decrease the risk of injury from an inflating airbag, always wear seatbelts and sit upright in the middle of the seat as far back as possible. Do not put objects in front of an airbag or around the seatback. Do not use a rearward-facing child seat in any front passenger seat. See *Owner's Manual* for further information & warnings. **21.** Availability & accuracy of the information provided by Scout® GPS Link is dependent upon many factors. Use common sense when relying on information provided. Services & programming subject to change. Services not available in every city or roadway. See [lexus.com/enform for details. Scout® is a registered trademark of Telenav, Inc. \*\*22.\*\* Intuitive Parking Assist \(IPA\) is designed to assist drivers in avoiding potential collisions at speeds of 9 mph or less. Certain vehicle and environmental factors, including an object's shape and composition, may affect the ability of the IPA to detect it. Always look around outside the vehicle and use mirrors to confirm clearance. See \*Owner's Manual\* for additional limitations and details. \*\*23.\*\* Do not rely exclusively on the Blind Spot Monitor. Always look over your shoulder and use your turn signal. There are limitations to the function, detection and range of the monitor. See \*Owner's Manual\* for additional limitations and details. \*\*24.\*\* Do not rely exclusively on the Rear Cross-Traffic Alert system. Always look over your shoulder and use your mirrors to confirm rear clearance. There are limitations to the function, detection and range of the system. See \*Owner's Manual\* for additional limitations and details. \*\*25.\*\* The backup camera does not provide a comprehensive view of the rear area of the vehicle. You should also look around outside your vehicle and use your mirrors to confirm rearward clearance. Environmental conditions may limit effectiveness and view may become obscured. See \*Owner's Manual\* for additional limitations and details. \*\*26.\*\* 17- or 18-in performance tires are expected to experience greater tire wear than conventional tires. Tire life may be substantially less than 20,000 miles \(17-in\) or 15,000 miles \(18-in\), depending upon driving conditions. \*\*27.\*\* High-friction brakes require periodic inspection and measurement as outlined in the \*Warranty and Services Guide\*. The pads and rotors are expected to experience greater wear than conventional brakes. Pad life may be less than 20,000 miles, and brake rotor life may be less than 50,000 miles depending on driving conditions. It is an inherent characteristic of materials and design of brake pads used in this high-performance brake system that brake noise/squeal may result. \*\*28.\*\* Preliminary mileage estimates determined by Lexus. EPA mileage estimates not available at time of publishing. Actual mileage will vary. \*\*29.\*\* The SmartAccess system may interfere with some pacemakers or cardiac defibrillators. If you have one of these medical devices, please talk to your doctor to see if you should deactivate this system. \*\*30.\*\* The engine immobilizer is a state-of-the-art anti-theft system. When you insert your key into the ignition switch or bring a SmartAccess fob into the vehicle, the key transmits an electronic code to the vehicle. The engine will only start if the code in the transponder chip inside the key/fob matches the code in the vehicle's immobilizer. Because the transponder chip is embedded in the key/fob, it can be costly to replace. If you lose a key or fob, your Lexus dealer can help. Alternatively, you can find a qualified independent locksmith to perform high-security key services by consulting your local Yellow Pages or by contacting \[www.alo.org\]\(http://www.alo.org\). \*\*31.\*\* HD Radio™ Technology manufactured under license from iBiquity Digital Corporation U.S. and Foreign Patents. HD Radio™ and the HD, HD Radio, and "Arc" logos are proprietary trademarks of iBiquity Digital Corp. \*\*32.\*\* Contact with the response center may not be available in all areas. Service Agreements required. A variety of subscription terms available; charges will vary. \*\*33.\*\* Information provided is based on the last time data was collected from the vehicle and may not be up to date. System functionality depends on vehicle connectivity. \*\*34.\*\* Use only if aware of circumstances surrounding vehicle and it is safe to do so \(e.g., do not remotely start engine if vehicle is in an enclosed space\). Functionality depends on many factors, such as vehicle and smartphone connectivity. Registration and app download are required. Subscription purchase required after trial. See usage precautions and service limitations in \*Owner's Manual\*. \*\*35.\*\* Lexus received the highest numerical score among 12 luxury brands in the J.D. Power 2017 U.S. Customer Service Index \(CSI\) Study, based on 70,342 total responses, measuring customer satisfaction with dealer and non-dealer service during the first 3 years of ownership, surveyed October-December 2016. Your experiences may vary. Visit \[jdpower.com\]\(http://jdpower.com\). \*\*36.\*\* F SPORT Accessories are warranted for 12 months from the date of installation or for the balance of the new-car or Certified Pre-Owned \(CPO\) warranty in force at the date of installation, whichever is greater, when installed by an authorized Lexus dealer. F SPORT Accessories installed by anyone other than an authorized Lexus dealer are warranted for 12 months from the date of purchase only, and the warranty coverage is limited to the replacement value of the F SPORT Accessories. These warranties do not cover maintenance services such as replacement of brake pads/linings and clutch linings or noise, vibration, cosmetic conditions and other deterioration caused by normal wear and tear. Part failure caused by improper installation by anyone other than an authorized Lexus dealer may void the F SPORT Accessories warranty, the new-vehicle warranty or both. F SPORT is a trademark of Toyota Motor Corporation. Products available through participating Lexus dealers. \*\*37.\*\* Carpet and all-weather floor liners/mats are model-specific with model names. Floor liners/mats are designed for use in a specific model and model year vehicle and SHOULD NOT be used in any other vehicle. To avoid potential interference with pedal operation, each liner/mat must be secured with its fasteners. Do not install a floor liner/mat on top of an existing floor liner/mat.](http://lexus.com/enform)

Lexus strives to build vehicles to match customer interest, and thus they typically are built with popular options and option packages. Not all options/packages are available separately, and some may not be available in all regions of the country. See [lexus.com](http://lexus.com) for information about options/packages commonly available in your area. If you would prefer a vehicle without any or with different options, contact your dealer to check for current availability or the possibility of placing a special order. Specifications, features, equipment, technical data, performance figures, options, and color and trim are based upon information available at time of printing, are subject to change without notice, and are for mainland U.S.A. vehicles only. Some vehicles shown with available equipment. See your Lexus dealer for details. Lexus reminds you to wear seatbelts, secure children in rear seat, obey all traffic laws and drive responsibly. For more information, call 800-USA-LEXUS (872-5398) or visit [lexus.com](http://lexus.com). To learn more about your financing options, contact your Lexus dealer or call Lexus Financial Services at 800-874-7050.

