

2023 IS





[JUMP TO:](#)

[STYLES](#)

[PERFORMANCE](#)

[DESIGN](#)

[TECHNOLOGY](#)

[OWNERSHIP](#)

[SPECS](#)

[PACKAGES](#)

[BUILD YOUR IS](#)

[FIND A DEALER](#)

[VIEW LEXUS OFFERS](#)



ALL-IN ENGINEERING. ALL-OUT PERFORMANCE.

To deliver pure exhilaration, there are no shortcuts. Pushed to the limit at every turn, the 2023 IS line combines daring style, uncompromising engineering and our most powerful IS ever.



IS shown in Iridium³ (left) and
IS F SPORT shown in Ultrasonic Blue Mica 2.0³ (right)

IS 300

- 241-horsepower¹ in-line 4 turbo (RWD) or 260-horsepower¹ 3.5-liter V6 (AWD)
- All IS models feature Lexus Safety System+ 2.5²

IS 350 F SPORT DESIGN

- 311-horsepower¹ 3.5-liter V6 (RWD/AWD)
- F SPORT exterior styling

IS 350 F SPORT

- F SPORT seats with enhanced bolsters
- Aluminum pedals



IS 500 F SPORT PERFORMANCE

- The IS 500 is the most powerful IS ever, with a 472-horsepower¹ 5.0-liter V8
- 4.4-second 0-60 time⁴

IS 500 F SPORT PERFORMANCE PREMIUM

- Premium Triple-Beam LED headlamps
- Navigation System⁵ and Mark Levinson[®] Premium Surround Sound

IS 500 F SPORT Performance shown in Cloudburst Gray³

IS 500 STYLES



IS F SPORT shown in Infrared³

MORE THAN TRACK-TESTED. TRACK-BORN.

Engineering a sport sedan this unrelenting requires a testing ground to match. Born on the demanding Shimoyama track, every element of the IS was honed to create optimum agility and responsiveness.



Visual effects shown. Do not attempt.

IS 300

- Available all-wheel drive
- Eight-speed Sport Direct-Shift automatic transmission (RWD)

IS 350 F SPORT DESIGN

- 0-60 in 5.6 seconds^{1,6} (RWD)
- F SPORT-tuned suspension


IS 350 F SPORT

- Performance-inspired instrumentation
- 19-inch staggered-width alloy wheels

Learn more at
lexus.com/ISPerformance



IS 500 F SPORT Performance
shown in Infrared³



- Exclusive stacked quad exhaust tips
- Naturally aspirated V8 with 472 horsepower¹ at 7,100 rpm

- Yamaha[®] rear performance dampers
- F SPORT-tuned Adaptive Variable Suspension

- Torsen^{®7} limited-slip rear differential
- Two-piece aluminum 14.0-in front and 12.7-in rear brake rotors

Learn more at
lexus.com/ISPerformance

PERFORMANCE
FEATURES
IS 500



IS shown with Rioja Red NuLuxe® and Black Geometric interior trim

PURE STYLE, INSIDE AND OUT.

With dramatic character lines on the outside, bold details inside, and two new expressions of F SPORT styling—the 2023 IS line looks as aggressive as it feels.



IS shown in Iridium³


- Low, imposing stance
- Aerodynamic coupe-like silhouette

- Slim LED headlamps with integrated daytime running lights
- Distinctive singular LED Blade Taillamp

- Available 19-inch split-10-spoke alloy wheels
- Available heated and ventilated front seats

Learn more at
lexus.com/ISDesign

DESIGN
FEATURES
IS



IS F SPORT shown in Grecian Water

IS 350 F SPORT DESIGN

- F SPORT exterior styling, including grille and rear spoiler
- Silver and gray F SPORT badging

IS 350 F SPORT

- F SPORT seats with enhanced bolsters
- Silver and white F SPORT badging

- F SPORT Black Geometric interior trim
- Available 19-inch Matte Black BBS® wheels⁸

Learn more at
lexus.com/ISDesign

DESIGN
FEATURES
IS F SPORT MODELS



IS 500 F SPORT Performance
shown in Cloudburst Gray³



- Raised front hood
- Black F SPORT Performance interior and exterior badging
- 19-inch split-10-spoke Enkei alloy wheels
- Dark chrome-finished window trim
- F SPORT Performance front door-sill scuff plates
- Satin Chrome interior trim

Learn more at
lexus.com/ISDesign

DESIGN
FEATURES
IS 500



IS shown with Apple CarPlay[®] integration and
Glazed Caramel NuLuxe[®] interior trim

ONE MORE WAY YOU'LL FEEL CONNECTED

Offering a 10.3-inch pinch-and-zoom touchscreen multimedia display, this is more than technology that connects you—it's an extension of you.



IS F SPORT shown with Circuit Red NuLuxe® interior trim



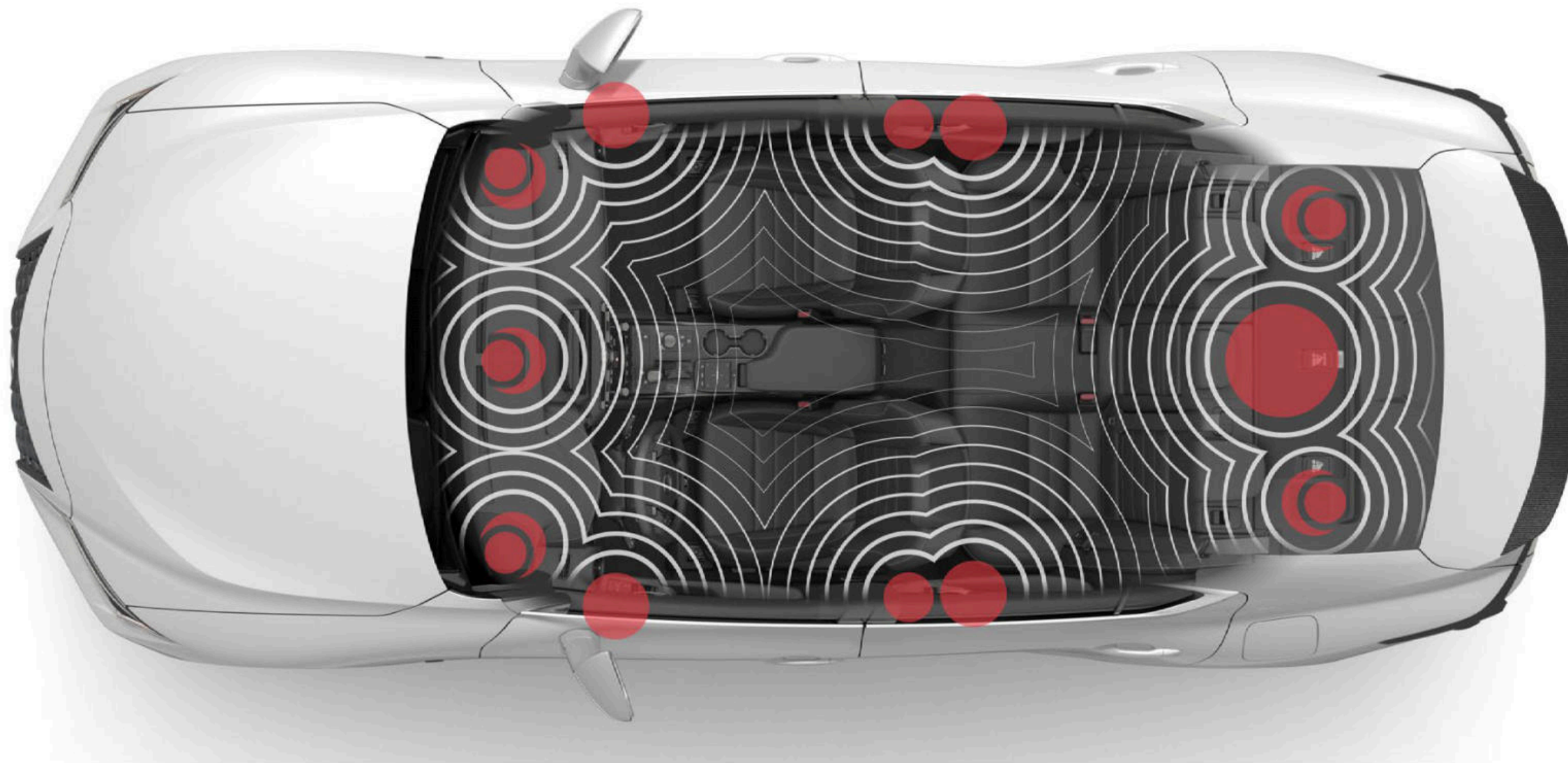
- Apple CarPlay^{®9} integration
- Android Auto^{™10} compatibility
- Alexa¹¹ compatibility

- Lexus app (engine start with active Enform Remote¹² trial or subscription, service scheduling and more)
- Available Panoramic View Monitor¹³

- Performance-inspired instrumentation. Taking the F SPORT digital gauges further, the IS 500 features an exclusive startup animation.

Learn more at
lexus.com/ISTechnology

TECHNOLOGY
FEATURES



DON'T JUST LISTEN. FEEL.

Unlock a deeper appreciation of sound—and experience music in its highest fidelity while being enveloped in a three-dimensional soundscape.

— 17 speakers

— 1,800 watts
amplified power

— 7.1-channel architecture

— Quantum Logic® Surround



- Road Sign Assist¹⁴
- Intelligent High Beams¹⁵
- All-Speed Dynamic Radar Cruise Control¹⁶
- Pre-Collision System with Pedestrian Detection¹⁷
- Lane Tracing Assist¹⁸
- Lane Departure Alert with Steering Assist¹⁹

PEACE OF MIND, STANDARD.

Our integrated suite of class-leading standard active safety equipment, Lexus Safety System+ 2.5^{2,20} adds peace of mind and convenience to every drive.

Learn more at
lexus.com/ISSafety

IS SPORT shown in Iridium³

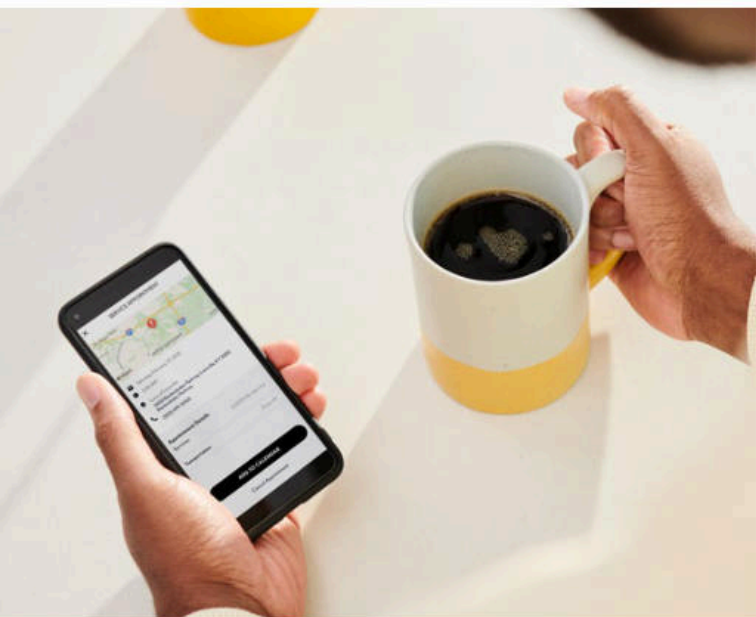
SAFETY
FEATURES



NOT A CAR.
A LEXUS.

Lexus ownership goes far beyond the vehicle. From dealership amenities that make you feel like a guest in our home to exclusive event invitations, special offers and more, Lexus rewards the driver at every touchpoint.

OWNERSHIP



— Complimentary shuttle service

— Wi-Fi lounge

— Loaner vehicles²¹

— Complimentary maintenance services²²

— Convenient pickup and delivery

— Complimentary car wash

Learn more at
lexus.com/OwnerServices

OWNER SERVICES



- Entertainment exclusives
- Elite culinary experiences

- Exclusive retailer offers
- VIP sporting event access

- Resort credits and more

Learn more at
lexus.com/OwnerBenefits

OWNER
BENEFITS

IS 300

241

HORSEPOWER¹

IN-LINE 4

TURBOCHARGED
2.0-LITER ENGINE

258

LB-FT OF TORQUE¹

RWD

STANDARD

8

SPEED SPORT
DIRECT-SHIFT AUTOMATIC
TRANSMISSION

6.9 0-60 MPH
(SEC)¹⁶

21/31/25

CTY / HWY / CMB
ESTIMATED MPG²³

IS 300 AWD

260

HORSEPOWER¹

V6

3.5-LITER ENGINE

236

LB-FT OF TORQUE¹

AWD

STANDARD

6

SPEED
AUTOMATIC
TRANSMISSION

6.1 0-60 MPH
(SEC)¹⁶

19/26/22

CTY / HWY / CMB
ESTIMATED MPG²³

IS 350

311

HORSEPOWER¹

V6

3.5-LITER ENGINE

280

LB-FT OF TORQUE¹

RWD

STANDARD

8

SPEED SPORT
DIRECT-SHIFT AUTOMATIC
TRANSMISSION

5.6 0-60 MPH
(SEC)¹⁶

20/28/23

CTY / HWY / CMB
ESTIMATED MPG²³

IS 500

472

HORSEPOWER¹

V8

5.0-LITER ENGINE

395

LB-FT OF TORQUE¹

RWD

STANDARD

8

SPEED SPORT
DIRECT-SHIFT AUTOMATIC
TRANSMISSION

4.4 0-60 MPH
(SEC)⁴

17/25/20

CTY / HWY / CMB
ESTIMATED MPG²³



IS STYLES



IS 300

Standard features:

- LED headlamps, taillamps and daytime running lights
- NuLuxe^{®24} interior trim
- Eight-way power front seats
- Dual-zone climate control
- Heated outside mirrors
- Apple CarPlay^{®9} integration
- Alexa¹¹ compatibility
- Android Auto^{TM10} compatibility
- Lexus Multimedia System²⁵ with 8.0-inch touchscreen display
- Lexus Enform Safety Connect,²⁶ Service Connect,²⁷ Remote,¹² and Wi-Fi²⁸ trials. Paid subscription required after trial. 4G network dependent. See lexus.com for details.
- Blind Spot Monitor²⁹ with Rear Cross-Traffic Alert³⁰
- Backup camera with dynamic gridlines³¹
- 10 standard airbags³²



IS 350 F SPORT DESIGN

Includes IS 300 features, and adds or replaces:

- Heated front seats
- F SPORT-tuned suspension
- F SPORT exterior styling, including unique front and rear bumpers, grille surround, rear spoiler and exhaust tips
- F SPORT 19-in split-five-spoke alloy wheels with Dark Metallic finish and summer³³ (RWD) or all-season (AWD) tires
- F SPORT Design exterior badging



IS 350 F SPORT

Includes IS 350 F SPORT Design features, and adds or replaces:

- Performance-inspired instrumentation with sliding bezel
- F SPORT heated leather-trimmed steering wheel
- F SPORT bolstered heated and ventilated front seats
- 10-way power-adjustable driver's seat including lumbar support
- Four-way adjustable headrests
- Embossed interior door trim
- Black Geometric interior trim
- Aluminum pedals
- F SPORT 19-in split-five-spoke staggered-width alloy wheels with Dark Metallic finish and summer³³ (RWD) or all-season (AWD) tires

View all standard features and configure yours at lexus.com/ISBuild



IS 500 STYLES



IS 500 F SPORT PERFORMANCE

Includes IS 350 F SPORT features, and adds or replaces:

- Drive Mode Select with Sport S/S+ and Custom modes
- Power tilt-and-slide moonroof
- Intuitive Parking Assist with Auto Braking³⁴ and Rear Cross-Traffic Braking³⁵
- Power tilt-and-telescopic steering wheel
- Outside mirrors with auto tilt-down in reverse
- Lexus Memory System for driver's seat, outside mirrors and steering wheel
- Yamaha[®] rear performance dampers
- F SPORT-tuned Adaptive Variable Suspension
- Two-piece aluminum 14.0-in front and 12.7-in rear brake rotors
- Quad exhaust tips
- Raised front hood
- Satin Chrome interior trim
- F SPORT Performance front door-sill scuff plates
- IS 500 startup animation in multi-information display
- F SPORT Performance 19-in staggered-width split-10-spoke Enkei alloy wheels



IS 500 F SPORT PERFORMANCE PREMIUM

Includes IS 500 F SPORT Performance features, and adds or replaces:

- Panoramic View Monitor¹³
- Power rear sunshade
- Premium Triple-Beam LED headlamps
- Navigation System⁵
- 10.3-in high-resolution touchscreen multimedia display
- Lexus Enform Dynamic Navigation,³⁶ Dynamic Voice Command,³⁶ and Destination Assist³⁷ trials. Paid subscription required after trial. 4G network dependent. See lexus.com for details.
- Mark Levinson^{®38} 17-speaker, 1,800-watt Premium Surround Sound
- Machined aluminum control knobs



PACKAGES



COMFORT PACKAGE (IS 300)

- Heated and ventilated front seats
- Heated leather-trimmed steering wheel
- Power tilt-and-slide moonroof
- Rain-sensing windshield wipers
- Auto-dimming rearview mirror with HomeLink^{®39} system

PREMIUM PACKAGE (IS 300)

Includes Comfort Package features, and adds or replaces:

- Open-Pore Black interior trim
- Power tilt-and-telescopic steering column
- Outside mirrors with auto tilt-down in reverse
- Lexus Memory System for driver's seat, outside mirrors and steering column

- 19-in split-10-spoke alloy wheels with summer³³ (RWD) or all-season (AWD) tires
- Front door-sill scuff plates
- Rear armrest with cupholders
- Power rear sunshade

MEMORY PACKAGE (IS 350 F SPORT)

- Power tilt-and-telescopic steering wheel
- Outside mirrors with auto tilt-down in reverse
- Lexus Memory System for driver's seat, outside mirrors and steering wheel



PACKAGES (CONT.)



HANDLING PACKAGE (IS 350 F SPORT)

- Drive Mode Select with Sport S/S+ and Custom modes
- F SPORT-tuned Adaptive Variable Suspension
- Torsen^{®7} limited-slip rear differential (RWD)

NAVIGATION PACKAGE

- Navigation System⁵
- 10.3-in high-resolution touchscreen multimedia display
- Lexus Enform Dynamic Navigation,³⁶ Dynamic Voice Command,³⁶ and Destination Assist³⁷ trials. Paid subscription required after trial. 4G network dependent. See lexus.com for details.

NAVIGATION / MARK LEVINSON PACKAGE

Includes Navigation Package, plus:

- Mark Levinson[®] 17-speaker, 1,800-watt Premium Surround Sound
- Machined aluminum control knobs



OPTIONS



- Premium Triple-Beam LED headlamps
- Power tilt-and-slide moonroof
- Power rear sunshade

- Panoramic View Monitor¹³
- Intuitive Parking Assist with Auto Braking³⁴ and Rear Cross-Traffic Braking³⁵

- Mark Levinson® 17-speaker, 1,800-watt Premium Surround Sound



WHEELS



18-in

Split-five-spoke alloy wheels
STANDARD
IS 300



19-in

Split-seven-spoke forged alloy
Matte Black BBS® wheels
AVAILABLE
IS 350 F SPORT,
IS 500 F SPORT
Performance,
IS 500 F SPORT
Performance Premium



19-in

Split-10-spoke alloy wheels
AVAILABLE
IS 300



19-in

Split-10-spoke
Enkei alloy wheels with
Dark Metallic finish
STANDARD
IS 500 F SPORT
Performance,
IS 500 F SPORT
Performance Premium



19-in

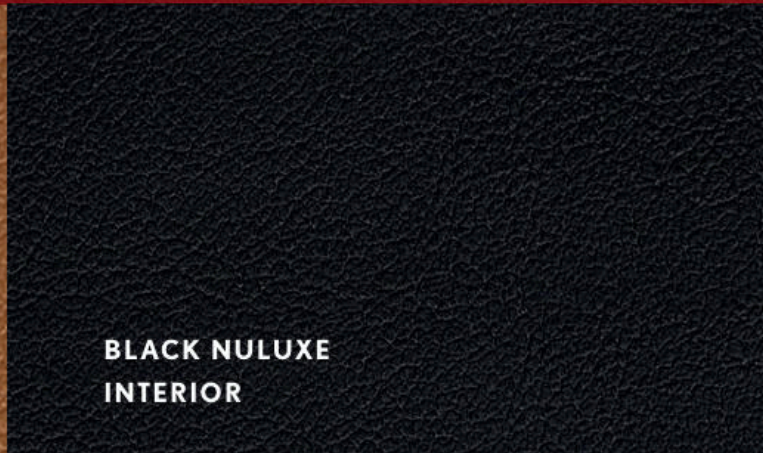
Split-five-spoke alloy wheels
with Dark Metallic finish
STANDARD
IS 350 F SPORT Design,
IS 350 F SPORT



**MATADOR RED MICA
EXTERIOR**



**GLAZED CARAMEL NULUXE®
INTERIOR**



**BLACK NULUXE
INTERIOR**



**BLACK METALLIC
INTERIOR TRIM**



**OPEN-PORE BLACK
INTERIOR TRIM**

IS 300

IS 300

IS 300

IS 300

This page is meant to represent color combinations for exterior, interior seat surfaces and trims available on the IS line. For specific combination details, which can vary by style, visit lexus.com/ISBuild.



GLAZED
CARAMEL
NULUXE®
INTERIOR

WHITE
NULUXE
INTERIOR

BLACK
NULUXE
INTERIOR

SATIN CHROME
INTERIOR TRIM

BLACK
GEOMETRIC
INTERIOR TRIM

BLACK
METALLIC
INTERIOR TRIM

IS 350 F SPORT DESIGN

IS 350 F SPORT
IS 500 F SPORT
PERFORMANCE
IS 500 F SPORT
PERFORMANCE PREMIUM

IS 350 F SPORT DESIGN
IS 500 F SPORT
PERFORMANCE
IS 500 F SPORT
PERFORMANCE PREMIUM

IS 500 F SPORT
PERFORMANCE
IS 500 F SPORT
PERFORMANCE PREMIUM

IS 350 F SPORT

IS 350 F SPORT DESIGN



GLAZED
CARAMEL
NULUXE®
INTERIOR

RIOJA RED
NULUXE
INTERIOR

CIRCUIT RED
NULUXE
INTERIOR

WHITE
NULUXE
INTERIOR

BLACK
NULUXE
INTERIOR

SATIN CHROME
INTERIOR TRIM

BLACK
GEOMETRIC
INTERIOR TRIM

BLACK
METALLIC
INTERIOR TRIM

IS 350 F SPORT
DESIGN

IS 350 F SPORT
DESIGN

IS 350 F SPORT
IS 500 F SPORT
PERFORMANCE
IS 500 F SPORT
PERFORMANCE
PREMIUM

IS 350 F SPORT
IS 500 F SPORT
PERFORMANCE
IS 500 F SPORT
PERFORMANCE
PREMIUM

IS 350 F SPORT
DESIGN
IS 500 F SPORT
PERFORMANCE
IS 500 F SPORT
PERFORMANCE
PREMIUM

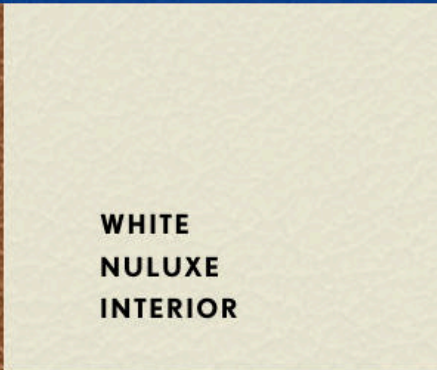
IS 500 F SPORT
PERFORMANCE
IS 500 F SPORT
PERFORMANCE
PREMIUM

IS 350 F SPORT

IS 350 F SPORT
DESIGN




GLAZED
CARAMEL
NULUXE®
INTERIOR



WHITE
NULUXE
INTERIOR




BLACK
NULUXE
INTERIOR



SATIN CHROME
INTERIOR TRIM



BLACK
GEOMETRIC
INTERIOR TRIM



BLACK
METALLIC
INTERIOR TRIM



OPEN-PORE
BLACK
INTERIOR TRIM

IS 300
IS 350 F SPORT
DESIGN

IS 350 F SPORT
IS 500 F SPORT
PERFORMANCE
IS 500 F SPORT
PERFORMANCE
PREMIUM


IS 350 F SPORT
DESIGN
IS 350 F SPORT
IS 500 F SPORT
PERFORMANCE
IS 500 F SPORT
PERFORMANCE
PREMIUM

IS 500 F SPORT
PERFORMANCE
IS 500 F SPORT
PERFORMANCE
PREMIUM

IS 300
IS 350 F SPORT

IS 300
IS 350 F SPORT
DESIGN

IS 300



GLAZED
CARAMEL
NULUXE®
INTERIOR

RIOJA RED
NULUXE
INTERIOR

CIRCUIT RED
NULUXE
INTERIOR

WHITE
NULUXE
INTERIOR

BLACK
NULUXE
INTERIOR

SATIN CHROME
INTERIOR TRIM

BLACK
GEOMETRIC
INTERIOR TRIM

BLACK
METALLIC
INTERIOR TRIM

OPEN-PORE
BLACK
INTERIOR TRIM

IS 300
IS 350 F SPORT
DESIGN

IS 300
IS 350 F SPORT
DESIGN

IS 350 F SPORT
IS 500 F SPORT
PERFORMANCE
IS 500 F SPORT
PERFORMANCE
PREMIUM

IS 350 F SPORT
IS 500 F SPORT
PERFORMANCE
IS 500 F SPORT
PERFORMANCE
PREMIUM

IS 350 F SPORT
DESIGN
IS 350 F SPORT
IS 500 F SPORT
PERFORMANCE
IS 500 F SPORT
PERFORMANCE
PREMIUM

IS 500 F SPORT
PERFORMANCE
IS 500 F SPORT
PERFORMANCE
PREMIUM

IS 350 F SPORT

IS 300
IS 350 F SPORT
DESIGN

IS 300



GLAZED
CAMEL
NULUXE®
INTERIOR

RIOJA RED
NULUXE
INTERIOR

CIRCUIT RED
NULUXE
INTERIOR

WHITE
NULUXE
INTERIOR

BLACK
NULUXE
INTERIOR

SATIN CHROME
INTERIOR TRIM

BLACK
GEOMETRIC
INTERIOR TRIM

BLACK
METALLIC
INTERIOR TRIM

OPEN-PORE
BLACK
INTERIOR TRIM

IS 300
IS 350 F SPORT
DESIGN

IS 300
IS 350 F SPORT
DESIGN

IS 350 F SPORT
IS 500 F SPORT
PERFORMANCE
IS 500 F SPORT
PERFORMANCE
PREMIUM

IS 350 F SPORT
IS 500 F SPORT
PERFORMANCE
IS 500 F SPORT
PERFORMANCE
PREMIUM

IS 350 F SPORT
DESIGN
IS 350 F SPORT
IS 500 F SPORT
PERFORMANCE
IS 500 F SPORT
PERFORMANCE
PREMIUM

IS 500 F SPORT
PERFORMANCE
IS 500 F SPORT
PERFORMANCE
PREMIUM

IS 350 F SPORT

IS 300
IS 350 F SPORT
DESIGN

IS 300

ATOMIC SILVER
EXTERIOR



GLAZED
CARAMEL
NULUXE®
INTERIOR

RIOJA RED
NULUXE
INTERIOR

CIRCUIT RED
NULUXE
INTERIOR

WHITE
NULUXE
INTERIOR

BLACK
NULUXE
INTERIOR

SATIN CHROME
INTERIOR TRIM

BLACK
GEOMETRIC
INTERIOR TRIM

BLACK
METALLIC
INTERIOR TRIM

OPEN-PORE
BLACK
INTERIOR TRIM

IS 300
IS 350 F SPORT
DESIGN

IS 300
IS 350 F SPORT
DESIGN

IS 350 F SPORT
IS 500 F SPORT
PERFORMANCE
IS 500 F SPORT
PERFORMANCE
PREMIUM

IS 350 F SPORT
IS 500 F SPORT
PERFORMANCE
IS 500 F SPORT
PERFORMANCE
PREMIUM

IS 350 F SPORT
DESIGN
IS 350 F SPORT
IS 500 F SPORT
PERFORMANCE
IS 500 F SPORT
PERFORMANCE
PREMIUM

IS 500 F SPORT
PERFORMANCE
IS 500 F SPORT
PERFORMANCE
PREMIUM

IS 350 F SPORT

IS 300
IS 350 F SPORT
DESIGN

IS 300

This page is meant to represent color combinations for exterior, interior seat surfaces and trims available on the IS line. For specific combination details, which can vary by style, visit lexus.com/ISBuild.



GLAZED
CARAMEL
NULUXE®
INTERIOR

RIOJA RED
NULUXE
INTERIOR

CIRCUIT RED
NULUXE
INTERIOR

WHITE
NULUXE
INTERIOR

BLACK
NULUXE
INTERIOR

SATIN CHROME
INTERIOR TRIM

BLACK
GEOMETRIC
INTERIOR TRIM

BLACK
METALLIC
INTERIOR TRIM

OPEN-PORE
BLACK
INTERIOR TRIM

IS 300
IS 350 F SPORT
DESIGN

IS 300
IS 350 F SPORT
DESIGN

IS 350 F SPORT
IS 500 F SPORT
PERFORMANCE
IS 500 F SPORT
PERFORMANCE
PREMIUM

IS 350 F SPORT
IS 500 F SPORT
PERFORMANCE
IS 500 F SPORT
PERFORMANCE
PREMIUM

IS 350 F SPORT
DESIGN
IS 350 F SPORT
IS 500 F SPORT
PERFORMANCE
IS 500 F SPORT
PERFORMANCE
PREMIUM

IS 500 F SPORT
PERFORMANCE
IS 500 F SPORT
PERFORMANCE
PREMIUM

IS 350 F SPORT

IS 300
IS 350 F SPORT
DESIGN

IS 300

EMINENT WHITE PEARL*
EXTERIOR



**GLAZED
CARAMEL
NULUXE®
INTERIOR**

IS 300



**RIOJA RED
NULUXE
INTERIOR**

IS 300



**BLACK NULUXE
INTERIOR**

IS 300



**BLACK
METALLIC
INTERIOR TRIM**

IS 300



**OPEN-PORE
BLACK
INTERIOR TRIM**

IS 300

ULTRA WHITE*
EXTERIOR



**GLAZED
CARAMEL
NULUXE®
INTERIOR**

**RIOJA RED
NULUXE
INTERIOR**

**CIRCUIT RED
NULUXE
INTERIOR**

**WHITE
NULUXE
INTERIOR**

**BLACK
NULUXE
INTERIOR**

**SATIN CHROME
INTERIOR TRIM**

**BLACK
GEOMETRIC
INTERIOR TRIM**

**BLACK
METALLIC
INTERIOR TRIM**

IS 350 F SPORT
DESIGN

IS 350 F SPORT
DESIGN

IS 350 F SPORT
IS 500 F SPORT
PERFORMANCE
IS 500 F SPORT
PERFORMANCE
PREMIUM

IS 350 F SPORT
IS 500 F SPORT
PERFORMANCE
IS 500 F SPORT
PERFORMANCE
PREMIUM

IS 350 F SPORT
DESIGN
IS 500 F SPORT
PERFORMANCE
IS 500 F SPORT
PERFORMANCE
PREMIUM

IS 500 F SPORT
PERFORMANCE
IS 500 F SPORT
PERFORMANCE
PREMIUM

IS 350 F SPORT

IS 350 F SPORT
DESIGN

ACCESSORIES

- All-weather floor liners⁴⁰
- All-weather floor mats⁴⁰
- All-weather trunk tray
- Alloy wheel locks
- Body side moldings
- Cargo net⁴¹
- Carpet floor mats⁴⁰



- Carpet trunk mat
- Coin holder / ashtray cup
- Door edge film by 3M^{TM42}
- Door edge guards
- Emergency assistance kit
- First aid kit
- Glass breakage sensor

- Illuminated door sills
- Illuminated trunk sill
- Key gloves with Lexus logo
- Lexus Universal Tablet Holder⁴³
- Paint protection film by 3M⁴⁴
- Rear bumper appliqué
- Rear spoiler

F SPORT ACCESSORIES

- Key gloves with F logo
- Lowering springs

Learn more at
[lexus.com/Accessories](https://www.lexus.com/Accessories)



LEXUS PERFORMANCE DRIVING SCHOOL

The Lexus Performance Driving School is a full-day program where you'll get to experience vehicles infused with the DNA of the RC F GT3 racecar firsthand. Designed to build driving skills and confidence—on and off the track—it's nothing short of pure exhilaration.



Driver Development

Elevate your driving skills with personalized coaching across a variety of driving activities, from cornering to throttle techniques.



Lexus Performance

Learn how Lexus performance design, features and technologies deliver a feeling of extreme driver engagement and a pure passion for driving.



Iconic Circuits

Take the driver's seat and unleash your driving prowess at some of the most iconic motorsports venues in the United States.

Learn more at
LexusPerformanceDrivingSchool.com

Restrictions for participation apply, including but not limited to: minimum age requirements, valid driver's license and proof of insurance.

PERFORMANCE
DRIVING
SCHOOL



BUILD YOUR IS

FIND A DEALER

VIEW LEXUS OFFERS

WARRANTY Four-year/50,000-mile Lexus Limited Warranty. Six-year/70,000-mile Powertrain Warranty. Six-year/unlimited-mileage Corrosion Perforation Warranty. All warranties with zero deductible. See the *IS Warranty and Services Guide* at your Lexus dealer for details.

1. Ratings achieved using the required premium unleaded gasoline with an octane rating of 91 or higher. If premium fuel is not used, performance will decrease. **2.** Lexus Safety System+ 2.5 effectiveness is dependent on many factors including road, weather and vehicle conditions. Drivers are responsible for their own safe driving. Always pay attention to your surroundings and drive safely. See *Owner's Manual* for additional limitations and details. **3.** Iridium, Ultrasonic Blue Mica 2.0, Cloudburst Gray and Infrared available for an additional charge. **4.** 0-60 in 4.4 seconds is applicable to the IS 500 F SPORT Performance only. AMCI Testing Certified. 2022 model year tested. **5.** Be sure to obey traffic regulations and maintain awareness of road and traffic conditions at all times. Functionality, availability and accuracy of information provided by the system depend on many factors, and service may not be available in every location. Use common sense when relying on information provided. Services and programming subject to change. Updates may be available from your dealer at an additional cost. See *Owner's Manual* for additional limitations and details. **6.** Performance figures are for comparison only and were obtained with prototype vehicles by professional drivers. **7.** Torsen® is a registered trademark of JTEKT Torsen, Inc. **8.** Tire life may be substantially less than mileage expectancy, depending on driving conditions. BBS is a registered trademark of BBS of America, Inc. **9.** Apps and services are subject to change at any time without notice. Data charges may apply. Apple CarPlay® functionality requires a compatible iPhone® connected with an approved data cable into the USB media port. Apple CarPlay and iPhone are registered trademarks of Apple Inc. **10.** To use Android Auto on your audio display, you'll need an Android Auto-compatible vehicle and Android phone. For phone compatibility visit: <https://www.android.com/auto/>. Vehicle user interface is a product of Google and its terms and privacy statement apply. Requires compatible smartphone connected with an approved data cable into the USB media port and data plan rates apply. Apps and services vary by phone carrier and are subject to change at any time without notice. Android and Android Auto are trademarks of Google LLC. **11.** Amazon, Alexa and all related marks are trademarks of Amazon.com, Inc. or its affiliates. Certain functions require adequate signal strength and/or smartphone technology/connectivity. Not all Amazon Alexa functionality is available for in-vehicle use. See applicable app for details. Download of the Lexus app and Lexus+Alexa app are both required to begin in-vehicle use of Alexa. Data charges may apply for certain functions. Apps and services subject to change at any time without notice. To learn more, go to [lexus.com](https://www.lexus.com). To learn more about Lexus' data collection, use, sharing and retention practices, please visit <https://www.lexus.com/privacyvts/>. **12.** Use only if aware of circumstances surrounding vehicle and it is legal and safe to do so (e.g., do not remotely start engine if vehicle is in an enclosed space or vehicle is occupied by a child). Lexus Enform Remote depends on factors outside of Lexus' control, including an operative telematics device, a cellular connection, GPS signal, and the availability of a compatible wireless network, without which system functionality and availability may be limited or precluded. Service may vary by vehicle and region. Registration and Lexus app download required. Terms of Use apply. Data charges may apply. Services subject to change at any time without notice. See usage precautions and service limitations in *Owner's Manual* and [lexus.com/enform](https://www.lexus.com/enform) for additional details. To learn about Lexus Enform's connected services data collection, use, sharing and retention practices, please visit <https://www.lexus.com/privacyvts/>. The Lexus Enform Remote trial period is at no extra cost and begins on the original date of purchase or lease of a new vehicle. Paid subscription required after trial to access the service. Terms of Use apply. **13.** The Panoramic View Monitor does not provide a comprehensive view of the area surrounding the vehicle. You should also look around outside your vehicle and use your mirrors to confirm surrounding clearance. Environmental conditions may limit effectiveness and view may become obscured. See *Owner's Manual* for additional limitations and details. **14.** Do not rely exclusively on Road Sign Assist (RSA). RSA is a driver support system that utilizes the vehicle's forward-facing camera and Navigation System (when data is available) to recognize certain road signs and provide information to the driver via the multi-information display and/or Head-Up Display. Effectiveness is dependent on road, weather, vehicle and sign conditions. Use common sense when using RSA and do not drive distracted. See *Owner's Manual* for additional limitations and details. **15.** Intelligent High Beams operate at speeds above 21 mph. Factors such as a dirty windshield, weather, lighting and terrain limit effectiveness, requiring the driver to manually operate the high beams. See *Owner's Manual* for additional limitations and details. **16.** Dynamic Radar Cruise Control is designed to assist the driver and is not a substitute for safe and attentive driving practices. System effectiveness is dependent on many factors, including road, weather and traffic conditions. See *Owner's Manual* for additional limitations and details. **17.** The Pre-Collision System (PCS) with Pedestrian Detection (PD) is designed to determine if impact is imminent and help reduce impact speed and damage in certain frontal collisions involving a vehicle, a pedestrian or a bicyclist. PCS w/PD is not a substitute for safe and attentive driving. System effectiveness depends on many factors, such as speed, size and position of pedestrian or bicyclist, and weather, light and road conditions. See *Owner's Manual* for additional limitations and details. **18.** Lane Tracing Assist (LTA) lane centering function is designed to read visible lane markers and detect other vehicles under certain conditions. It is only operational when DRCC is engaged. See *Owner's Manual* for additional limitations and details. **19.** Lane Departure Alert with Steering Assist is designed to read visible lane markers under certain conditions. It provides a visual and audible alert and slight steering force when lane departure is detected. It is not a collision-avoidance system or a substitute for safe and attentive driving. Effectiveness is dependent on many factors including road, weather and vehicle conditions. See *Owner's Manual* for additional limitations and details. **20.** 2023 IS vs. 2022/2023 competitors. Information from manufacturers' websites as of 7/12/2022. **21.** Subject to loaner vehicle availability at Service Dealership. **22.** Lexus provides complimentary maintenance for your first two scheduled visits at the earlier of 6 months/5,000 miles and 12 months/10,000 miles. To schedule these services, contact your Lexus dealership. Please refer to your vehicle's *Warranty and Services Guide* for service details. These services apply to Lexus vehicles registered and normally operated in the continental United States, U.S. territories and Canada. **23.** Projected EPA-estimated MPG ratings determined by manufacturer. EPA estimates not available at time of publishing. Use for comparison purposes only. Your mileage will vary for many reasons, including your vehicle's condition and how/where you drive. See www.fueleconomy.gov. **24.** NuLuxe is a registered trademark of Toyota Motor Sales, U.S.A., Inc. **25.** Be sure to obey traffic regulations and maintain awareness of road and traffic conditions at all times. **26.** Safety Connect depends on factors outside of Lexus' control, including an operative telematics device, a cellular connection, GPS signal, and the availability of a compatible wireless network, without which system functionality and availability may be limited or precluded, including access to response center and emergency support. Stolen vehicle police report required to use Stolen Vehicle Locator. Some features may require the Lexus app. Registration required. Subscription required after trial. Service subject to change at any time without notice. Terms of Use apply. Data charges may apply. Service may vary by vehicle and region. See usage precautions and service limitations in *Owner's Manual* and [lexus.com/enform](https://www.lexus.com/enform) for additional details. To learn about Lexus Enform's connected services data collection, use, sharing and retention practices, please visit <https://www.lexus.com/privacyvts/>. The Safety Connect trial period is at no extra cost and begins on the original date of purchase or lease of a new vehicle. Paid subscription required after trial to access the service. **27.** Information provided is based on the last time data was collected from the vehicle and is not real-time data. Service Connect depends on factors outside of Lexus' control, including an operative telematics device, a cellular connection, GPS signal, and the availability of a compatible wireless network, without which system functionality and availability may be limited or precluded. Service may vary by vehicle and region. Registration required. Subscription required after trial. Service subject to change at any time without notice. Terms of Use apply. Data charges may apply. See usage precautions and service limitations in *Owner's Manual* and [lexus.com/enform](https://www.lexus.com/enform) for additional details. To learn about Lexus Enform's connected services data collection, use, sharing and retention practices, please visit <https://www.lexus.com/privacyvts/>. The Service Connect trial period is at no extra cost and begins on the original date of purchase or lease of a new vehicle. Subscription required after trial. Service Connect renewal will be included when Safety Connect, Enform Remote, or Destination Assist connected service renewal is selected. Service Connect is not renewable as a stand-alone service. **28.** Eligible vehicle and wireless service required. Enform Wi-Fi depends on factors outside of Lexus' control, including an operative telematics device, a cellular connection, GPS signal, and the availability of a compatible wireless network, without which system functionality and availability may be limited or precluded. Enform Wi-Fi coverage and service not available everywhere. Valid in the contiguous U.S. and Alaska. Do not drive distracted. Go to att.com/lexus for terms and conditions. Data usage and charges apply. Up to 5 devices can be supported using in-vehicle connectivity. Apps and services subject to change at any time without notice. The Enform Wi-Fi trial begins at the time of activation and expires when 4GB of data is used or when the 3-month period ends. Subscription required after trial. Terms and conditions apply. **29.** Do not rely exclusively on the Blind Spot Monitor. Always look over your shoulder and use your turn signal. There are limitations to the function, detection and range of the monitor. See *Owner's Manual* for additional limitations and details. **30.** Do not rely exclusively on the Rear Cross-Traffic Alert system. Always look over your shoulder and use your mirrors to confirm rear clearance. There are limitations to the function, detection and range of the system. See *Owner's Manual* for additional limitations and details. **31.** The backup camera does not provide a comprehensive view of the rear area of the vehicle and you should also look around the vehicle, using mirrors to confirm rearward clearance. Environmental conditions may limit effectiveness and view may become obscured. See *Owner's Manual* for additional limitations and details. **32.** Airbag systems are Supplemental Restraint Systems and are designed to inflate only under certain conditions and in certain types of severe collisions. To decrease the risk of injury from an inflating airbag, always wear seatbelts and sit upright in the middle of the seat as far back as possible. Do not put objects in front of an airbag or around the seatback. Do not use a rearward-facing child seat in any front passenger seat. See *Owner's Manual* for additional limitations and details. **33.** Tire life may be substantially less than mileage expectancy, depending on driving conditions. **34.** Intuitive Parking Assist with Auto Brake is designed to assist drivers in avoiding potential collisions at speeds of 9 mph or less. Certain vehicle and environmental factors, including an object's speed, shape, and size may affect the system's effectiveness. Always look around outside the vehicle and use mirrors to confirm clearance. See *Owner's Manual* for additional limitations and details. **35.** Do not rely exclusively on the Rear Cross-Traffic Braking system. Always look over your shoulder and use your mirrors to confirm rear clearance. The system cannot prevent all collisions, and performance is dependent on road, weather, and vehicle conditions. See *Owner's Manual* for additional limitations and details. **36.** Be sure to obey traffic regulations and maintain awareness of road and traffic conditions at all times. Dynamic Navigation and Dynamic Voice Command are dependent on factors outside of Lexus' control, including an operative telematics device, a cellular connection, GPS signal, and the availability of a compatible wireless network, without which system functionality and availability may be limited or precluded. Services not available in every city or roadway. Use common sense when relying on information provided. Service may vary by vehicle and region. Registration is required. Terms of Use apply. Data charges may apply. See *Owner's Manual* and [lexus.com/enform](https://www.lexus.com/enform) for additional limitations and details. To learn about Lexus Enform's Connected Services data collection, use, sharing and retention practices, please visit <https://www.lexus.com/privacyvts/>. The Dynamic Navigation trial period is at no extra cost and begins on the original date of purchase or lease of a new vehicle. Paid subscription required after trial to access the service. **37.** Destination Assist depends on factors outside of Lexus' control, including an operative telematics device, a cellular connection, GPS signal, and the availability of a compatible wireless network, without which system functionality and availability may be limited or precluded. Use common sense when relying on this information. Service may vary by vehicle and region. Registration required. Services subject to change at any time without notice. Terms of Use apply. Data charges may apply. See *Owner's Manual* and [lexus.com/enform](https://www.lexus.com/enform) for additional limitations and details. To learn about Lexus' connected services data collection, use, sharing and retention practices, please visit <https://www.lexus.com/privacyvts/>. The Destination Assist trial period is at no extra cost and begins on the original date of purchase or lease of a new vehicle. Paid subscription required after trial to access the service. **38.** Mark Levinson is a registered trademark of Harman International Industries, Inc. **39.** HomeLink and the HomeLink® house icon are registered trademarks of Gentex Corporation. **40.** This floor liner or floor mat was designed specifically for use in your model and model year vehicle and SHOULD NOT be used in any other vehicle. To avoid potential interference with pedal operation, each liner or mat must be secured with its fasteners. Do not install a floor liner or mat on top of an existing floor liner or mat. **41.** Cargo and load capacity limited by weight and distribution. Always properly secure cargo and cargo area. **42.** Genuine Accessory Warranty will only apply when the installation is performed by a trained Lexus-approved installer. See Lexus dealer for details. **43.** Lexus Universal Tablet Holder is intended for passengers only. Drivers should always be sure to obey traffic regulations and maintain awareness of the road and traffic conditions at all times. Use of aftermarket accessories may pose an increased risk of injury to occupants in the vehicle in the event of an accident. Tablet, phone, music and video player sold separately. **44.** Genuine Lexus Paint Protection Film by 3M™ is designed for specific sections of the vehicle most prone to chipping and may vary depending on vehicle model. Select applications may require an additional charge. Lexus Genuine Accessory Warranty only applies when installation is performed by a trained Lexus-approved installer. See Lexus dealer for details.

Lexus strives to build vehicles to match customer interest, and thus they typically are built with popular options and option packages. Not all options/packages are available separately, and some may not be available in all regions of the country. See [lexus.com](https://www.lexus.com) for information about options/packages commonly available in your area. If you would prefer a vehicle without any or with different options, contact your dealer to check for current availability or the possibility of placing a special order. Specifications, features, equipment, technical data, performance figures, options, and color and trim are based upon information available at time of publishing, are subject to change without notice, and are for mainland U.S.A. vehicles only. Vehicles shown may be prototypes, shown using visual effects and/or shown with options. Actual models may vary. Colors depicted may vary based on multiple factors, including ambient lighting and the format in which they are being viewed (e.g., computer, mobile device, or print). See your Lexus dealer for details. Lexus reminds you to wear seatbelts, secure children in rear seat, obey all traffic laws and drive responsibly. For more information, call 800-USA-LEXUS (872-5398) or visit [lexus.com](https://www.lexus.com). To learn more about your financing options, contact your Lexus dealer or call Lexus Financial Services at 800-874-7050.