

2024

LC



Can a steering wheel be as
unique as the human hand?

Can a door handle provide more
than a function, but a feeling?

Can performance be measured
in heartbeats per minute?





To craft the most amazing machines, you don't start with machines at all. You start with people.

The 2024 Lexus LC

LC 500

All the luxury. All the performance. All without compromise. The LC features a highly developed chassis, an exhilarating 4.4-second zero-to-60^{2.3} time and thundering engine note. Inside, its thoughtfully crafted cockpit puts a focus on the driver with premium materials and the new, more intuitive Lexus Interface⁴ system. The result is a vehicle that connects you to the road like never before.

LC 500 Convertible

Lower the top and raise your heart rate in the exhilarating Lexus LC Convertible. Featuring the same naturally aspirated 5.0-liter V8 engine, sleek silhouette and near-perfect balance as its coupe counterpart, it adds a lightweight soft top, an available advanced Climate Concierge with Upper Body Heating, a uniquely tuned suspension, added rigidity for responsive handling and more.

LC 500h


Experience a profound shift in hybrid performance. Hit the pedal and feel the roar as the breakthrough Lexus Multistage Hybrid Drive pairs a potent gas engine with powerful electric motors to put on a truly invigorating performance—and put the entire category on notice.

LC shown in Ultra White¹ (left), LC Convertible shown in Caviar² (right)



LC Convertible shown in Atomic Silver

A dynamic, low body with menacing, wide shoulders. An aggressive, broad stance. An impossibly low center of gravity. Every design note is engineered to provide direct, responsive performance. With four air intakes and rear aero ducts to help reduce lift and drag, even the air itself contributes to the high-speed handling. By bringing all these elements together, the LC stands apart.



LC Convertible shown in Nori Green Pearl



LC shown in Ultra White¹



LC Convertible shown in Atomic Silver





LCh shown with Toasted Caramel leather interior trim



LC Convertible shown in Atomic Silver

IGNITE YOUR SENSES

When every aspect of performance—from the sound of the engine to the shape of the steering wheel—is crafted around the driver, the result is more than a car. It's a feeling.



To engineer a car that's as adept at conquering corners as it is at captivating drivers, we took every detail even further. The LC line features performance advantages such as Sport S+ mode with Adaptive Variable Suspension for greater agility and sharper steering. When compared with the coupe, the LC 500 Convertible boasts a lightweight suspension for a reduction in unsprung weight combined with added rigidity for more agile handling—whether the top is up or down.



LC shown in Ultrasonic Blue Mica 2.0¹

WIELD THE POWER OF GRAVITY

*Take your seat at the center of it all
and experience an intuitive connection
between driver and vehicle.*



The front-engine, rear-wheel drive platform that underpins the LC line was developed to create a uniquely exhilarating driving experience. Uniting dynamic proportions with ground-hugging luxury coupe elegance, the front-midship design with a multilink suspension system delivers the ideal balance in every way—from the near-perfect weight distribution to the combination of exceptional handling, stability and ride comfort.

Such equilibrium was achieved by placing the engine's central mass behind the front axle, positioning the wheels close to the vehicle's outer edges, and lowering the hood height and driving position. By placing the driver's hip point as close to the vehicle's center of gravity as possible, the LC feels as if it rotates around you through every turn. When combined with additional features on the coupe like available Active Rear Steering and a rear wing that extends at speeds above 50 mph to enhance downforce, the result is one of the most direct, precise driving experiences we've ever created.

VISCERAL SYMPHONY

The LC boasts a powerful naturally aspirated 5.0-liter V8 engine for a truly exhilarating experience.

All that power means nothing if it doesn't make you feel something. With an impressive 5.0-liter V8 engine, 471 horsepower² and blistering zero-to-60 times^{2,3} the LC 500 models are engineered to give the driver a full-throttle experience. By tuning the engine components down to a fraction of a millimeter—as one would a fine wind instrument—the powerful engine sound is channeled directly through the cabin from front to rear as you accelerate. This process creates unique frequencies calibrated to elicit specific emotional responses. Take it up to its 7,300-rpm redline, and the result is unlike anything you've ever heard. Or felt.

A 10-speed Direct-Shift automatic transmission with magnesium paddle shifters was specifically designed for the LC. It changes gears in 0.12 seconds. Or, half the time it takes the average human to blink. The system also learns your habits every time you drive, selecting the optimum gear based on vehicle speed, acceleration and your driving style—even choosing the ideal gear while cornering.



LC Convertible shown in Ultra White¹ (left), LC shown in Caviar (right)

DUAL POWER SOURCES.
A SINGULAR DRIVING
EXPERIENCE.

Feel the adrenaline as lightning-fast electric motors and a powerful gas engine propel you to 60 miles per hour in a mere 4.7 seconds.^{2,3}



It's a difference you'll feel instantaneously. The LC 500h is built with an advanced Lexus Multistage Hybrid powertrain—a 3.5-liter, 24-valve V6, powerful yet compact electric motors, and a self-charging, lightweight lithium-ion battery. Beyond an impressive 33 highway manufacturer-estimated MPG⁵ rating, the LC_h delivers a thrilling response off the line and 354 total system horsepower.² You'll feel the rush of instant torque the moment you press the pedal—and seamless acceleration as the engine power and vehicle speed climb. Combined with the instinctive feel of a 10-speed transmission through magnesium paddle shifters, the impact of our most responsive, fastest and highest-performance hybrid continues to be felt through the entire category.

LC_h shown in Copper Crest¹



EXHILARATION IS IN THE AIR

*Retract the top and reawaken
your sense of wonder with the
captivating LC 500 Convertible.*

How do you take the experience of driving a world-class coupe to a higher level? You lower the top. While every LC is effortlessly responsive, the convertible takes peak exhilaration even further. With its special engine tuning and agile chassis, the LC Convertible will take your breath away, even while surrounded by air.

For those who dare to seek the extraordinary, the LC is crafted to capture your attention while stirring all your senses. A masterful, sleek silhouette shared by the coupe and the convertible. A seat that required more than 50 prototypes to achieve the ideal driving posture. And a total of 700 individual engineering checkpoints verified by two of our most skilled craftsmen to ensure no aspect of the driving experience was left to chance. The feeling behind the wheel had to be as inspiring as the final form.



UNCOVER THE UNEXPECTED

From the customizable Bespoke Build models to the thoughtful details you'll discover in the incomparable LC Convertible, every element is designed to elicit a response from the driver.



LCh shown in Ultrasonic Blue Mica 2.0¹

LC BESPOKE BUILD.
LUXURY THAT'S
UNIQUELY YOURS.

With thousands of possible configurations, this is where driver-inspired becomes driver-designed.

Experience the most personal LC of all, the Bespoke Build. While every LC model is generously equipped, these distinctive vehicles offer the greatest luxury of all: choice. Make your coupe or convertible your own, outfitting it with the individual features you desire—like exclusive 21-inch forged alloy Black wheels, dark chrome-finished accents, exclusive interior options and more. Your LC or LC Convertible will be custom-made to your specialized selections with exclusive badging plus a Certificate of Authenticity that leaves no doubt: Personal luxury has never been so personal.

See page 37 for a complete list of Bespoke Build options.



LCh Bespoke Build shown in Ultrasonic Blue Mica 2.0¹



LC Convertible shown in Atomic Silver

FORM AND FUNCTION IN PERFECT HARMONY

15-SECOND TOP RETRACTION

Opening or closing in approximately 15 seconds at driving speeds of up to 30 mph, the soft top can be stored without impacting luggage capacity. But its unique design doesn't end there. To choreograph a retraction motion that's as beautiful as it is functional, craftsmen tested more than 1,000 sequences before discovering the ideal motion.

ADVANCED CLIMATE CONCIERGE


The convertible's available Climate Concierge with Upper Body Heating goes beyond simply integrating the heating and air conditioning systems with the heated steering wheel and seats. It also utilizes vents designed to direct air from behind the steering wheel toward the hands, and incorporates additional upper-body heating vents in the front seats to keep you comfortable in cooler weather.

AIRFLOW MANAGEMENT

Both the uniquely designed wind deflector and wind screen help aerodynamically tame the air around you. These noise reduction elements work together to create a tranquil interior and help make conversation effortless, even at higher speeds.

ENHANCED ACTIVE NOISE CONTROL

In addition to the convertible's lightweight, four-layer top construction that minimizes creasing and road noise, Active Noise Control can sense ambient noise within the cabin and counter it. Furthermore, for the available Mark Levinson®6 Reference Surround Sound, Mark Levinson and Lexus engineers worked hand in hand to produce a custom soundscape for the convertible's unique acoustics. They painstakingly optimized the interior listening environment, crafting a surround sound audio system that adjusts for the additional wind and road noise when the top is retracted.





LC shown with Black leather interior trim

CONNECT TO YOUR WORLD

With its powerful Lexus Interface⁴ multimedia system, and so much more, this is the most connected LC ever.



Taking connectivity to the next level, thousands of the same functions you enjoy at home can be seamlessly utilized from inside your vehicle. While wireless Android Auto™⁷ compatibility gives you access to a variety of messaging apps like WhatsApp®, it also features the unique ability to anticipate and provide personalized information. Waze® can help you confidently navigate by providing a preview of driving directions as well as arrival time. And with the included Remote Connect® trial you get with LexusCare, the Lexus app empowers you to start your vehicle with your compatible smartwatch. This is more than technology that connects you—it's an extension of you.





LC shown with Apple CarPlay[®] integration and Rioja Red leather interior trim

YOUR FAVORITE TECHNOLOGY, FRONT AND CENTER.

LEXUS INTERFACE

Connect like never before with Lexus Interface.⁴ With a Drive Connect[®] subscription, Intelligent Assistant integration enables you to control most features with just your voice, and gets smarter over time. Cloud Navigation offers more accurate directions and can provide real-time route information. While the Profiles feature allows different drivers to create personalized settings that can go from vehicle to vehicle.

APPLE CARPLAY

With wireless Apple CarPlay^{®10} integration, you can access the same familiar interface from your iPhone^{®11} through the larger 12.3-inch touchscreen multimedia display. Simply connect your iPhone to get directions, make calls, send and receive messages via Siri,^{®12} and get access to your favorite apps like Waze,[®] Spotify^{®13} and Apple Audiobooks.

ANDROID AUTO

With wireless Android Auto^{™7} compatibility, you can seamlessly cast your device's interface onto the vehicle's touchscreen multimedia display. Play your music via your favorite apps such as Spotify and Pandora,[®] send messages through a range of commonly used apps like WhatsApp,[®] navigate with Google Maps^{®14} or Waze, and request information—all with your voice. Just say "Hey Google" to get started. For added convenience, Android Auto can also help shorten your commute by automatically finding alternate routes if it detects heavy traffic.

MARK LEVINSON SURROUND SOUND

While most audio systems are adapted to and installed in a vehicle after it's engineered, Mark Levinson^{®6} technicians work alongside Lexus craftsmen from the outset of the development process. That's why the LC offers a rich, dynamic, 13-speaker, 915-watt soundstage uniquely fitted to the cabin—and as pure as the performance of the vehicle itself.

DELIVERY AND TECHNOLOGY SPECIALISTS

To help you get the most out of these and other features in your new Lexus, a Vehicle Delivery Specialist will walk you through nearly every setting and function you desire. And to answer questions that arise after delivery, a Vehicle Technology Specialist can offer expert guidance in person or without ever leaving the driveway via camera-enabled apps like FaceTime.[®] Learn more about these complimentary services at lexus.com/specialists.

PEACE OF MIND, STANDARD.

Presenting Lexus Safety System+ 2.5, a class-leading integrated suite of the most advanced standard active safety equipment ever included in a Lexus LC.^{15,16}

PRE-COLLISION SYSTEM WITH PEDESTRIAN DETECTION

With enhanced radar and camera capabilities, this system¹⁷ features left-turn intersection detection of a pedestrian or vehicle. It can also help detect the vehicle ahead, a preceding bicyclist in daytime, and a preceding pedestrian in daytime and low-light conditions. Should it detect a potential frontal collision, it can help provide steering assist and can automatically brake to help mitigate or avoid a collision.

LANE TRACING ASSIST

When All-Speed Dynamic Radar Cruise Control¹⁸ is enabled, this hands-on system¹⁹ monitors visible lane markings and can recognize vehicles ahead. To help the driver keep their vehicle centered in the lane, it can provide steering assistance. Designed for peace of mind, the system can even be used in traffic and on highways with gradual curves.

LANE DEPARTURE ALERT WITH STEERING ASSIST

This system²⁰ utilizes a camera to monitor visible lane markings. If an inadvertent lane departure is detected at speeds above 32 mph, the system is designed to warn you so that you can steer back into the lane, and can even take slight corrective measures to help keep you within your visibly marked lane.

ROAD SIGN ASSIST

This system²¹ uses a built-in camera to help provide road sign information in the instrument panel. In addition to displaying speed limit information, the system can alert you of certain detected signs you otherwise might have missed.

ALL-SPEED DYNAMIC RADAR CRUISE CONTROL

This system¹⁸ helps detect an upcoming curve and may lower your speed accordingly. It also helps you maintain a preset speed and following distance from the vehicle ahead. Whether at highway speeds or in stop-and-go traffic, the system is designed to detect if you get closer than the preset distance and can automatically slow your vehicle—even to a complete stop.

INTELLIGENT HIGH BEAMS

To help provide greater visibility for you as well as other drivers, Intelligent High Beams²² offer added illumination to help keep you focused on the road. When the road ahead is clear, the system defaults to high-beam mode, then temporarily switches to low beams when it detects the headlamps or taillamps of vehicles ahead.



LEXUS SAFETY SYSTEM + 2.5

LC shown in Ultra White¹

LC STYLES



LC 500

Standard features:

471-horsepower² V8 with 10-speed transmission
21-in staggered-width split-five-spoke forged alloy wheels with Black finish and metallic accents
Adaptive Variable Suspension
Vehicle Dynamics Integrated Management²³
Drive Mode Select with Sport S/S+ modes
Active Sport Exhaust (LC 500, LC Convertible)
Aluminum pedals
Magnesium paddle shifters
Performance-inspired instrumentation, including G-meter
Lexus Interface⁴ with 12.3-in touchscreen multimedia display
Safety Connect⁴ with up to 10-year trial*
Service Connect⁴ with up to 10-year trial*
Remote Connect⁴ 3-year trial*
Wi-Fi Connect⁴ (AT&T hotspot) with up to 30-day/3GB trial*
Drive Connect⁴ with Cloud Navigation, Intelligent Assistant and Destination Assist 3-year trial*
Lexus app (Remote Connect⁴ trial with vehicle start, service scheduling, Vehicle Health Reports/Alerts⁴ and more)
Wireless Android Auto^{TM7} compatibility
Wireless Apple CarPlay^{®10} integration
Lexus 12-speaker Premium Audio System
Bluetooth^{®24} and USB²⁵ smartphone connectivity
SiriusXM^{®26} 3-month Platinum Plan trial subscription
Dual-zone climate control with Climate Concierge
Eight-way power-adjustable heated and ventilated front seats
SmartAccess²⁷ with push-button Start/Stop
Glass roof with sunshade
Flush exterior door handles
Premium Triple-Beam LED headlamps
LED taillamps and turn signals
Lexus Safety System+ 2.5¹⁶
Blind Spot Monitor²⁸ with Rear Cross-Traffic Alert²⁹
Eight airbags³⁰
Backup camera³¹ with dynamic gridlines and Panoramic View Monitor³²
Intuitive Parking Assist³³
Complimentary maintenance services³⁴ (Please refer to the *Warranty and Services Guide* for details.)

*4G network dependent



LC 500h

Includes LC 500 features, and adds or replaces:

354-total-system-horsepower² Lexus Multistage Hybrid Drive
Electronically controlled Continuously Variable Transmission paired with four-speed automatic transmission and magnesium paddle shifters



LC 500 Convertible

Includes LC 500 features, and adds or replaces:

Power soft top
Comprehensive underbody bracing, including rear-suspension tower and V-brace
Active roll bars
Six airbags³⁰
Wind deflector and wind screen
Enhanced Active Noise Control
Rear-seat-mounted speakers

PACKAGES

ALL-WEATHER PACKAGE

Heated leather-trimmed steering wheel
Windshield wiper de-icer
Fast-response electronic interior heater (LC 500h)

TOURING PACKAGE

Includes All-Weather Package features, plus:
Semi-aniline leather-trimmed front seats
Alcantara^{®35} headliner (LC 500, LC 500h)
Mark Levinson^{®6} 13-speaker, 915-watt Reference Surround Sound
Climate Concierge with Upper Body Heating (LC Convertible)
Embossed headrests (LC Convertible)

SPORT PACKAGE (LC 500, LC 500h)

Front and rear sport seats with Alcantara-trimmed inserts
Rear performance damper and Torsen^{®36} limited-slip rear differential (LC 500)
Performance brake pads³⁷

DYNAMIC HANDLING PACKAGE (LC 500, LC 500h)

Includes Sport Package, and adds or replaces:
Torsen limited-slip rear differential (LC 500h)
Active Rear Steering
Variable Gear-Ratio Steering with Vehicle Dynamics Integrated Management (VDIM)²³
Speed-activated rear wing
Alcantara headliner
Carbon fiber roof
Carbon fiber door scuff plates

LC BESPOKE BUILD

Personalize your LC with these Bespoke Build options:

Wheels

21-in staggered-width forged alloy wheels with Matte Black finish
21-in staggered-width split-five-spoke forged alloy wheels with Black finish and metallic accents
21-in staggered-width 10-spoke forged alloy wheels with Gloss Black Metallic and machined finish

Spoiler

Speed-activated rear wing (LC 500, LC 500h)

Interior

Semi-aniline leather-trimmed front seats
Sport seats with Alcantara-trimmed inserts (LC 500, LC 500h)
Climate Concierge with Upper Body Heating (LC Convertible)

Roof

Glass roof with sunshade (LC 500, LC 500h)
Carbon fiber roof (LC 500, LC 500h)

Exterior Chrome-Finished Accents

Chrome trim
Dark Smoked Chrome trim

Includes exclusive badging and Certificate of Authenticity

Learn more at lexus.com/Bespoke

OPTIONS

Rear performance damper and Torsen limited-slip rear differential (LC 500, LC 500 Convertible)

- A Color Head-Up Display
Mark Levinson 13-speaker, 915-watt Reference Surround Sound
Carbon fiber door scuff plates
21-in staggered-width 10-spoke forged alloy wheels with Gloss Black Metallic and machined finish



LC 500 / LC 500 Convertible

471

HORSEPOWER²

V8

ENGINE

5.0

LITER

RWD

STANDARD

10-SPEED

ELECTRONICALLY CONTROLLED
DIRECT-SHIFT AUTOMATIC
TRANSMISSION

4.4

0-60 MPH
(SEC)^{2,3}

4.6

0-60 MPH
(SEC)^{2,3}
(CONVERTIBLE)

16/24/18

CTY / HWY / CMB
ESTIMATED MPG³⁸

15/25/18

CTY / HWY / CMB
ESTIMATED MPG³⁸
(CONVERTIBLE)

DIMENSIONS

OVERALL LENGTH 187.4 IN / WHEELBASE 113.0 IN /
WIDTH 75.6 IN (MIRRORS FOLDED) / HEIGHT 53.0 IN (LC, LCh), 53.2 IN (LC Convertible)

LC 500h

354

TOTAL SYSTEM
HORSEPOWER²

V6

ENGINE +
LEXUS MULTISTAGE HYBRID DRIVE

3.5

LITER

RWD

STANDARD

MULTISTAGE

ELECTRONICALLY CONTROLLED
CONTINUOUSLY VARIABLE TRANSMISSION
PAIRED WITH AUTOMATIC TRANSMISSION

4.7

0-60 MPH
(SEC)^{2,3}

26/33/29

CTY / HWY / CMB
ESTIMATED MPG³⁸



WHEELS



21-in

Staggered-width split-five-spoke forged alloy wheels
with Black finish and metallic accents

STANDARD LC, LCh, LC Convertible



21-in

Staggered-width 10-spoke forged alloy wheels with
Gloss Black Metallic and machined finish

OPTIONAL All models



21-in

Staggered-width forged alloy wheels with
Matte Black finish

AVAILABLE Bespoke Build

COLOR, MATERIAL & FINISH

INTERIOR & TRIM

SOFT TOP

EXTERIOR



TOASTED CARAMEL	● ▲ ◆
RIOJA RED	● ▲ ◆
WHITE AND BLUE	◆
BLACK	● ▲ ◆

SAND	▲ ◆
BLACK	▲ ◆
DARK ROSE	◆
BLUE	◆

ULTRA WHITE*	● ▲ ◆	● ▲ ◆	● ▲ ◆	● ▲ ◆	● ▲ ◆	● ▲ ◆	● ▲ ◆	● ▲ ◆
ATOMIC SILVER	● ▲ ◆	● ▲ ◆	● ▲ ◆	● ▲ ◆	● ▲ ◆	● ▲ ◆	● ▲ ◆	● ▲ ◆
NORI GREEN PEARL	◆	◆	◆	◆	◆	◆	◆	◆
ULTRASONIC BLUE MICA 2.0*	● ▲ ◆	● ▲ ◆	● ▲ ◆	● ▲ ◆	● ▲ ◆	● ▲ ◆	● ▲ ◆	● ▲ ◆
CLOUDBURST GRAY*	● ▲ ◆	● ▲ ◆	● ▲ ◆	● ▲ ◆	● ▲ ◆	● ▲ ◆	● ▲ ◆	● ▲ ◆
CAVIAR	● ▲ ◆	● ▲ ◆	● ▲ ◆	● ▲ ◆	● ▲ ◆	● ▲ ◆	● ▲ ◆	● ▲ ◆
FLARE YELLOW*	● ▲ ◆	● ▲ ◆	● ▲ ◆	● ▲ ◆	● ▲ ◆	● ▲ ◆	● ▲ ◆	● ▲ ◆
INFRARED*	● ▲ ◆	● ▲ ◆	● ▲ ◆	● ▲ ◆	● ▲ ◆	● ▲ ◆	● ▲ ◆	● ▲ ◆
COPPER CREST*	● ▲ ◆	● ▲ ◆	● ▲ ◆	● ▲ ◆	● ▲ ◆	● ▲ ◆	● ▲ ◆	● ▲ ◆


The option to select leather, semi-aniline leather, or Alcantara can vary by model. For specific combination details, visit lexus.com/LCbuild

- LC ●
- LCh ■
- LC Convertible ▲
- Bespoke Build ◆

*Additional charge
For configuration details, visit lexus.com/LCbuild

ACCESSORIES

The Lexus accessory line is as elegant and well-crafted as your exquisitely designed Lexus vehicle. And ours are the only Lexus accessories that are warranted for up to 48 months/50,000 miles³⁹ and honored at every Lexus dealership in the nation. For more, please visit lexus.com/accessories.



- All-weather floor liners⁴⁰
- A All-weather trunk tray (LC, LCh)
- Alloy wheel locks*
- B Key gloves with Lexus logo
- C Paint protection film by 3M™⁴¹
- Carpet floor mats⁴⁰
- Carpet trunk mat
- Door edge film by 3M™
- Emergency assistance kit
- First aid kit
- Glass breakage sensor (LC, LCh)
- D Illuminated door sills
- E Spider cargo net
- Quick-charge cables—mobile

DISCLOSURES

WARRANTY Four-year/50,000-mile Lexus Limited Warranty. Six-year/70,000-mile Powertrain Warranty. Six-year/unlimited-mileage Corrosion Perforation Warranty. Eight-year/100,000-mile Hybrid System Warranty. Ten-year/150,000-mile Hybrid Battery Warranty. All warranties with zero deductible. See the *LC Warranty and Services Guide* at your Lexus dealer for details.

1. Cloudburst Gray, Copper Crest, Flare Yellow, Infrared, Ultrasonic Blue Mica 2.0 and Ultra White available for an additional charge. **2.** Ratings achieved using required premium unleaded gasoline w/ an octane rating of 91 or higher. If premium fuel is not used, performance will decrease. (354 net combined horsepower for LC 500h). **3.** Performance figures are for comparison only and were obtained with prototype vehicles by professional drivers. **4.** Lexus Interface services depend on factors outside of Lexus' control in order to operate, including 4G network availability, a cellular connection and GPS signal. Without any one or more of these things, operability may be limited or precluded, including access to response center and emergency support. Services vary by vehicle and are subject to change at any time without notice. Requires app download/registration and subscription after trial (if applicable). Terms of Use apply. Data charges may apply. See *Owner's Manual* and <https://drivers.lexus.com/lexusdrivers/technology/interface> for additional limitations and details. To learn about Lexus' Interface data collection, use, sharing and retention practices, please visit <https://www.lexus.com/privacy>. All trials begin on original purchase or lease date of new vehicle, with the exception of Wi-Fi for which trial begins at time of activation. Paid subscription required after trial (if applicable). For Safety Connect, stolen vehicle police report required to use Stolen Vehicle Locator. Automatic Collision Notification activates only in limited circumstances. For Remote Connect, use only if aware of circumstances surrounding vehicle and it is legal and safe to do so (e.g., do not remotely start a gas engine vehicle in an enclosed space or if vehicle is occupied by a child). Drive Connect service not available in every city or roadway. For Service Connect, information provided is based on the last time data was collected from vehicle and is not real-time data. Wi-Fi Connect service not available everywhere or in every vehicle. Valid in contiguous U.S. and Alaska. Up to 5 devices supported. Integrated Streaming requires subscription for third-party provider services. Wi-Fi Connect trial (if applicable) begins at time of enrollment and expires the earlier of: 3GB of data is used or 30 days after enrollment. **5.** Projected EPA-estimated 26city/33hwy/29comb MPG rating for 2024 Lexus LC 500h as determined by manufacturer. EPA estimates not available at time of publishing. Use for comparison purposes only. Your mileage will vary for many reasons, including your vehicle's condition and how/where you drive. See www.fueleconomy.gov. **6.** Mark Levinson is a registered trademark of Harman International Industries, Inc. **7.** To wirelessly use Android Auto on your car display, you need a compatible Android smartphone with an active data plan. You can check which smartphones are compatible at g.co/androidauto/requirements. Operability depends on network availability, a cellular connection and GPS signal. Services subject to change at any time without notice. Data charges may apply. To learn more, go to <https://lexusconnectedtechnologysupport.com/lexus/home>. To learn more about Lexus' connected services data collection, use, sharing and retention practices, please visit <https://www.lexus.com/privacy>. Android and Android Auto are trademarks of Google LLC. **8.** Use only if aware of circumstances surrounding vehicle and it is legal and safe to do so (e.g., do not remotely start a gas-engine vehicle in an enclosed space or if vehicle is occupied by a child). Remote Connect depends on factors outside of Lexus' control in order to operate, including 4G network availability, a cellular connection and GPS signal. Without any one or more of these things, operability may be limited or precluded. Services subject to change at any time without notice. Digital Key also requires Bluetooth connectivity. Remote Connect is included with select paid Connected Services packages. See your Lexus dealer for details. Terms of Use apply. Data charges may apply. See *Owner's Manual* and <https://drivers.lexus.com/lexusdrivers/technology/interface> for additional details. To learn about Lexus Interface's connected services data collection, use, sharing and retention practices, please visit <https://www.lexus.com/privacy>. Trial period begins on original purchase or lease date of new vehicle. Paid subscription required after trial (if applicable). Terms of Use apply. **9.** Drive Connect availability and accuracy depend on factors outside of Lexus' control in order to operate, including 4G network availability, a cellular connection and GPS signal. Without any one or more of these things, operability may be limited or precluded. Services subject to change at any time without notice. Requires app download/registration and subscription required after trial (if applicable). Terms of Use apply. See *Owner's Manual* and <https://drivers.lexus.com/lexusdrivers/technology/interface> for limitations. To learn about Lexus' connected services data collection, use, sharing and retention practices, visit <https://www.lexus.com/privacy>. Trial period begins on original purchase or lease date of new vehicle. Paid subscription required after trial (if applicable). Terms of Use apply. **10.** Requires compatible smartphone. Operability depends on network availability, a cellular connection and GPS signal. Services subject to change at any time without notice. Data charges may apply. To learn more, go to <https://lexusconnectedtechnologysupport.com/lexus/home>. To learn more about Lexus' connected services data collection, use, sharing and retention practices, please visit <https://www.lexus.com/privacy>. Apple CarPlay is a registered trademark of Apple Inc. **11.** iPhone is a registered trademark of Apple Inc. All rights reserved. **12.** Siri is a registered trademark of Apple Inc. **13.** Subject to smartphone connectivity and capability. Apps, prices and services vary by phone carrier and are subject to change at any time without notice. Data charges may apply. Spotify is a registered trademark of Spotify Technology Holding. **14.** Always drive safely and obey traffic laws. Functionality depends on many factors outside of Lexus' control. Actions and services subject to change at any time without notice. Google Assistant requires compatible smartphone. Operability depends on network availability, a cellular connection and GPS signal. Data charges may apply. To learn more, go to <https://lexusconnectedtechnologysupport.com/lexus/home>. To learn more about Lexus' connected services data collection, use, sharing and retention practices, please visit <https://www.lexus.com/privacy>. Google, Android, Android Auto and Google Maps are trademarks of Google LLC. **15.** 2024 LC vs. 2023/2024 competitors. Information from manufacturers' websites as of 1/23/2023. **16.** Lexus Safety System+ effectiveness depends on many factors including road, weather and vehicle conditions. Drivers responsible for paying attention to their surroundings and driving safely. See *Owner's Manual* for limitations. **17.** The Pre-Collision System (PCS) with Pedestrian Detection (PD) is designed to help reduce the crash speed and damage in certain frontal collisions involving a vehicle, a pedestrian, or a bicyclist. PCS w/ PD is not a substitute for safe and attentive driving. System effectiveness depends on many factors, such as speed, size and position of vehicle, pedestrian or bicyclist, and weather, light and road conditions. See *Owner's Manual* for limitations. **18.** Dynamic Radar Cruise Control is not a substitute for safe and attentive driving. See *Owner's Manual* for instructions and limitations. **19.** The Lane Tracing Assist (LTA) lane centering function is designed to read visible lane markers and detect other vehicles under certain conditions. It is only operational when DRCC is engaged. See *Owner's Manual* for limitations. **20.** Lane Departure Alert with Steering Assist is designed to read visible lane markers under certain conditions. It provides a visual/audible alert and slight steering force when lane departure is detected. It is not a collision-avoidance system or substitute for safe and attentive driving. Effectiveness depends on many factors including road, weather and vehicle conditions. See *Owner's Manual* for limitations. **21.** Road Sign Assist only recognizes certain road signs. See *Owner's Manual* for limitations. **22.** Intelligent High Beams operate at speeds above 21 mph. See *Owner's Manual* for instructions and limitations. **23.** Vehicle Dynamics Integrated Management (VDIM) is not a substitute for safe and attentive driving practices. Factors including speed, road conditions, weather and steering input can all affect whether VDIM will be effective. See *Owner's Manual* for limitations. **24.** A compatible Bluetooth-enabled phone must be paired. Phone performance depends on software, coverage and carrier. The Bluetooth word mark and logos are registered trademarks of Bluetooth SIG, Inc. Use of such marks by Lexus is under license. **25.** Charging may not be compatible with all mobile phones, smart devices, tablets, e-readers, MP3/WMA players and like models. **26.** Trial length and service availability may vary by model, model year or trim. Service will automatically stop at the end of your trial subscription period unless you decide to continue service. If you do not wish to enjoy your trial, you can cancel by calling the number below. All SiriusXM® services require a subscription, each sold separately by SiriusXM after the trial period. Service subject to the SiriusXM Customer Agreement and Privacy Policy, visit www.siriusxm.com to see complete terms and how to cancel which includes calling 1-866-635-2349. Some services and features are subject to device capabilities and location availability. All fees, content and features are subject to change. SiriusXM, Pandora and all related logos are trademarks of Sirius XM Radio Inc. and its respective subsidiaries. **27.** The engine immobilizer is a state-of-the-art anti-theft system initiated when key is inserted into ignition switch or a SmartAccess fob is in/near vehicle. Engine will only start if the code in the transponder chip inside the key/fob matches code in vehicle's immobilizer. The transponder chip is embedded in the key/fob and can be costly to replace. For lost key or fob, see a Lexus dealer or go to www.aloa.org to find a qualified locksmith for high-security key service. **28.** Do not rely exclusively on Blind Spot Monitor. Look over shoulder and use turn signal. See *Owner's Manual* for limitations. **29.** Do not rely exclusively on the Rear Cross-Traffic Alert. Visually confirm clearance during use. See *Owner's Manual* for limitations. **30.** Airbag systems supplement the seatbelts and are designed to inflate only under certain conditions and in certain types of severe collisions. Always wear seatbelt, sit upright in middle and as far back in seat as possible to help decrease risk of injury. Do not put objects in front of an airbag. See *Owner's Manual* for limitations. **31.** The backup camera does not provide a comprehensive view. Always look over shoulder and use outside mirrors. See *Owner's Manual* for limitations. **32.** The Panoramic View Monitor does not provide a comprehensive view of the area surrounding your vehicle. Look around to confirm clearance. See *Owner's Manual* for limitations. **33.** Intuitive Parking Assist (IPA) may warn drivers of collisions with certain objects when traveling at low speeds. Drivers should visually confirm clearance during use. See *Owner's Manual* for limitations. **34.** Lexus provides complimentary maintenance for your first two scheduled visits at the earlier of 6 months/5,000 miles and 12 months/10,000 miles. See *Warranty and Services Guide* for details. For Lexus vehicles registered and normally operated in the continental United States, U.S. territories and Canada. **35.** Alcantara is a registered trademark of Alcantara S.p.A. **36.** Torsen® is a registered trademark of JTEKT Torsen, Inc. **37.** High-friction brakes may require more maintenance, be louder and have a shorter life than conventional brakes, depending on driving conditions. See *Warranty and Services Guide* for more information. **38.** Projected EPA-estimated MPG ratings determined by manufacturer. EPA estimates not available at time of publishing. Use for comparison purposes only. Your mileage will vary for many reasons, including your vehicle's condition and how/where you drive. See www.fueleconomy.gov. **39.** All Accessories (Genuine Lexus and F SPORT) installed at time of retail vehicle delivery are warranted for the same time as the new vehicle warranty (48 months/50,000 miles). Accessories purchased after retail vehicle delivery and installed by an authorized Lexus dealer are warranted for 12 months from date of purchase or installation, regardless of mileage, or the remainder of any applicable new vehicle limited warranty, whichever is greater. Accessories purchased over the counter are covered for 12 months from date of purchase. For all Accessories, refer to the Lexus accessory limited warranty and materials included with accessory for coverage and conditions. **40.** This floor liner or floor mat was designed specifically for use in your model and model year vehicle and SHOULD NOT be used in any other vehicle. To avoid potential interference with pedal operation, each liner or mat must be secured with its fasteners. Do not install a floor liner or mat on top of an existing floor liner or mat. **41.** Genuine Lexus Paint Protection Film by 3M™ is designed for specific sections of the vehicle most prone to chipping and may vary depending on vehicle model. Select applications may require an additional charge. Lexus Genuine Accessory Warranty only applies when installation is performed by a trained Lexus-approved installer. See Lexus dealer for details.

Lexus strives to build vehicles to match customer interest, and thus they typically are built with popular options and option packages. Not all options/packages are available separately, and some may not be available in all regions of the country. Lexus Interface display shown may not reflect most recent over-the-air enhancements. See lexus.com for information about options/packages commonly available in your area. If you would prefer a vehicle without any or with different options, contact your dealer to check for current availability or the possibility of placing a special order. Specifications, features, equipment, technical data, performance figures, options, and color and trim are based upon information available at time of publishing, are subject to change without notice, and are for mainland U.S.A. vehicles only. Vehicles shown may be prototypes, shown using visual effects and/or shown with options. Actual models may vary. Colors depicted may vary based on multiple factors, including ambient lighting and the format in which they are being viewed (e.g., computer, mobile device, or print). See your Lexus dealer for details. Lexus reminds you to wear seatbelts, secure children in rear seat, obey all traffic laws and drive responsibly. For more information, call 800-USA-LEXUS (872-5398) or visit lexus.com. To learn more about your financing options, contact your Lexus dealer or call Lexus Financial Services at 800-874-7050.

*Available mid-2023

WHAT AMAZING
IDEAS WILL YOU
INSPIRE NEXT?

