



2016

LX

INTRODUCING THE 2016 LX

LX 570

Redesigned with a muscular body and all-new interior; 383-horsepower, 5.7-liter V8 engine; eight-speed paddle-shift transmission; full-time four-wheel drive and 7,000-lb towing capacity.^{2,3}



DESIRE & CONQUER

Crafted to tame demanding terrain from remote off-road⁴ vistas to black-tie premieres. Introducing the new 2016 LX 570.



CURBSIDE BEAUTY. BRUTE FORCE.

Redesigned for 2016, the Lexus flagship SUV now has more brawn and more bravado. Offering improved acceleration along with available Lexus-first 21-inch wheels,⁵ a show-stopping interior and the most comprehensive safety system ever featured on the LX, the 2016 LX doesn't just blur the line between luxury and capability. It obliterates it.





LED daytime running lights are as daring as they are distinct, and the Premium Triple-Beam LED headlamps boldly announce every arrival.

THE PINNACLE OF POWER AND PRESTIGE

An off-road genius with red-carpet good looks, the LX delivers raw power—and attention—in a highly civilized manner. Here, turning heads means turning the tables on the standard definition of luxury.





SEEKER

Offering a luxurious semi-aniline leather-trimmed interior and a fearless exterior—the LX rewards those who crave supreme power with sublime beauty.





LUXURY WITHOUT MERCY

Indulgence knows no restraint. Lower, wider, longer for 2016 and primed with ample cabin space, dynamic LED headlamps and elegant sculpting, the LX carries cargo as easily as respect.

POWER, TRAINED.


The ultimate status symbol is under the hood. Engineered with the largest engine of any Lexus vehicle, the 2016 LX boasts a 5.7-liter V8 loaded with 403 lb-ft of torque¹ at low RPM, an advanced eight-speed paddle-shift transmission, enhanced acceleration, improved EPA ratings, and an impressive 7,000-lb towing capability^{2,3} with Trailer Sway Control.⁴ Make the morning commute a communion with the open road.





INNER SANCTUM

The LX boasts leading-edge technology and convenience with clean, contemporary styling. Stunning features like available Mark Levinson® Audio,7 hand-selected interior trim, a center console with intelligent ambient illumination, a 12.3-inch multimedia display with Remote Touch® and a wood- and leather-trimmed steering wheel make the LX more than an SUV. It's a sanctuary.





MANIPULATE THE SENSES

Experience luxurious eight-seat supremacy with the completely redesigned LX interior. The available semi-aniline leather trim elevates an expansive cabin space that's as versatile as it is elegant. Unwind and indulge with power-sliding second-row seating, a power-folding third row, available heated and ventilated front- and second-row seating, ambient LED lighting and ample cargo space.



THE MANNERS BEHIND THE MUSCLE

Discover the difference with a driver-centric cockpit. Specially engineered to enhance the driver's control, comfort and visibility, the new LX divides interior space into display and operating zones in order to accommodate a focused, seamless driving experience. With a multimedia system featuring a new 12.3-inch display, Remote Touch[®] and an available color Heads-Up Display, the new LX helps keep eyes ahead and alert. The available heated steering wheel, semi-aniline leather-trimmed interior and a 450-watt Mark Levinson 19-speaker Reference Surround Sound Audio System add to the polish behind the power.



AGE OF ENLIGHTENMENT

AN ALL-NEW INTELLIGENT CONSOLE CASTS LUXURY IN A NEW LIGHT

To experience the next era of intuitive design, just push a button. The 2016 LX features a breathtaking work of technology. With a single touch, the center console comes to life. Commands are revealed from the sleek, modern lines of the deep black finish to create an atmosphere that's as elevated as it is advanced.



THE NEXT LEVEL OF CONNECTIVITY

Lexus Enform,⁹ our available suite of branded connected services, consists of five products, each of which offers unique ways to enhance the driving experience. With a complimentary first year of service—entertainment, convenience and peace of mind are now within reach.



SAFETY CONNECT

Lexus Enform Safety Connect¹⁰ offers you the peace of mind of knowing that assistance can be there when you need it most. Whether you're involved in a collision and unable to call for help, your vehicle is stolen, or there is some other type of emergency, assistance can be sent directly to your vehicle's GPS location.vv



SERVICE CONNECT

Our new Lexus Enform Service Connect¹¹ offers remote access to information about your vehicle's status and maintenance needs. Easily accessed through LexusDrivers.com or the My Lexus and Beyond mobile app, you can get information on everything from your vehicle's fuel level and mileage to maintenance alerts and vehicle health reports.



REMOTE

The Lexus Enform Remote¹² mobile app can remotely start the engine, lock and unlock doors, check the status of doors and windows as well as your fuel level, and can help find your vehicle's location in a parking lot. And, should you loan your Lexus to another driver, you can receive instant alerts if, for example, a preset speed or mile limit is exceeded.



DESTINATIONS

Lexus Enform Destinations⁹ offers convenient 24-hour, en-route navigation assistance from a live response center agent who can help you find locations and automatically upload the destinations to your available Navigation System.¹³ Planning a trip? You can also search, save and upload destinations from the comfort of your home or office.

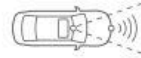


APP SUITE

The Lexus Enform App Suite⁹ offers access to your favorite mobile applications through your vehicle's center-console display. After downloading the app on your compatible smartphone, you can search local listings, stream music, place restaurant reservations and buy movie tickets—all from the center-console display.

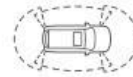
DELIVERY AND TECHNOLOGY SPECIALISTS

To help you get the most out of these and other Lexus features, a Vehicle Delivery Specialist will walk you through nearly every setting and function you desire. And to answer questions that arise after delivery, a Vehicle Technology Specialist can offer expert guidance in person or without you ever leaving the driveway via camera-enabled iPad^{®14} apps like FaceTime.^{®15} Learn more about these complimentary services at lexus.com/specialists.



LEXUS SAFETY SYSTEM+

Lexus Safety System+ is the most comprehensive safety system ever offered on the LX. Featuring a Pre-Collision System¹⁶ with Pedestrian Detection,¹⁷ All-Speed Dynamic Radar Cruise Control,¹⁸ intelligent high-beam headlamps¹⁹ and Lane Departure Alert,²⁰ this integrated suite of advanced technology is designed to help pave the way to a world with fewer collisions and better-informed drivers.



ADVANCED MULTI-VIEW TECHNOLOGIES

The Panoramic View Monitor,²¹ Multi-Terrain Monitor²¹ and a backup camera²² with dynamic gridlines work together to help keep drivers informed and in the clear. A Lexus first, the Panoramic View Monitor takes advantage of high-resolution cameras mounted on the front, sides and rear of the LX to create a bird's-eye view of the near environment. The backup camera with dynamic gridlines features on-screen guides to help assist with tight maneuvering and parking, while the Multi-Terrain Monitor pairs with Multi-Terrain Select to offer valuable visibility during off-road⁴ driving.

INSATIABLE INNOVATION

THE CONSTANT PURSUIT OF SAFETY WITH STYLE



MARK LEVINSON REFERENCE SURROUND SOUND AUDIO SYSTEM

Immerse yourself in concert-hall sound with the available 19-speaker, 450-watt Mark Levinson Reference Surround Sound Audio System. Lexus and Mark Levinson engineers collaborated to plan, develop and place every component, for the most accurate reproduction of artists' original recordings.



HEADS-UP DISPLAY

The available full-color Heads-Up Display can project dynamic information like speed, compass direction and Pre-Collision System¹⁶ alerts directly onto the bottom of the windshield, merging impressive design with safety technology. Customizable to different heights, the Heads-Up Display helps drivers stay focused and informed.



OFF-ROAD WARRIOR

AWARD-WINNING RAW POWER

True grit makes glamour go further. The LX has made a name for itself on the desert race circuit by taking the lead without typically taking any stops, any flat tires, any mechanical issues, or any major deviations from the SUV gleaming in the dealership. Owning races like the notorious Mint 400 using stock suspension arms, a standard fuel system and a largely stock engine, the LX has crawled up rock faces, powered through silt beds and persevered through almost 40 consecutive hours of the most grueling races in the world—taking the crown nearly a dozen times across the off-road¹ circuit.





A lockable center differential and two-speed transfer case give the LX an off-road⁴ advantage as technologies like off-road CRAWL Control²³ with Turn Assist and 4-wheel Active Traction Control with Multi-Terrain Select deliver intelligent performance.



SEARCH AND DESTROY EXPECTATIONS

Seize the day and ultimate performance with the push of a button. CRAWL Control²³ takes cruise control uphill and off-road⁴ for maximum capability. Multi-Terrain Select, Adaptive Variable Suspension and Active Height Control work together to precisely manage wheel and body movement. When the wheels encounter uneven terrain, these systems optimize suspension articulation to help the LX maintain traction at all four wheels, while also maintaining ride comfort. Just select low-range on the transfer case, lock the center differential, and you're ready to tame almost anything off the beaten path.



COMMAND. CONTROL. CONQUER.

FULL-TIME FOUR-WHEEL DRIVE. FULL-TIME DOMINATION.

Full-time four-wheel drive with 4-wheel Active Traction Control can respond to changes in road conditions and send power to the wheels that can handle the engine's prodigious output—with no extra effort from the driver.



LX 570

383

HP¹

5.7

LITERS

V8

ENGINE

403

LB-FT TORQUE¹

7,000

LB TOWING CAPACITY^{2,3}

8

PASSENGER SEATING

8.9

IN GROUND CLEARANCE

4WD

STANDARD

0-60
7.3s^{1,24}

8-SPEED

AUTOMATIC TRANSMISSION
WITH PADDLE SHIFTERS

13 CTY
EST. MPG

18 HWY
EST. MPG

15 CMB
EST. MPG

FUEL ECONOMY
CITY/HIGHWAY/COMBINED
RATINGS²⁵

OVERALL LENGTH 199.4 IN
WHEELBASE 112.2 IN / WIDTH
78.0 IN (MIRRORS FOLDED)
HEIGHT 75.2 IN

DIMENSIONS



STANDARD ON EVERY LX

- A LED headlamps and daytime running lights (DRL)
- B Power moonroof
- C Power tilt-and-telescopic steering column
- D Adaptive Variable Suspension (AVS) with Active Height Control (X-AHC) and CRAWL Control²³ with Turn Assist
- E Power-folding, 50/50-split third-row seat
- F Running boards with built-in courtesy lights
- G Navigation System¹³ with 12.3-in color LCD multimedia display

Lexus Safety System+ including Pre-Collision System¹⁶ with Pedestrian Detection,¹⁷ All-Speed Dynamic Radar Cruise Control,¹⁸ Lane Departure Alert²⁰ and intelligent high-beam headlamps¹⁹

Blind Spot Monitor²⁶ with Rear Cross-Traffic Alert²⁷

10 airbags²⁸

Panoramic View²¹ and Multi-Terrain Monitors²¹

Intuitive Parking Assist²⁹

Power rear door

Bluetooth^{®30} and USB smartphone connectivity

Lexus Enform App Suite⁹

Subscription-free Traffic and Weather updates³¹ via HD Radio^{TM31}

Lexus Enform Safety Connect,¹⁰ Service Connect¹¹ and Remote¹² app. Complimentary for the first year of ownership

Leather-trimmed interior

Lexus Memory System to control power driver's seat (except lumbar), outside mirrors and steering wheel

14-way driver's (including dual-function lumbar and cushion extender) and 12-way front passenger's (including lumbar) heated power seats

Power-sliding, 60/40-split middle-row seat with 40/20/40-split seatback

Four-zone automatic climate control with interior air filter, smog sensor and automatic recirculation mode

Lexus nine-speaker Premium Sound System

HomeLink[®] universal transceiver to operate compatible garage, gate, home lighting and home security systems

SmartAccess^{32,33} with push-button Start/Stop

Electrochromic (auto-dimming) inside and outside mirrors

120V AC power outlet in cargo area

Roof rack with rails^{34,35}

Integrated tow hitch receiver^{2,3}

Complimentary scheduled maintenance at 6 months (or 5,000 miles) and at 12 months (or 10,000 miles). Please refer to the *Warranty and Services Guide* for details

PACKAGES

LUXURY PACKAGE

Semi-aniline leather-trimmed interior

Heated and ventilated front- and second-row seats

Four-zone Climate Concierge

INDIVIDUAL OPTIONS

Color Heads-Up Display

Mark Levinson 19-speaker, 450-watt Reference Surround Sound Audio System

Qi-compatible³⁶ wireless device charger

Cool box

Heated wood- and leather-trimmed steering wheel




Rear-Seat Entertainment System (RSES)³⁷ with dual 11.6-in displays and HDMI input


WHEELS

20-in MESH ALLOY WHEELS⁵ WITH DARK GRAY AND MACHINED FINISH STANDARD LX



21-in SPLIT-10-SPOKE ALLOY WHEELS⁵ WITH DARK GRAY AND MACHINED FINISH AVAILABLE LX





BLACK LEATHER

BLACK SEMI-ANILINE LEATHER*

PARCHMENT LEATHER

PARCHMENT SEMI-ANILINE LEATHER*

CABERNET SEMI-ANILINE LEATHER*



INTERIOR & TRIM

Available *



EXTERIOR

LX 570

383

HP¹

V8

ENGINE

403

LB-FT
TORQUE²

7,000

LB
TOWING CAPACITY^{2,3}

WARRANTY Four-year/50,000-mile Lexus Limited Warranty. Six-year/70,000-mile Powertrain Warranty. Six-year/unlimited-mileage Corrosion Perforation Warranty. All warranties with zero deductible. See the *LX Warranty and Services Guide* at your Lexus dealer for details.

DISCLOSURES **1.** Ratings achieved using the required premium unleaded gasoline with an octane rating of 91 or higher. If premium fuel is not used, performance will decrease. **2.** Please consult your Lexus dealer or *Owner's Manual* for towing and load specifications. **3.** Before towing, confirm your vehicle and trailer are compatible, hooked up properly and you have any necessary additional equipment. If gross trailer weight is above 5,000 lb (2,268 kg), it is necessary to use a weight-distributing hitch with sufficient capacity. Do not exceed any Weight Ratings and follow all instructions and cautions from your trailer-hitch manufacturer and vehicle *Owner's Manual*. The maximum amount you can tow depends on the total weight of any cargo, occupants and available equipment. Calculated with the new SAE J2807 method. **4.** The LX 570 is designed to meet most off-road driving requirements. Abusive use may result in bodily harm or damage. Lexus encourages responsible operation to help protect you, your vehicle and the environment. Seatbelts should be worn at all times. Do not allow passengers to ride in cargo area. Tow hitch receivers/ball mount kits are not intended to provide crash protection. **5.** 20- or 21-in performance tires are expected to experience greater tire wear than conventional tires. Tire life may be substantially less than 20,000 miles, depending upon tire used and driving conditions. **6.** Trailer Sway Control (TSC) is an electronic system designed to help the driver maintain vehicle control under adverse conditions. It is not a substitute for safe driving practices. Factors including speed, road conditions and driver steering input can all affect whether TSC will be effective in preventing a loss of control. See *Owner's Manual* for details. **7.** Mark Levinson[®] is a registered trademark of Harman International Industries, Inc. **8.** Be sure to obey traffic regulations and maintain awareness of road and traffic conditions. **9.** Be sure to obey traffic regulations and maintain awareness of road and traffic conditions at all times. Apps/services vary by phone/carrier; functionality depends on many factors. Select apps use large amounts of data; you are responsible for charges. Apps & services subject to change. See lexus.com/enform for details. **10.** Contact with the response center may not be available in all areas. Service Agreements required. A variety of subscription terms available; charges will vary. See lexus.com for details. **11.** Information provided is based on the last time data was collected from the vehicle and may not be up to date. System functionality depends on vehicle connectivity. **12.** Use only if aware of circumstances surrounding the vehicle, and it is legal & safe to do so (e.g., car uncovered in open area, no people or pets in or nearby). If vehicle has not been driven for over a week, services will not be available until next time vehicle is started. Functionality depends on many factors, such as vehicle and smartphone connectivity. See usage precautions, service limitations & *Owner's Manual*. Data charges may apply. Registration, app download are required. Must have active Safety Connect subscription. Annual fee required after 1-year trial. **13.** Be sure to obey traffic regulations and maintain awareness of road and traffic conditions at all times. Availability & accuracy of the information provided by the Navigation System is dependent upon many factors. Use common sense when relying on information provided. Services and programming subject to change. Services not available in every city or roadway. Updates may be available at an additional cost from your dealer. See *Navigation System Owner's Manual* for details. **14.** iPhone[®] and iPad[®] are registered trademarks of Apple Inc. All rights reserved. **15.** FaceTime[®] is a registered trademark of Apple Inc. All rights reserved. **16.** The Pre-Collision System is designed to help reduce the crash speed and damage in certain frontal collisions only. It is not a collision-avoidance system and is not a substitute for safe and attentive driving. System effectiveness depends on many factors, such as speed, driver input and road conditions. See *Owner's Manual* for further information. **17.** The Pedestrian Detection System, part of the Lexus Safety System⁺, is designed to detect the presence of a pedestrian ahead of the vehicle, to determine if impact with the pedestrian is imminent and to help reduce impact speed. It is not a collision-avoidance system and is not a substitute for safe and attentive driving. System effectiveness depends on many factors, such as speed, size and position of pedestrians, driver input and weather, light and road conditions. See *Owner's Manual* for further information. **18.** Dynamic Radar Cruise Control is designed to assist the driver and is not a substitute for safe and attentive driving practices. See *Owner's Manual* for details. **19.** Intelligent high-beams system operates at speeds above 21 mph. Situations such as a dirty windshield, variable weather, lighting conditions and hilly terrain will limit effectiveness, requiring the driver to manually turn off. See *Owner's Manual* for details. **20.** Lane Departure Alert is designed to read lane markers under certain conditions and provide visual and audible alerts when lane departure is detected. It is not a collision-avoidance system or a substitute for safe and attentive driving. Effectiveness depends on many factors. See *Owner's Manual* for more information. **21.** The Panoramic View Monitor and Multi-Terrain Monitor do not provide a comprehensive view of the area around the vehicle. You should also look around outside your vehicle and use your mirrors to confirm clearance. Cold weather may limit effectiveness and view may become cloudy. **22.** The backup camera does not provide a comprehensive view of the rear area of the vehicle. You should also look around outside your vehicle and use your mirrors to confirm rearward clearance. Cold weather may limit effectiveness and view may become cloudy. **23.** CRAWL Control is designed for driving on difficult terrain at low speeds. It assists the driver by controlling acceleration and braking, allowing the driver to focus on steering. The LX 570 is designed to meet off-road driving requirements, but off-roading is inherently dangerous. Always wear seatbelts. **24.** Performance figures are for comparison only and were obtained with prototype vehicles by professional drivers using special safety equipment and procedures. Do not attempt. **25.** 2016 EPA-estimated ratings. Actual mileage will vary. **26.** Do not rely exclusively on the Blind Spot Monitor. Always look over your shoulder and use your turn signal. There are limitations to the function, detection, range and clarity of the monitor. For a complete list of limitations and directions regarding use of the monitor, see *Owner's Manual*. **27.** Do not rely exclusively on the Rear Cross-Traffic Alert system. Always look over your shoulder and use your mirrors to confirm rear clearance. There are limitations to the function, detection, range and clarity of the system. To learn more, see *Owner's Manual*. **28.** All the airbag (AB) systems are Supplemental Restraint Systems. All ABs (if installed) are designed to inflate only under certain conditions and in certain types of severe collisions: frontal and knee ABs typically inflate in frontal collisions; side and side curtain ABs in side collisions; Roll-Sensing Curtain ABs at a severe tilt degree, roll or lateral G-force. In all other accidents, the ABs will not inflate. To decrease the risk of injury from an inflating AB, always wear seatbelts, sit upright in the middle of the seat as far back as possible and do not lean against the door. Do not put objects in front of an AB or around the seatback. Do not use a rearward-facing child seat in any front passenger seat. The force of an inflating AB may cause serious injury or death. See *Owner's Manual* for further information/warnings. **29.** Do not rely exclusively on the Intuitive Parking Assist system. Always look over your shoulder and use your mirrors to confirm clearance. System effectiveness depends on many factors. See *Owner's Manual* for details. **30.** The Bluetooth[®] word mark and logos are registered trademarks owned by Bluetooth SIG, Inc. and any use of such marks by Lexus is under license. A compatible Bluetooth-enabled phone must first be paired. Phone performance depends on software, coverage & carrier. **31.** HD Radio[™] Technology manufactured under license from iBiquity Digital Corporation U.S. and Foreign Patents. HD Radio[™] and the HD, HD Radio, and "Arc" logos are proprietary trademarks of iBiquity Digital Corp. **32.** The SmartAccess system may interfere with some pacemakers or cardiac defibrillators. If you have one of these medical devices, please talk to your doctor to see if you should deactivate this system. **33.** The engine immobilizer is a state-of-the-art anti-theft system. When you insert your key into the ignition switch or bring a SmartAccess fob into the vehicle, the key transmits an electronic code to the vehicle. The engine will only start if the code in the transponder chip inside the key/fob matches the code in the vehicle's immobilizer. Because the transponder chip is embedded in the key/fob, it can be costly to replace. If you lose a key or fob, your Lexus dealer can help. Alternatively, you can find a qualified independent locksmith to perform high-security key services by consulting your local Yellow Pages or by contacting www.waloo.org. **34.** Roof rack with rails not recommended for luggage. **35.** Roof rack capacity is 176 lb. See *Owner's Manual* for details. **36.** Qi wireless charging may not be compatible with all mobile phones, MP3/WMA players and like models. **37.** A single-disc DVD player is included. A separate DVD player or game system utilizing the center console's video/audio inputs is required in order to use the split-screen function of the dual-screen system.

Lexus strives to build vehicles to match customer interest, and thus they typically are built with popular options and option packages. Not all options/packages are available separately, and some may not be available in all regions of the country. See lexus.com for information about options/packages commonly available in your area. If you would prefer a vehicle without any or with different options, contact your dealer to check for current availability or the possibility of placing a special order. Specifications, features, equipment, technical data, performance figures, options, and color and trim are based upon information available at time of printing, are subject to change without notice, and are for mainland U.S.A. vehicles only. Some vehicles shown with available equipment. See your Lexus dealer for details. Lexus reminds you to wear seatbelts, secure children in rear seat, obey all traffic laws and drive responsibly. For more information, call 800-USA-LEXUS (872-5398) or visit lexus.com. To learn more about your financing options, contact your Lexus dealer or call Lexus Financial Services at 800-874-7050.

