

LX

—

LEXUS 2018



Peak luxury.

The pinnacle of off-road capability.

A flagship powerful enough to embody both.

Because reaching the top means nothing


if it doesn't lead to the experience

of something greater.

The 2018 Lexus LX.



Experience Amazing







LX 570

The 2018 LX features a 5.7-liter naturally aspirated V8 engine with 383 horsepower,¹ 403 lb-ft of torque¹ and a 7,000-lb towing capacity,^{2,3} and comes equipped with an advanced eight-speed paddle-shift transmission, full-time four-wheel drive and Adaptive Variable Suspension. An integrated suite of class-leading standard active safety equipment⁴ and intelligent off-roading⁵ capabilities complement a handcrafted interior with third-row seating.

LX shown in Atomic Silver // Options shown



LX shown in Atomic Silver // Options shown



LX shown in Eminent White Pearl // Options shown



LX shown with Cabernet semi-aniline leather⁶ and Linear Espresso wood interior trim // Options shown



LX shown in Atomic Silver // Options shown



LX shown in Black Onyx // Options shown



Unmistakable from every angle, the LX unites a bold design language with commanding utility. A muscular, chiseled exterior, Premium Triple-Beam LED headlamps and class-exclusive interior technology come together to create an SUV that does more than just blur the line between luxury and capability. It obliterates it.

THE DESIGN

—
Sharp exterior styling, a generous interior and handcrafted details forge the ultimate expression of beauty in strength.





TAKUMI CRAFTSMANSHIP

An iconic attention to detail, impeccable materials and handcrafted artistry create an eye-opening approach to luxury.

Brought to life by the *takumi*, or Lexus master craftsmen, the LX interior offers natural materials of extraordinary beauty. Not only are less than 5% of the world's leathers of a high enough quality for Lexus vehicles, the available semi-aniline perforated leather trim is also dyed all the way through, unlike those which rely on conventional surface dyes. This process also requires that a higher grade of leather be adopted since imperfections cannot be hidden.

Unlike anything else in the world, the available Linear Dark Mocha and Linear Espresso wood trim merge the organic look of natural wood with a modern layered design. The result of 67 steps of craftsmanship over 38 days, the steering wheel is formed from multiple layers of thinly sliced wood, which are then bonded together and meticulously shaped and buffed to align with the grain of the wood on the instrument panel.

Options shown



SUPREME VERSATILITY

An expansive cabin with class-exclusive climate technology offers a rare level of comfort and convenience.

From the sequential ambient LED illumination to the available heated wood- and leather-trimmed steering wheel and cool box, every element of the LX interior is informed by a meticulous attention to detail and the Japanese art of hospitality.

THIRD-ROW ACCOMMODATIONS

A generous cabin accommodates customizable seating and ample cargo space, including power-sliding, 60/40-split middle-row seating with a 40/20/40-split seatback, plus power-folding, 50/50-split third-row seat.

HEATED AND VENTILATED SEATING

The 14-way power-adjustable driver's seat and 12-way power-adjustable front passenger's seat offer convenient memory settings, dual-function lumbar adjustability and heating. With available heated and ventilated front- and second-row seats, passengers can select from three settings that operate fans inside the seatbacks and cushions to circulate air through perforations in the leather trim. On cold days, these seats can also be heated to one of three levels.

ADVANCED CLIMATE TECHNOLOGY

In addition to standard four-zone climate control, the available class-exclusive Climate Concierge automatically coordinates the entire cabin's temperature at the press of a button. The rear overhead ducts, the temperature of the front and rear heated and ventilated seats, and the steering wheel are all adjusted individually so that each zone achieves its preset level of comfort as quickly as possible.



Options shown



THE DRIVE

Engineered to conquer the daily commute and demanding terrain, the LX proves there's more than one way to the top.



The largest engine of any Lexus vehicle meets with leading-edge performance technologies, full-time four-wheel drive, prodigious towing power^{2,3} and unequalled off-road⁵ racing victories to deliver our most capable SUV.



LX shown in Atomic Silver // Options shown



COMMANDING CAPABILITY

NATURALLY ASPIRATED 5.7-LITER V8 WITH 383 HORSEPOWER

A robust, 5.7-liter V8 generates 383 horsepower¹ and comes loaded with 403 lb-ft of torque¹ at low rpm, an advanced eight-speed paddle-shift transmission, and an impressive 7,000-lb towing capability^{2,3} with Trailer Sway Control.⁷

FULL-TIME FOUR-WHEEL DRIVE WITH ACTIVE TRACTION CONTROL

The TORSEN[®] torque-sensing limited-slip center differential⁸ with electronic differential lock efficiently distributes engine power between the front and rear axles, optimizing traction in a wide variety of conditions. Four-wheel Active Traction Control helps keep you securely on the road by using sensors to detect the onset of wheel slippage, automatically applies the brake to the slipping wheel, and shifts power to the wheels with the most traction.

LARGE BRAKE ROTORS WITH FOUR-PISTON FRONT CALIPERS

13.9-inch ventilated front discs with four-piston calipers, 13.5-inch ventilated rear discs, and a four-sensor, four-channel Multi-terrain Anti-lock Braking System help to provide the LX with serious stopping power.

7,000-lb
towing capacity^{2,3} with Trailer Sway Control⁷

LX shown in Eminent White Pearl

ADAPTIVE VARIABLE SUSPENSION WITH ACTIVE HEIGHT CONTROL

To provide capable off-road⁵ performance with responsive on-road handling, the Active Height Control system and Adaptive Variable Suspension system combine to automatically raise the vehicle's height by up to three inches and allow greater wheel articulation across rough conditions.

VARIABLE GEAR-RATIO STEERING


Variable Gear-Ratio Steering automatically adjusts the steering angle and response of the front wheels for easier low-speed maneuvering and increased high-speed responsiveness and control.

DRIVE MODE SELECT

Drive Mode Select enables you to make your vehicle more responsive or efficient with a simple turn of a dial. Sport mode alters the powertrain for faster and more dynamic throttle response. Normal mode provides the optimal balance of fuel efficiency and engine performance. ECO mode moderates the throttle response, engine power output and climate settings for increased fuel efficiency.

8

speed automatic transmission
with paddle shifters



LX shown in Eminent White Pearl



OFF-ROAD POWERHOUSE

A desert racing pedigree unique in its class meets unsurpassed performance technologies.

Few luxury vehicles ever make it off the beaten path. None have the off-road⁵ racing heritage of the LX. Taking the crown nearly a dozen times across the desert racing circuit, including at the notorious Mint 400, the LX is unrivaled in its balance of extreme off-roading⁵ capability and exceptionally smooth handling.

CRAWL CONTROL WITH TURN ASSIST

Activated with the press of a button, Crawl Control¹⁰ is designed to automatically maintain an optimal slow and steady pace over challenging terrain. Turn Assist can also tighten your turning circle by adding brake force to the inside rear wheel.

MULTI-TERRAIN SELECT

The Multi-Terrain Select system helps to enhance the driver's control over challenging, varied landscapes. The system offers the ability to adjust the amount of traction and response by choosing from five different types of terrain (Rock, Rock & Dirt, Mogul, Loose Rock, or Mud & Sand).

HILL-START ASSIST CONTROL

Hill-start Assist Control⁹ (HAC) helps to increase driver confidence when ascending hills. While stopped on an incline, conventional vehicles may roll back once you step off the brake. The HAC system helps maintain the vehicle's position by applying the brakes to all four wheels until the vehicle begins moving forward.





With Lexus Safety System+¹¹ and available premium features such as Mark Levinson[®] audio,¹² a dual-screen Rear-Seat Entertainment System¹³ and Lexus Enform,¹⁴ the LX offers innovation for the entire family.



THE DETAILS

—
 Exceptional convenience and a suite of class-leading standard active safety equipment⁴ deliver our most advanced LX yet.



LX shown with Cabernet semi-aniline leather⁶ and Linear Espresso wood interior trim // Options shown

PEACE OF MIND, STANDARD

Introducing Lexus Safety System+, an integrated suite of class-leading standard active safety equipment.^{4,11}

PRE-COLLISION SYSTEM WITH PEDESTRIAN DETECTION

This system¹⁵ is engineered to detect obstacles in the path of your Lexus under certain conditions. Should it detect a pedestrian¹⁶ or determine a frontal collision is imminent, it's designed to automatically prepare Brake Assist¹⁷ for increased brake force, and in some cases can even automatically brake the vehicle to a stop.

LANE DEPARTURE ALERT

This system¹⁸ utilizes a high-resolution camera to monitor visible lane markings and determine the vehicle's position within a lane. If an inadvertent lane departure, or potential departure due to swaying, is detected at speeds above 32 mph, the system attempts to alert the driver with audible and visual warnings and steering-wheel vibrations.

ALL-SPEED DYNAMIC RADAR CRUISE CONTROL

This system¹⁹ uses radar and camera technology to help you maintain a preset speed and following distance from the vehicle ahead. Whether at highway speeds or in stop-and-go traffic, the system can detect if you get closer than the preset distance and automatically slow your vehicle—even to a complete stop. If driving at highway speeds and the road ahead clears, your Lexus returns to its preset speed.

INTELLIGENT HIGH-BEAM HEADLAMPS

To help provide greater visibility for you as well as other drivers, intelligent high-beam headlamps²⁰ offer added illumination to help keep you focused on the road. When the road ahead is clear, the system defaults to high-beam mode, then temporarily switches to low beams when it senses the headlamps or taillamps of vehicles ahead.



LEXUS SAFETY SYSTEM +

LX shown in Atomic Silver

NAVIGATION SYSTEM WITH 12.3-INCH MULTIMEDIA DISPLAY

The largest split screen in its class,⁴ the 12.3-inch high-resolution multimedia display provides immediate, simultaneous access to audio or climate controls and various systems, including the voice-activated Navigation System.²¹

LEXUS ENFORM


Lexus Enform¹⁴ elevates connected technology and offers concierge-level convenience. From emergency assistance and a live response center agent to the ability to start your engine remotely and access smartphone apps with ease, our premium suite of connected technology offers peace of mind with every drive.

COLOR HEADS-UP DISPLAY

The available full-color Heads-Up Display can project key information about your audio, speed, current gear and rpm onto the windshield. Display information can be adjusted to suit the driver.

REMOTE TOUCH

Remote Touch²² allows you to easily move through logical menus of the vehicle's features. Located centrally for your comfort and convenience, buttons on either side are accessible to both the driver and front passenger.



MARK LEVINSON REFERENCE SURROUND SOUND AUDIO SYSTEM

Engineered by a company world-renowned by audiophiles, the available 450-watt Mark Levinson Reference Surround Sound Audio System was tuned for more than 4,000 hours to optimize the acoustics of the vehicle. As a result, it features 19 speakers and 7.1-channel architecture, and enough clarity for listeners to identify the spatial position of each instrument in play.

4,000
hours spent tuning the
Mark Levinson audio system

DUAL-SCREEN REAR-SEAT ENTERTAINMENT SYSTEM

The available dual-screen Rear-Seat Entertainment System¹³ enables two video sources to be viewed at the same time on LCD screens behind the front headrests.

VISIBILITY INNOVATIONS

From a bird's-eye view to an under-vehicle POV, leading-edge camera technologies help enhance control from many angles.

PANORAMIC VIEW MONITOR

Designed to help drivers avoid potential obstacles and assist with parking, the Panoramic View Monitor,²³ available with Moving View and See-Through View, uses four high-resolution cameras to create a composite image of the vehicle's near surroundings. Pair with Backup View²⁴ or Wide Back View²⁴ to assist with parking and maneuvering in hard-to-see areas in real time.



MULTI-TERRAIN MONITOR

Operated with the Panoramic View Monitor²³ and harnessing the added visibility of a virtual under-vehicle camera, the Multi-Terrain Monitor²⁵ can check terrain and tire location underneath the LX during demanding off-road⁵ excursions. Displaying dynamic information like tilt gauge and wheelspin, the Multi-Terrain Monitor²⁵ works with Multi-Terrain Select to keep drivers informed of off-road⁵ conditions and the vehicle's immediate surroundings.

BLIND SPOT MONITOR WITH REAR CROSS-TRAFFIC ALERT

To help you change lanes with confidence, the available Blind Spot Monitor²⁶ is designed to detect and warn you of vehicles approaching or positioned in the adjacent lanes. And for added peace of mind, Rear Cross-Traffic Alert²⁷ can help you when backing out of a parking space by notifying you of vehicles approaching from either side.

Options shown

LX 570

383
HORSEPOWER¹

V8
ENGINE

5.7
LITER

403
LB-FT TORQUE¹

7,000
LB TOWING CAPACITY^{2,3}

8
PASSENGER SEATING


8.9
INCH GROUND CLEARANCE

4WD
STANDARD

8
SPEED AUTOMATIC
TRANSMISSION WITH
PADDLE SHIFTERS

7.3
0-60 MPH (SEC)^{1,28}

13/18/15
CTY / HWY / CMB
ESTIMATED MPG²⁹



STANDARD ON EVERY LX

- Premium Triple-Beam LED headlamps
- A Power moonroof
- Power tilt-and-telescopic steering column
- Adaptive Variable Suspension (AVS) with Active Height Control (X-AHC), and Crawl Control¹⁰ with Turn Assist
- Power-folding, 50/50-split third-row seat
- Running boards with integrated courtesy lights
- B Navigation System²¹ with 12.3-in color LCD multimedia display
- Lexus Safety System+¹¹ including Pre-Collision System¹⁵ with Pedestrian Detection,¹⁶ All-Speed Dynamic Radar Cruise Control,¹⁹ Lane Departure Alert¹⁸ and intelligent high-beam headlamps²⁰
- Blind Spot Monitor²⁶ with Rear Cross-Traffic Alert²⁷
- 10 airbags³⁰
- Panoramic View²³ and Multi-Terrain Monitors²⁵
- Intuitive Parking Assist³¹
- Power rear door
- Bluetooth³² and USB smartphone connectivity
- Lexus Enform App Suite¹⁴
- Subscription-free Traffic and Weather updates³³ via HD Radio^{TM33}
- Lexus Enform Safety Connect³⁴ and Service Connect.³⁵ Complimentary for the first 10 years of ownership.

Lexus Enform Remote³⁶ app and Destination Assist¹⁴ Complimentary for the first year of ownership.

Leather-trimmed interior

Lexus Memory System to control power driver's seat (except lumbar), outside mirrors and steering wheel

14-way driver's (including dual-function lumbar and cushion extender) and 12-way front passenger's (including lumbar) heated power seats

Power-sliding, 60/40-split middle-row seat with 40/20/40-split seatback

Four-zone automatic climate control with interior air filter, smog sensor and automatic recirculation mode

Lexus nine-speaker Premium Sound System

HomeLink[®] universal transceiver to operate compatible garage, gate, home lighting and home security systems

SmartAccess^{37,38} with push-button Start/Stop

Electrochromic (auto-dimming) inside and outside mirrors

120V AC power outlet in cargo area

Roof rack with rails^{39,40}

Integrated tow hitch receiver^{2,3}

Complimentary maintenance services (please refer to the *Warranty and Services Guide* for details)

DELIVERY AND TECHNOLOGY SPECIALISTS

To help you get the most out of these and other Lexus features, a Vehicle Delivery Specialist will walk you through nearly every setting and function you desire. And to answer questions that arise after delivery, a Vehicle Technology Specialist can offer expert guidance in person or without you ever leaving the driveway via camera-enabled apps like FaceTime.⁴¹ Learn more about these complimentary services at lexus.com/specialists.


OVERALL LENGTH 200.0 IN / WHEELBASE 112.2 IN / WIDTH 78.0 IN (MIRRORS FOLDED) / HEIGHT 75.2 IN

DIMENSIONS



"Highest in Customer Satisfaction with Dealer Service among Luxury Brands"⁴²

-J.D. POWER



LUXURY PACKAGE

- Semi-aniline leather-trimmed interior
- Heated and ventilated front- and second-row seats
- Four-zone Climate Concierge

INDIVIDUAL OPTIONS

- A Rear-Seat Entertainment System (RSES)¹³ with dual 11.6-in displays, HDMI input and wireless headphones⁴³
 - Color Heads-Up Display
 - Mark Levinson 19-speaker, 450-watt Reference Surround Sound Audio System
 - Qi-compatible⁴⁴ wireless device charger
- B Cool box
 - Heated wood- and leather-trimmed steering wheel



ACCESSORIES

- C ROOF RACK CROSS BARS^{39,40}

Lightweight, adjustable yet high-strength aluminum cross bars are corrosion- and fade-resistant and load-rated for carrying almost any size load up to 176 pounds (80 kg).
- D ALL-WEATHER FLOOR MATS⁴⁵

Durable channels help keep moisture, dirt and debris from marring the carpet.

ALL-WEATHER CARGO MAT
A lightweight, removable and waterproof mat with a multidimensional surface and custom channel design helps keep your cargo area clean and dry.

PAINT PROTECTION FILM BY 3M^{TM46}
Protects your vehicle with a durable, nearly invisible urethane film.

GLASS BREAKAGE SENSOR
Wrap your Lexus in a force field of security. The Lexus glass breakage sensor helps deter theft.



For a complete list of Genuine Lexus Accessories, visit lexus.com/LX/accessories. Options shown.

WHEELS



20-in

Mesh alloy wheels⁴⁷ with Dark Gray and machined finish
STANDARD




21-in

Split-10-spoke alloy wheels⁴⁷ with Dark Gray and machined finish
AVAILABLE



LX shown in Eminent White Pearl // Options shown

COLOR, MATERIAL & FINISH



BLACK LEATHER	•			
BLACK SEMI-ANILINE LEATHER*			•	
PARCHMENT LEATHER		•		
PARCHMENT SEMI-ANILINE LEATHER*			•	
CABERNET SEMI-ANILINE LEATHER*	•			

INTERIOR & TRIM



•	•	•	•	•
•	•	•	•	•
•	•	•	•	•
•	•	•	•	•
•	•	•	•	•

EXTERIOR

*Additional charge
For configuration details, visit lexus.com/LXbuild

LX 570

383

HORSEPOWER¹

V8

ENGINE

403

LB-FT TORQUE¹

7,000

LB TOWING CAPACITY^{2,3}

WARRANTY Four-year/50,000-mile Lexus Limited Warranty. Six-year/70,000-mile Powertrain Warranty. Six-year/unlimited-mileage Corrosion Perforation Warranty. All warranties with zero deductible. See the *LX Warranty and Services Guide* at your Lexus dealer for details.

DISCLOSURES 1. Ratings achieved using the required premium unleaded gasoline with an octane rating of 91 or higher. If premium fuel is not used, performance will decrease. 2. Please consult your Lexus dealer or *Owner's Manual* for towing and load specifications. 3. Before towing, confirm your vehicle and trailer are compatible, hooked up properly and you have any necessary additional equipment. If gross trailer weight is above 5,000 lb (2,268 kg), it is necessary to use a weight-distributing hitch with sufficient capacity. Do not exceed any Weight Ratings and follow all instructions and cautions from your trailer-hitch manufacturer and vehicle *Owner's Manual*. The maximum amount you can tow depends on the total weight of any cargo, occupants and available equipment. Calculated with the new SAE J2807 method. 4. Based on manufacturers' website data July 2017. 5. The LX 570 is designed to meet most off-road driving requirements. Abusive use may result in bodily harm or damage. Lexus encourages responsible operation to help protect you, your vehicle and the environment. Seatbelts should be worn at all times. Do not allow passengers to ride in cargo area. Tow hitch receivers/ball mount kits are not intended to provide crash protection. 6. Cabernet semi-aniline leather interior trim available for an additional charge. 7. Trailer Sway Control (TSC) is an electronic system designed to help the driver maintain vehicle control under adverse conditions. It is not a substitute for safe driving practices. Factors including speed, road conditions, weather and driver steering input can all affect whether TSC will be effective in preventing a loss of control. See *Owner's Manual* for additional limitations and details. 8. TORSEN[®] is a registered trademark of Zexel Torsen, Inc. 9. Hill-start Assist Control is designed to help minimize backward rolling on steep ascents. It is not a substitute for safe driving judgment and practices. Factors including speed, grade, surface conditions and driver input can all affect whether HAC will be effective in preventing a loss of control. See *Owner's Manual* for additional limitations and details. 10. Crawl Control is designed for driving on difficult terrain at low speeds. It assists the driver by controlling acceleration and braking, allowing the driver to focus on steering. The LX 570 is designed to meet off-road driving requirements, but off-roading is inherently dangerous. Always wear seatbelts. See *Owner's Manual* for additional limitations and details. 11. Drivers are responsible for their own safe driving. Always pay attention to your surroundings and drive safely. Depending on the conditions of roads, weather and the vehicle, the system(s) may not work as intended. See *Owner's Manual* for additional limitations and details. 12. Mark Levinson[®] is a registered trademark of Harman International Industries, Inc. 13. A single-disc DVD player is included. A separate DVD player or game system utilizing the center console's video/audio inputs is required in order to use the split-screen function of the dual-screen system. 14. Be sure to obey traffic regulations and maintain awareness of road and traffic conditions at all times. Apps/services vary by phone/carrier; functionality depends on many factors. Select apps use large amounts of data; you are responsible for charges. Apps & services subject to change. See lexus.com/enform for details. 15. The Lexus Safety System+ Pre-Collision System is designed to help avoid or reduce the crash speed and damage in certain frontal collisions only. It is not a substitute for safe and attentive driving. System effectiveness is dependent on road, weather and vehicle conditions. See *Owner's Manual* for additional limitations and details. 16. The Pedestrian Detection System is designed to detect a pedestrian ahead of the vehicle, determine if impact is imminent and help reduce impact speed. It is not a substitute for safe and attentive driving. System effectiveness depends on many factors, such as speed, size and position of pedestrians and weather, light and road conditions. See *Owner's Manual* for additional limitations and details. 17. Brake Assist is designed to help the driver take full advantage of the benefits of ABS. It is not a substitute for safe driving practices. Braking effectiveness also depends on proper vehicle maintenance, tire and road conditions. See *Owner's Manual* for additional limitations and details. 18. Lane Departure Alert is designed to read lane markers under certain conditions and provide visual and audible alerts when lane departure is detected. It is not a collision-avoidance system or a substitute for safe and attentive driving. Effectiveness is dependent on road, weather and vehicle conditions. See *Owner's Manual* for additional limitations and details. 19. Dynamic Radar Cruise Control is designed to assist the driver and is not a substitute for safe and attentive driving practices. System effectiveness is dependent on road, weather and traffic conditions. See *Owner's Manual* for additional limitations and details. 20. Intelligent high beams operate at speeds above 25 mph. Factors such as a dirty windshield, weather, lighting and terrain limit effectiveness, requiring driver to manually operate the high beams. See *Owner's Manual* for additional limitations and details. 21. Be sure to obey traffic regulations and maintain awareness of road and traffic conditions at all times. Availability & accuracy of the information provided by the Navigation System is dependent upon many factors. Use common sense when relying on information provided. Services & programming subject to change. Services not available in every city or roadway. Updates may be available from your dealer at an additional cost. See *Owner's Manual* for details. 22. Be sure to obey traffic regulations and maintain awareness of road and traffic conditions. 23. The Panoramic View Monitor does not provide a comprehensive view of the area surrounding the vehicle. You should also look around outside your vehicle and use your mirrors to confirm surrounding clearance. Environmental conditions may limit effectiveness and view may become obscured. See *Owner's Manual* for details. 24. The backup camera does not provide a comprehensive view of the rear area of the vehicle. You should also look around outside your vehicle and use your mirrors to confirm rearward clearance. Environmental conditions may limit effectiveness and view may become obscured. See *Owner's Manual* for additional limitations and details. 25. The Multi-Terrain Monitor does not provide a comprehensive view of the area surrounding the vehicle. You should also look around outside your vehicle and use your mirrors to confirm clearance. Environmental conditions may limit effectiveness and view may become obscured. See *Owner's Manual* for additional limitations and details. 26. Do not rely exclusively on the Blind Spot Monitor. Always look over your shoulder and use your turn signal. There are limitations to the function, detection and range of the monitor. See *Owner's Manual* for additional limitations and details. 27. Do not rely exclusively on the Rear Cross-Traffic Alert system. Always look over your shoulder and use your mirrors to confirm rear clearance. There are limitations to the function, detection and range of the system. See *Owner's Manual* for additional limitations and details. 28. Performance figures are for comparison only and were obtained with prototype vehicles by professional drivers using special safety equipment and procedures. Do not attempt. 29. Preliminary mileage estimates determined by Lexus. EPA mileage estimates not available at time of publishing. Actual mileage will vary. 30. All the airbag systems are Supplemental Restraint Systems. All airbags (if installed) are designed to inflate only under certain conditions and in certain types of severe collisions. To decrease the risk of injury from an inflating airbag, always wear seatbelts and sit upright in the middle of the seat as far back as possible. Do not put objects in front of an airbag or around the seatback. Do not use a rearward-facing child seat in any front passenger seat. See *Owner's Manual* for further information & warnings. 31. Intuitive Parking Assist (IPA) is designed to assist drivers in avoiding potential collisions at speeds of 9 mph or less. Certain vehicle and environmental factors, including an object's shape and composition, may affect the ability of the IPA to detect it. Always look around outside the vehicle and use mirrors to confirm clearance. See *Owner's Manual* for additional limitations and details. 32. Concentrating on the road should always be your first priority while driving. Do not use the hands-free phone system if it will distract you. The Bluetooth[®] word mark and logos are registered trademarks owned by Bluetooth SIG, Inc. and any use of such marks by Lexus is under license. A compatible Bluetooth-enabled phone must first be paired. Phone performance depends on software, coverage & carrier. 33. HD Radio[™] Technology manufactured under license from iBiquity Digital Corporation U.S. and Foreign Patents. HD Radio[™] and the HD, HD Radio, and Arc[™] logos are proprietary trademarks of iBiquity Digital Corp. 34. Contact with the response center may not be available in all areas. Service Agreements required. A variety of subscription terms available; charges will vary. 35. Information provided is based on the last time data was collected from the vehicle and may not be up to date. System functionality depends on vehicle connectivity. 36. Use only if aware of circumstances surrounding vehicle and it is safe to do so (e.g., do not remotely start engine if vehicle is in an enclosed space). Functionality depends on many factors, such as vehicle and smartphone connectivity. Registration and app download are required. Subscription purchase required after trial. See usage precautions and service limitations in *Owner's Manual*. 37. The SmartAccess system may interfere with some pacemakers or cardiac defibrillators. If you have one of these medical devices, please talk to your doctor to see if you should deactivate this system. 38. The engine immobilizer is a state-of-the-art anti-theft system. When you insert your key into the ignition switch or bring a SmartAccess fob into the vehicle, the key transmits an electronic code to the vehicle. The engine will only start if the code in the transponder chip inside the key/fob matches the code in the vehicle's immobilizer. Because the transponder chip is embedded in the key/fob, it can be costly to replace. If you lose a key or fob, your Lexus dealer can help. Alternatively, you can find a qualified independent locksmith to perform high-security key services by consulting your local Yellow Pages or by contacting www.aloa.org. 39. Accessory roof rack cross bars with rails not recommended for luggage. 40. Roof rack capacity is 176 lb. See *Owner's Manual* for details. 41. FaceTime[®] is a registered trademark of Apple Inc. All rights reserved. 42. Lexus received the highest numerical score among 12 luxury brands in the J.D. Power 2017 U.S. Customer Service Index (CSI) Study, based on 70,342 total responses, measuring customer satisfaction with dealer and non-dealer service during the first 3 years of ownership, surveyed October–December 2016. Your experiences may vary. Visit jdpower.com. 43. Headphones are for passenger use only. Do not use while operating vehicle. 44. Qi wireless charging may not be compatible with all mobile phones, MP3/WMA players and like models. When using the wireless charging system, avoid placing metal objects between the wireless charger and the mobile device when charging is active. Doing so may cause metal objects to become hot and could cause burns. 45. Carpet and all-weather floor liners/mats are model-specific with model names. Floor liners/mats are designed for use in a specific model and model year vehicle and SHOULD NOT be used in any other vehicle. To avoid potential interference with pedal operation, each liner/mat must be secured with its fasteners. Do not install a floor liner/mat on top of an existing floor liner/mat. 46. Genuine Lexus Paint Protection Film by 3M[™] is designed for specific sections of the hood and front fenders. Depending on the model, it may also be applied to select portions of the front bumper for an additional charge. Lexus Genuine Accessory Warranty will only apply when the installation is performed by a trained Lexus-approved installer. See Lexus dealer for details. 47. 20- or 21-in performance tires are expected to experience greater tire wear than conventional tires. Tire life may be substantially less than 20,000 miles, depending upon tire used and driving conditions.

Lexus strives to build vehicles to match customer interest, and thus they typically are built with popular options and option packages. Not all options/packages are available separately, and some may not be available in all regions of the country. See lexus.com for information about options/packages commonly available in your area. If you would prefer a vehicle without any or with different options, contact your dealer to check for current availability or the possibility of placing a special order. Specifications, features, equipment, technical data, performance figures, options, and color and trim are based upon information available at time of printing, are subject to change without notice, and are for mainland U.S.A. vehicles only. Some vehicles shown with available equipment. See your Lexus dealer for details. Lexus reminds you to wear seatbelts, secure children in rear seat, obey all traffic laws and drive responsibly. For more information, call 800-USA-LEXUS (872-5398) or visit lexus.com. To learn more about your financing options, contact your Lexus dealer or call Lexus Financial Services at 800-874-7050.

