

LX

—
LEXUS 2019



Peak luxury.


Remarkable off-road capability.

A flagship thoughtfully crafted to embody both.

Because reaching the top means nothing
if it doesn't lead to the experience
of something greater.

The 2019 Lexus LX.

—
Experience Amazing






LX 570

The 2019 LX features a 5.7-liter naturally aspirated V8 engine with 383 horsepower,¹ 403 lb.-ft. of torque¹ and a 7,000-lb towing capacity,^{2,3} and comes equipped with an advanced eight-speed paddle-shift transmission, full-time four-wheel drive and Adaptive Variable Suspension. An integrated suite of class-leading standard active safety equipment⁴ and intelligent off-roading⁵ capabilities complement a handcrafted interior with two- or three-row seating.

LX shown in Atomic Silver // Options shown



LX shown in Atomic Silver // Options shown



LX shown in Eminent White Pearl // Options shown



LX shown with Cabernet semi-aniline leather⁶ and Linear Espresso wood interior trim // Options shown



LX shown in Atomic Silver // Options shown



LX shown in Black Onyx // Options shown



Unmistakable from every angle, the LX unites a bold design language with commanding utility. A muscular, chiseled exterior, Premium Triple-Beam LED headlamps and class-exclusive interior technology⁴ come together to create an SUV that does more than just blur the line between luxury and capability. It obliterates it.

THE DESIGN

—
Sharp exterior styling, a generous interior and handcrafted details forge the ultimate expression of beauty in strength.





TAKUMI CRAFTSMANSHIP

An iconic attention to detail, impeccable materials and handcrafted artistry create an eye-opening approach to luxury.



Brought to life by the *takumi*, or Lexus master craftsmen, the LX interior offers natural materials of extraordinary beauty. Not only are just a fraction of the world's leathers high enough quality for Lexus vehicles, the available semi-aniline perforated leather trim is also dyed all the way through, unlike those which rely on conventional surface dyes. This process also requires that a higher grade of leather be adopted since imperfections cannot be hidden.

Unlike anything else in the world, the available Linear Dark Mocha and Linear Espresso wood trims merge the organic look of natural wood with a modern layered design. The steering wheel's distinctive pattern is inspired by a Lexus-exclusive design, which requires 67 steps of craftsmanship over 38 days to create.



Options shown

SUPREME VERSATILITY

An expansive cabin with class-exclusive climate technology⁴ offers a rare level of comfort and convenience.

From the sequential ambient LED illumination to the available cool box and heated wood- and leather-trimmed steering wheel, every element of the LX interior is informed by a meticulous attention to detail and the Japanese art of hospitality.

REAR-SEAT ACCOMMODATIONS


With customizable seating and ample cargo space,⁷ the LX is available in a two-row or versatile three-row configuration. Both models include power-sliding, 60/40-split second-row seating with a 40/20/40-split seatback, while the eight-passenger LX offers the addition of a power-folding, 50/50-split third-row seat.

HEATED AND VENTILATED SEATING

The 14-way power-adjustable driver's seat and 12-way power-adjustable front passenger's seat offer convenient memory settings, dual-function lumbar adjustability, and heating. With available heated and ventilated front- and second-row outboard seats, passengers can select from three settings that operate fans inside the seatbacks and cushions to circulate air through perforations in the leather trim. On cold days, these seats can also be heated to one of three levels.

ADVANCED CLIMATE TECHNOLOGY

In addition to standard four-zone climate control, the available class-exclusive Climate Concierge⁴ automatically coordinates the entire cabin's temperature at the press of a button. The rear overhead ducts, the temperatures of the front- and second-row heated and ventilated seats, and the steering wheel are all adjusted individually so that each zone achieves its preset level of comfort as quickly as possible.



Options shown



THE DRIVE

—
Engineered to conquer the daily commute and demanding terrain, the LX proves there's more than one way to the top.



The largest engine of any Lexus vehicle meets leading-edge performance technologies, full-time four-wheel drive, prodigious towing power^{2,3} and unequalled off-road⁵ racing victories to deliver our most capable SUV.



LX shown in Atomic Silver // Options shown



LX shown in Eminent White Pearl

COMMANDING CAPABILITY

NATURALLY ASPIRATED 5.7-LITER V8 WITH 383 HORSEPOWER

A robust 5.7-liter V8 generates 383 horsepower¹ and comes loaded with 403 lb-ft of torque¹ at low rpm, an advanced eight-speed paddle-shift transmission, and an impressive 7,000-lb towing capability^{2,3} with Trailer Sway Control⁸.

FULL-TIME FOUR-WHEEL DRIVE WITH ACTIVE TRACTION CONTROL

The TORSEN[®] torque-sensing limited-slip center differential⁹ with electronic differential lock efficiently distributes engine power between the front and rear axles, optimizing traction in a wide variety of conditions. Four-wheel Active Traction Control helps keep you securely on the road by using sensors to detect the onset of wheel slippage, automatically applies the brake to the slipping wheel, and shifts power to the wheels with the most traction.

LARGE BRAKE ROTORS WITH FOUR-PISTON FRONT CALIPERS

13.9-inch ventilated front discs with four-piston calipers, 13.5-inch ventilated rear discs, and a four-sensor, four-channel Multi-terrain Anti-lock Braking System help to provide the LX with serious stopping power.

7,000-lb

towing capability^{2,3} with Trailer Sway Control⁸

ADAPTIVE VARIABLE SUSPENSION WITH ACTIVE HEIGHT CONTROL

To provide capable off-road⁵ performance with responsive on-road handling, the Active Height Control system and Adaptive Variable Suspension system combine to automatically raise the vehicle's height by up to three inches and allow greater wheel articulation across rough conditions.

VARIABLE GEAR-RATIO STEERING

Variable Gear-Ratio Steering automatically adjusts the steering angle and response of the front wheels for easier low-speed maneuvering and increased high-speed responsiveness and control.

DRIVE MODE SELECT

Drive Mode Select enables you to make your vehicle more responsive or efficient with a simple turn of a dial. Sport mode alters the powertrain for faster and more dynamic throttle response. Normal mode provides the optimal balance of fuel efficiency and engine performance. ECO mode moderates the throttle response, engine power output and climate settings for increased fuel efficiency.



8
speed automatic transmission
with paddle shifters



LX shown in Eminent White Pearl // Options shown



OFF-ROAD POWERHOUSE

A unique desert racing pedigree meets unsurpassed performance technologies that push the boundaries.

Few luxury vehicles ever make it off the beaten path. None have the off-road⁹ racing heritage of the LX. Taking the crown a record eight times across the desert racing circuit, including at the notorious Mint 400, the LX is unrivaled in its balance of extreme off-roading^{4,5} capability and exceptionally smooth handling.

CRAWL CONTROL WITH TURN ASSIST

Activated with the press of a button, Crawl Control¹¹ is designed to automatically maintain an optimal slow and steady pace over challenging terrain. Turn Assist can also tighten your turning circle by adding brake force to the inside rear wheel.

MULTI-TERRAIN SELECT

The Multi-Terrain Select system helps to enhance the driver's control over challenging, varied landscapes. The system offers the ability to adjust the amount of traction and response by choosing from five different types of terrain (Rock, Rock & Dirt, Mogul, Loose Rock, or Mud & Sand).

HILL-START ASSIST CONTROL

Hill-start Assist Control¹⁰ (HAC) helps to increase driver confidence when ascending hills. While stopped on an incline, conventional vehicles may roll back once you step off the brake. The innovative HAC system helps maintain the vehicle's position by automatically applying the brakes to all four wheels until the vehicle begins moving forward.





With Lexus Enform,¹² Lexus Safety System+¹³ and available premium features such as Mark Levinson[®] audio¹⁴ and a dual-screen Rear-Seat Entertainment System,¹⁵ the LX offers innovation for the entire family.



THE DETAILS

—
 Exceptional convenience and a suite of class-leading standard active safety equipment⁴ create our most advanced LX yet.



LX shown with Linear Espresso wood interior trim // Options shown

PEACE OF MIND, STANDARD

Presenting Lexus Safety System+, an integrated suite of class-leading standard active safety equipment.^{4,13}

PRE-COLLISION SYSTEM WITH PEDESTRIAN DETECTION

This system¹⁶ is engineered to help detect a vehicle or a pedestrian¹⁷ in the path of your Lexus under certain conditions. Should it detect a potential frontal collision, it's designed to automatically prepare Brake Assist¹⁸ for increased brake force and, in some cases, can even automatically brake the vehicle to a stop.

LANE DEPARTURE ALERT

This system¹⁹ utilizes a high-resolution camera to monitor visible lane markings and determine the vehicle's position within a lane. If an inadvertent lane departure, or potential departure due to swaying, is detected at speeds above 32 mph, the system attempts to alert the driver with audible and visual warnings and steering-wheel vibrations.

ALL-SPEED DYNAMIC RADAR CRUISE CONTROL

This system²⁰ uses radar and camera technology to help you maintain a preset speed and following distance from the vehicle ahead. Whether at highway speeds or in stop-and-go traffic, the system is designed to detect if you get closer than the preset distance and automatically slow your vehicle—even to a complete stop. If driving at highway speeds and the road ahead clears, your Lexus returns to its preset speed.

INTELLIGENT HIGH BEAMS

To help provide greater visibility for you as well as other drivers, Intelligent High Beams²¹ offer added illumination to help keep you focused on the road. When the road ahead is clear, the system defaults to high-beam mode, then temporarily switches to low beams when it detects the headlamps or taillamps of vehicles ahead.



LEXUS SAFETY SYSTEM +

LX shown in Atomic Silver

NAVIGATION SYSTEM WITH 12.3-INCH MULTIMEDIA DISPLAY

The largest split screen in its class,⁴ the 12.3-inch high-resolution multimedia display provides immediate, simultaneous access to audio or climate controls and various systems, including the voice-activated Navigation System.²²

LEXUS ENFORM


Lexus Enform¹² elevates connected technology and provides concierge-level convenience. From emergency assistance and a live response center agent, to the ability to start your engine remotely through your smartphone, and now via your smartwatch or Amazon Alexa-enabled²³ devices, our premium suite of connected technology offers peace of mind with every drive.

COLOR HEAD-UP DISPLAY

The available full-color Head-Up Display can project key information about your audio, speed, current gear and rpm onto the windshield. Display information can be adjusted to suit the driver.

REMOTE TOUCH

Remote Touch²⁴ allows you to easily move through logical menus of the vehicle's features. Located centrally for your comfort and convenience, buttons on either side are accessible to both the driver and front passenger.



MARK LEVINSON® REFERENCE SURROUND SOUND AUDIO SYSTEM

Engineered by a company world-renowned by audiophiles, the available 450-watt Mark Levinson® Reference Surround Sound Audio System¹⁴ was tuned for more than 4,000 hours to optimize the acoustics of the vehicle. As a result, it features 19 speakers and 7.1-channel architecture, and enough clarity for listeners to identify the spatial position of each instrument in play.

4,000
hours spent tuning the
Mark Levinson® audio system¹⁴

DUAL-SCREEN REAR-SEAT ENTERTAINMENT SYSTEM

The available dual-screen Rear-Seat Entertainment System¹⁵ enables two video sources to be viewed at the same time on LCD screens behind the front headrests.

VISIBILITY INNOVATIONS

From a bird's-eye view to an under-vehicle POV, leading-edge camera technologies help enhance control from many angles.

PANORAMIC VIEW MONITOR

Designed to help drivers avoid potential obstacles and assist with parking, the Panoramic View Monitor,²⁵ available with Moving View and See-Through View, uses four high-resolution cameras to create a composite image of the vehicle's near surroundings. It can be paired with Backup View²⁶ or Wide Back View²⁶ to assist with parking and maneuvering in hard-to-see areas in real time.



MULTI-TERRAIN MONITOR

Operated with the Panoramic View Monitor²⁵ and harnessing the added visibility of a virtual under-vehicle camera, the Multi-Terrain Monitor²⁷ can check terrain and tire location underneath the LX during demanding off-road⁵ excursions. Displaying dynamic information like tilt gauge and wheelspin, the Multi-Terrain Monitor²⁷ works with Multi-Terrain Select to keep drivers informed of off-road⁵ conditions and the vehicle's immediate surroundings.

BLIND SPOT MONITOR WITH REAR CROSS-TRAFFIC ALERT

To help you change lanes with confidence, the Blind Spot Monitor²⁸ is designed to detect and warn you of vehicles approaching or positioned in the adjacent lanes. And for added peace of mind, Rear Cross-Traffic Alert²⁹ can help you when backing out of a parking space by notifying you of vehicles approaching from either side.

Options shown

LX 570

383
HORSEPOWER¹

V8
ENGINE

5.7
LITER

403
LB-FT TORQUE¹

7,000
LB TOWING CAPABILITY^{2,3}

8
PASSENGER SEATING (MAX)

8.9
INCH GROUND CLEARANCE

4WD
STANDARD

8
SPEED AUTOMATIC
TRANSMISSION WITH
PADDLE SHIFTERS

7.3
0-60 MPH (SEC)^{1,30}

13/18/15
CTY / HWY / CMB
ESTIMATED MPG³¹



STANDARD FEATURES

- Premium Triple-Beam LED headlamps
- A Power moonroof
- Aluminum roof rails^{32,33}
- Integrated tow hitch receiver³⁴
- Power rear door
- Running boards with integrated courtesy lights
- Electrochromic (auto-dimming) inside and outside mirrors
- Outside mirrors with courtesy lights
- SmartAccess^{35,36} with push-button Start/Stop
- Adaptive Variable Suspension with Active Height Control, and Crawl Control¹¹ with Turn Assist
- Lexus Memory System for power driver's seat (except lumbar), outside mirrors and steering wheel
- Perforated leather interior trim
- Power tilt-and-telescopic steering column
- 14-way driver's (including dual-function lumbar and cushion extender) and 12-way front passenger's (including lumbar) heated power seats
- Power-sliding, 60/40-split second-row seat with 40/20/40-split seatback
- 120V AC power outlet in cargo area
- Tonneau cover (LX 570 two-row)
- Four-zone automatic climate control with interior air filter, smog sensor and automatic recirculation mode
- Lexus nine-speaker Premium Sound System
- Subscription-free Traffic and Weather updates via HD Radio^{TM37}
- B Navigation System²² with 12.3-in high-resolution split-screen multimedia display
- HomeLink[®] universal transceiver to operate compatible garage, gate, home lighting and home security systems
- Voice Command and Siri[®] Eyes Free³⁸
- Bluetooth^{®39} and USB⁴⁰ smartphone connectivity
- Lexus Enform App Suite¹²
- Lexus Enform Safety Connect⁴¹ and Service Connect.⁴² Complimentary for the first 10 years of ownership.
- Lexus Enform Remote⁴³ app and Amazon Alexa²³ compatibility. Complimentary for the first year of ownership.
- Lexus Enform Destination Assist⁴⁴ Complimentary for the first year of ownership.
- Lexus Safety System+¹³ (Pre-Collision System¹⁶ with Pedestrian Detection,¹⁷ All-Speed Dynamic Radar Cruise Control,²⁰ Lane Departure Alert¹⁹ and Intelligent High Beams²¹)
- Blind Spot Monitor²⁸ with Rear Cross-Traffic Alert²⁹
- 10 airbags⁴⁵
- Panoramic View Monitor²⁵ and Multi-Terrain Monitor²⁷
- Intuitive Parking Assist⁴⁶
- Complimentary maintenance services (please refer to the Warranty and Services Guide for details)

DELIVERY AND TECHNOLOGY SPECIALISTS


To help you get the most out of these and other features in your new Lexus, a Vehicle Delivery Specialist will walk you through nearly every setting and function you desire. And to answer questions that arise after delivery, a Vehicle Technology Specialist can offer expert guidance in person or without you ever leaving the driveway via camera-enabled apps like FaceTime.^{®47} Learn more about these complimentary services at lexus.com/specialists.

DIMENSIONS

OVERALL LENGTH 200.0 IN / WHEELBASE 112.2 IN / WIDTH 78.0 IN (MIRRORS FOLDED) / HEIGHT 75.2 IN



"Lexus is Kelley Blue Book's 2018 Best Overall Luxury Brand."⁴⁸
-KELLEY BLUE BOOK



A

LUXURY PACKAGE

- Perforated semi-aniline leather interior trim
- Heated and ventilated front- and second-row outboard seats
- Four-zone Climate Concierge
- LX Projector Door Lamps
- Heated wood- and leather-trimmed steering wheel

LX THREE-ROW OPTIONS

- A Rear-Seat Entertainment System¹⁵ with dual 11.6-in displays, HDMI input and wireless headphones⁴⁹
 - Color Head-Up Display
 - Mark Levinson® 19-speaker, 450-watt Reference Surround Sound Audio System¹⁴
 - Wireless charger
- B Cool box



B

ACCESSORIES

- C ROOF RACK CROSS BARS^{33,50}
Lightweight, adjustable yet high-strength aluminum cross bars are corrosion- and fade-resistant and load-rated for carrying up to 154 pounds (70 kg).
- D ALL-WEATHER FLOOR LINERS⁵¹
Tub-style perimeter design helps provide optimal protection and an ideal fit.

ALL-WEATHER CARGO MAT
A lightweight, removable and waterproof mat with a multidimensional surface and custom channel design helps keep your cargo area clean and dry.

GLASS BREAKAGE SENSOR
Wrap your Lexus in a force field of security. The Lexus glass breakage sensor helps deter theft.

PAINT PROTECTION FILM BY 3M™⁵²
Protects your vehicle with a durable, nearly invisible urethane film.

LEXUS UNIVERSAL TABLET HOLDER⁵³
This secures onto your headrest to hold an iPad®⁵⁴ or other multimedia device to help keep your rear-seat passengers entertained.

EMERGENCY ASSISTANCE KIT
Helps drivers handle minor emergency situations and repairs with booster cables, work gloves, a small set of tools, flashlight and more.

CARGO NET⁷
An innovative cargo net with integrated storage pouch.

For a complete list of Genuine Lexus Accessories, visit lexus.com/LX/accessories. Options shown.



C



D

WHEELS



20-in

Mesh alloy wheels⁵⁵ with Dark Gray and machined finish
STANDARD



21-in

10-spoke alloy wheels⁵⁵ with Black and machined finish
AVAILABLE



LX shown in Black Onyx // Options shown

COLOR, MATERIAL & FINISH



| | | | | |
|---------------------------------|---|---|---|--|
| BLACK LEATHER | • | | | |
| BLACK SEMI-ANILINE LEATHER* | | | • | |
| PARCHMENT LEATHER | | • | | |
| PARCHMENT SEMI-ANILINE LEATHER* | | | • | |
| CABERNET SEMI-ANILINE LEATHER* | • | | | |

INTERIOR & TRIM



| | | | | |
|---|---|---|---|---|
| • | • | • | • | • |
| • | • | • | • | • |
| • | • | • | • | • |
| • | • | • | • | • |
| • | • | • | • | • |

EXTERIOR

*Available with Luxury Package
For configuration details, visit lexus.com/LXbuild

LX 570

383

HORSEPOWER¹

V8

ENGINE

403

LB-FT TORQUE¹

7,000

LB TOWING
CAPABILITY^{2,3}

WARRANTY Four-year/50,000-mile Lexus Limited Warranty. Six-year/70,000-mile Powertrain Warranty. Six-year/unlimited-mileage Corrosion Perforation Warranty. All warranties with zero deductible. See the LX Warranty and Services Guide at your Lexus dealer for details.

DISCLOSURES 1. Ratings achieved using the required premium unleaded gasoline with an octane rating of 91 or higher. If premium fuel is not used, performance will decrease. 2. Please consult your Lexus dealer or Owner's Manual for towing and load specifications. 3. Before towing, confirm your vehicle and trailer are compatible, hooked up properly and you have any necessary additional equipment. If gross trailer weight is above 5,000 lbs (2,268 kg), it is necessary to use a weight-distributing hitch with sufficient capacity. Do not exceed any Weight Ratings and follow all instructions and cautions from your trailer-hitch manufacturer and vehicle Owner's Manual. The maximum amount you can tow depends on the total weight of any cargo, occupants and available equipment. Calculated with the new SAE J2807 method. 4. 2019 LX 570 vs. 2018/2019 competitors. Information from manufacturers' websites as of 4/10/2018. 5. The LX 570 is designed to meet most off-road driving requirements. Off-roading is inherently dangerous and may result in bodily harm or vehicle damage. Lexus encourages responsible operation to help protect you, your vehicle and the environment. Seatbelts should be worn at all times. Do not allow passengers to ride in cargo area. Tow hitch receivers/ball mount kits are not intended to provide crash protection. 6. Cabernet semi-aniline leather interior trim available for an additional charge. 7. Cargo and load capacity limited by weight and distribution. 8. Trailer Sway Control (TSC) is an electronic system designed to help the driver maintain vehicle control under adverse conditions. It is not a substitute for safe driving practices. Factors including speed, road conditions, weather and driver steering input can all affect whether TSC will be effective in preventing a loss of control. See Owner's Manual for additional limitations and details. 9. TORSEN® is a registered trademark of Zexel Torsen, Inc. 10. Hill-start Assist Control is designed to help minimize backward rolling on steep ascents. It is not a substitute for safe driving judgment and practices. Factors including speed, grade, surface conditions and driver input can all affect whether HAC will be effective in preventing a loss of control. See Owner's Manual for additional limitations and details. 11. Crawl Control is designed for driving on difficult terrain at low speeds. It assists the driver by controlling acceleration and braking, allowing the driver to focus on steering. The LX 570 is designed to meet off-road driving requirements, but off-roading is inherently dangerous. Always wear seatbelts. See Owner's Manual for additional limitations and details. 12. Be sure to obey traffic regulations and maintain awareness of road and traffic conditions at all times. Apps/services vary by phone/carrier; functionality depends on many factors. Select apps use large amounts of data; you are responsible for charges. Apps & services subject to change at any time without notice. See lexus.com/enform for details. 13. LSS+ drivers are responsible for their own safe driving. Always pay attention to your surroundings and drive safely. System effectiveness is dependent on many factors including road, weather and vehicle conditions. See Owner's Manual for additional limitations and details. 14. Mark Levinson® is a registered trademark of Harman International Industries, Inc. 15. A single-disc DVD player is included. A separate DVD player or game system utilizing the center console's video/audio inputs is required in order to use the split-screen function of the dual-screen system. 16. The Lexus Safety System+ Pre-Collision System is designed to help avoid or reduce the crash speed and damage in certain frontal collisions only. It is not a substitute for safe and attentive driving. System effectiveness is dependent on many factors including road, weather and vehicle conditions. See Owner's Manual for additional limitations and details. 17. The Pedestrian Detection System is designed to detect a pedestrian ahead of the vehicle, determine if impact is imminent and help reduce impact speed. It is not a substitute for safe and attentive driving. System effectiveness depends on many factors, such as speed, size and position of pedestrians, and weather, light and road conditions. See Owner's Manual for additional limitations and details. 18. Brake Assist is designed to help the driver take full advantage of the benefits of ABS. It is not a substitute for safe driving practices. Braking effectiveness also depends on proper vehicle maintenance, tire and road conditions. See Owner's Manual for additional limitations and details. 19. Lane Departure Alert is designed to read visible lane markers under certain conditions and provide visual and audible alerts when lane departure is detected. It is not a collision-avoidance system or a substitute for safe and attentive driving. Effectiveness is dependent on many factors including road, weather and vehicle conditions. See Owner's Manual for additional limitations and details. 20. Dynamic Radar Cruise Control is designed to assist the driver and is not a substitute for safe and attentive driving practices. System effectiveness is dependent on many factors, including road, weather and traffic conditions. See Owner's Manual for additional limitations and details. 21. Intelligent High Beams operate at speeds above 25 mph. Factors such as a dirty windshield, weather, lighting and terrain limit effectiveness, requiring the driver to manually operate the high beams. See Owner's Manual for additional limitations and details. 22. Be sure to obey traffic regulations and maintain awareness of road and traffic conditions at all times. Availability & accuracy of the information provided by the Navigation System is dependent upon many factors. Use common sense when relying on information provided. Services & programming subject to change. Services not available in every city or roadway. Updates may be available from your dealer at an additional cost. See Owner's Manual for details. 23. Amazon, Alexa and all related logos are trademarks of Amazon.com, Inc. or its affiliates. Certain Alexa functionality is dependent on smart home technology. Not all Amazon Alexa skills are available for in-vehicle use. Always drive safely and obey traffic laws. Apps, prices and services vary by phone carrier and are subject to change at any time without notice. Subject to smartphone connectivity and capability. Data charges may apply. 24. Be sure to obey traffic regulations and maintain awareness of road and traffic conditions at all times. 25. The Panoramic View Monitor does not provide a comprehensive view of the area surrounding the vehicle. You should also look around outside your vehicle and use your mirrors to confirm surrounding clearance. Environmental conditions may limit effectiveness and view may become obscured. See Owner's Manual for additional limitations and details. 26. The backup camera does not provide a comprehensive view of the rear area of the vehicle. You should also look around outside your vehicle and use your mirrors to confirm rearward clearance. Environmental conditions may limit effectiveness and view may become obscured. See Owner's Manual for additional limitations and details. 27. The Multi-Terrain Monitor does not provide a comprehensive view of the area surrounding the vehicle. You should also look around outside your vehicle and use your mirrors to confirm clearance. Environmental conditions may limit effectiveness and view may become obscured. See Owner's Manual for additional limitations and details. 28. Do not rely exclusively on the Blind Spot Monitor. Always look over your shoulder and use your turn signal. There are limitations to the function, detection and range of the monitor. See Owner's Manual for additional limitations and details. 29. Do not rely exclusively on the Rear Cross-Traffic Alert system. Always look over your shoulder and use your mirrors to confirm rear clearance. There are limitations to the function, detection and range of the system. See Owner's Manual for additional limitations and details. 30. Performance figures are for comparison only and were obtained with prototype vehicles by professional drivers using special safety equipment and procedures. Do not attempt. 31. 2019 Lexus LX 570 preliminary 13kcity, 18hwy, 15lcomb mpg estimates determined by Lexus. EPA estimates not available at time of publishing. Actual mileage will vary. 32. Roof rails not recommended for luggage. 33. Roof rack capacity is 154 lb. (70 kg). See Owner's Manual for details. 34. Ball mount, trailer ball and tow hitch sold separately. Please consult your Lexus dealer or Owner's Manual for towing and load specifications. Some models require factory tow package option. Before towing, confirm your vehicle and trailer are compatible, hooked up and loaded properly and that you have any necessary additional equipment. Do not exceed any Weight Ratings and follow all instructions in your Owner's Manual. The maximum you can tow depends on the total weight of any cargo, occupants and available equipment. 35. The SmartAccess system may interfere with some pacemakers or cardiac defibrillators. If you have one of these medical devices, please talk to your doctor to see if you should deactivate this system. 36. The engine immobilizer is a state-of-the-art anti-theft system. When you insert your key into the ignition switch or bring a SmartAccess fob into the vehicle, the key transmits an electronic code to the vehicle. The engine will only start if the code in the transponder chip inside the key/fob matches the code in the vehicle's immobilizer. Because the transponder chip is embedded in the key/fob, it can be costly to replace. If you lose a key or fob, your Lexus dealer can help. Alternatively, you can find a qualified independent locksmith to perform high-security chip services by consulting your local Yellow Pages or by contacting www.aloa.org. 37. Be sure to obey traffic regulations and maintain awareness of road and traffic conditions at all times. HD Radio™ Technology manufactured under license from Biquity Digital Corporation U.S. and Foreign Patents. HD Radio™ and the HD, HD Radio, and Arc™ logos are proprietary trademarks of iBiquity Digital Corp. 38. Always drive safely, obey traffic laws & focus on the road while driving. Siri® is available on select iPhone/iPad models & requires Internet access. Siri® is not available in all languages or all areas & features vary by area. Some Siri® functionality & commands are not accessible in the vehicle. Data charges may apply. See Apple.com & phone carrier for details. Siri® is a registered trademark of Apple Inc. 39. Concentrating on the road should always be your first priority while driving. Do not use the hands-free phone system if it will distract you. The Bluetooth™ word mark and logos are registered trademarks owned by Bluetooth SIG, Inc. and any use of such marks by Lexus is under license. A compatible Bluetooth-enabled phone must first be paired. Phone performance depends on software, coverage & carrier. 40. May not be compatible with all mobile phones, MP3/WMA players and like models. 41. Lexus Enform services are dependent upon an operative telematics device, a cellular connection, navigation map data and GPS satellite signal reception, and other factors outside of Lexus' control, which can limit the ability to reach the response center or receive emergency support or otherwise limit the functionality of the system. Terms and conditions of subscriber agreement apply. To learn about Lexus Enform's data collection, use, sharing and retention, please visit <https://www.lexus.com/privacyus/>. Stolen vehicle police report required to use Stolen Vehicle Locator. The Safety Connect trial period is at no extra cost and begins on the original date of purchase or lease of a new vehicle. After the trial period expires, enrollment in paid subscription is required to access the service. Terms and conditions apply. 42. Information provided is based on the last time data was collected from the vehicle and may not be up to date. Service Connect is dependent upon an operative telematics device, a cellular connection, navigation map data and GPS satellite signal reception, and other factors outside of Lexus' control, which can limit the ability or functionality of the system. To learn about Lexus Enform's data collection, use, sharing and retention, please visit <https://www.lexus.com/privacyus/>. The Service Connect trial period is at no extra cost and begins on the original date of purchase or lease of a new vehicle. After the respective trial period expires, enrollment in paid subscription is required to access the service. Terms and conditions apply. 43. Use only if aware of circumstances surrounding vehicle and it is legal and safe to do so (e.g., do not remotely start engine if vehicle is in an enclosed space or vehicle is occupied by a child). Remote Connect is dependent upon an operative telematics device, a cellular connection, navigation map data and GPS satellite signal reception, and other factors outside of Lexus' control, which can limit the ability or functionality of the system. Registration and app download are required. See usage precautions and service limitations in Owner's Manual. To learn about Lexus Enform's data collection, use, sharing and retention, please visit <https://www.lexus.com/privacyus/>. The Remote Connect trial period is at no extra cost and begins on the original date of purchase or lease of a new vehicle. After the trial period expires, enrollment in a paid subscription is required to access the service. Terms and conditions apply. 44. Destination Assist is dependent upon an operative telematics device, a cellular connection, navigation map data and GPS satellite signal reception, and other factors outside of Lexus' control, which can limit the ability or functionality of the system. Use common sense when relying on this information. To learn about Lexus Enform's data collection, use, sharing and retention, please visit <https://www.lexus.com/privacyus/>. See Owner's Manual for additional details. 45. All the airbag systems are Supplemental Restraint Systems. All airbags (if installed) are designed to inflate only under certain conditions and in certain types of severe collisions. To decrease the risk of injury from an inflating airbag, always wear seatbelts and sit upright in the middle of the seat as far back as possible. Do not put objects in front of an airbag or around the seatbelt. Do not use a rearward-facing child seat in any front passenger seat. See Owner's Manual for additional limitations and details. 46. Intuitive Parking Assist (IPA) is designed to assist drivers in avoiding potential collisions at speeds of 9 mph or less. Certain vehicle and environmental factors, including an object's speed, shape, size and composition, may affect the system's effectiveness. Always look around outside the vehicle and use mirrors to confirm clearance. See Owner's Manual for additional limitations and details. 47. FaceTime® is a registered trademark of Apple Inc. All rights reserved. Always drive safely and obey traffic laws. Apps, prices and services vary by phone carrier and are subject to change at any time without notice. Subject to smartphone connectivity and capability. Data charges may apply. 48. 2018 Kelley Blue Book Brand Image Awards are based on the Brand Watch™ study from Kelley Blue Book Strategic Insights. For more information, visit www.kbb.com. Kelley Blue Book is a registered trademark of Kelley Blue Book Co., Inc. 49. Headphones are for passenger use only. Do not use while operating vehicle. 50. Accessory roof rail cross bars not recommended for luggage. 51. Carpet and all-weather floor liners/mats are model-specific with model names. Floor liners/mats are designed for use in a specific model and model year vehicle and SHOULD NOT be used in any other vehicle. To avoid potential interference with pedal operation, each liner/mat must be secured with its fasteners. Do not install a floor liner/mat on top of an existing floor liner/mat. 52. Genuine Lexus Paint Protection Film by 3M™ is designed for specific sections of the hood and front fenders. Depending on the model, it may also be applied to select portions of the front bumper for an additional charge. Lexus Genuine Accessory Warranty will only apply when the installation is performed by a trained Lexus-approved installer. See Lexus dealer for details. 53. Lexus Universal Tablet Holder is intended for passengers only. Drivers should always be sure to obey traffic regulations and maintain awareness of the road and traffic conditions at all times. Use of aftermarket accessories may pose an increased risk of injury to occupants in the event of an accident. Tablet, phone, music and video player sold separately. 54. iPhone® and iPad® are registered trademarks of Apple Inc. All rights reserved. 55. 20- or 21-in performance tires are expected to experience greater tire wear than conventional tires. Tire life may be substantially less than 15,000 miles, depending upon tire used and driving conditions.

Lexus strives to build vehicles to match customer interest, and thus they typically are built with popular options and option packages. Not all options/packages are available separately, and some may not be available in all regions of the country. See lexus.com for information about options/packages commonly available in your area. If you would prefer a vehicle without any or with different options, contact your dealer to check for current availability or the possibility of placing a special order. Specifications, features, equipment, technical data, performance figures, options, and color and trim are based upon information available at time of printing, are subject to change without notice, and are for mainland U.S.A. vehicles only. Some vehicles shown with available equipment. See your Lexus dealer for details. Lexus reminds you to wear seatbelts, secure children in rear seat, obey all traffic laws and drive responsibly. For more information, call 800-USA-LEXUS (872-5398) or visit lexus.com. To learn more about your financing options, contact your Lexus dealer or call Lexus Financial Services at 800-874-7050.

