

# LX

—

2020 LEXUS



Peak luxury.


Remarkable off-road capability.

Class-leading technology.<sup>1</sup>

Experience a flagship utility vehicle  
thoughtfully crafted to take you to new heights.



The 2020 Lexus LX





LX 570

The 2020 LX features a 5.7-liter naturally aspirated V8 engine with 383 horsepower,<sup>2</sup> 403 lb-ft of torque<sup>2</sup> and a 7,000-lb towing capacity,<sup>3,4</sup> and comes equipped with an advanced eight-speed paddle-shift transmission, full-time four-wheel drive and Adaptive Variable Suspension. An all-new Sport Package, an integrated suite of class-leading standard active safety equipment,<sup>1</sup> and intelligent off-roading<sup>5</sup> capabilities complement a handcrafted interior with two- or three-row seating.

LX shown in Atomic Silver



LX shown in Atomic Silver



LX shown in Eminent White Pearl




LX shown with available Cabernet semi-aniline leather and Linear Espresso wood interior trim



LX shown in Atomic Silver



LX with Sport Package shown in Eminent White Pearl



Unmistakable from every angle, the LX unites bold styling with commanding utility, offering a muscular, chiseled exterior, Premium Triple-Beam LED headlamps and available class-exclusive interior technology.<sup>1</sup> With a new Sport Package that features a unique, more dynamic front fascia and a lower rear valance, the LX does more than just blur the line between luxury and capability. It obliterates it.

## THE DESIGN

Sharp exterior styling, an all-new Sport Package and handcrafted details forge the ultimate expression of beauty in strength.





## **TAKUMI** CRAFTSMANSHIP

*An iconic attention to detail, impeccable materials and handcrafted artistry create an eye-opening approach to luxury.*

---

Brought to life by the *takumi*, or Lexus master craftsmen, the LX interior offers natural materials of extraordinary beauty. Not only are just a fraction of the world's leathers high enough quality for Lexus vehicles, the available perforated semi-aniline leather trim is also dyed all the way through, unlike those which rely on conventional surface dyes. This process requires that a higher grade of leather be adopted, since imperfections cannot be hidden.

Remarkable in their own right, the available Linear Dark Mocha and Linear Espresso wood trims merge the organic look of natural wood with a modern layered aesthetic. The distinctive pattern is inspired by a Lexus-exclusive design, which requires 67 steps of craftsmanship over 38 days to create.



## SUPREME VERSATILITY

*An expansive cabin with class-exclusive climate technology offers a rare level of comfort and convenience.*

From the sequential ambient LED illumination to the available cool box and heated wood- and leather-trimmed steering wheel, every element of the LX interior is informed by a meticulous attention to detail and *omotenashi*, the Japanese art of hospitality.

### REAR-SEAT ACCOMMODATIONS


With customizable seating and ample cargo space<sup>6</sup>, the LX is available in a five-passenger two-row or versatile three-row configuration. Both models include power-sliding, 60/40-split second-row seating with a 40/20/40-split seatback, while the eight-passenger LX offers the addition of a power-folding, 50/50-split third-row seat.

### HEATED AND VENTILATED SEATING

The 14-way power-adjustable driver's seat and 12-way power-adjustable front passenger's seat offer convenient memory settings, dual-function lumbar adjustability, and heating. With available heated and ventilated front- and second-row outboard seats, passengers can select from three settings that operate fans inside the seatbacks and cushions to circulate air through perforations in the leather trim. On cold days, these seats can also be heated to one of three levels.

### ADVANCED CLIMATE TECHNOLOGY

In addition to standard four-zone climate control, the available class-exclusive Climate Concierge<sup>1</sup> automatically coordinates the entire cabin's temperature at the press of a button. The rear overhead ducts, the temperatures of the front- and second-row heated and ventilated seats, and the steering wheel are all adjusted individually so that each zone achieves its preset level of comfort as quickly as possible.





LX shown in Black Onyx.

## THE DRIVE

Engineered to conquer the daily commute and demanding terrain, the LX proves there's more than one way to the top.



The largest engine of any Lexus vehicle meets leading-edge performance technologies, full-time four-wheel drive, prodigious towing power<sup>3,4</sup> and unequalled off-road<sup>5</sup> racing victories<sup>7</sup> to deliver our most capable SUV.





LX shown in Eminent White Pearl

## COMMANDING CAPABILITY

### NATURALLY ASPIRATED 5.7-LITER V8 WITH 383 HORSEPOWER

A 5.7-liter V8 generates 383 horsepower<sup>2</sup> and comes loaded with 403 lb-ft of torque<sup>2</sup> at low rpm, an advanced eight-speed automatic transmission with paddle shifters, and an impressive 7,000-lb towing capability<sup>3,4</sup> with Trailer Sway Control.<sup>8</sup>

### FULL-TIME FOUR-WHEEL DRIVE WITH ACTIVE TRACTION CONTROL

The Torsen<sup>®9</sup> torque-sensing limited-slip center differential with electronic differential lock efficiently distributes engine power between the front and rear axles, optimizing traction in a wide variety of conditions. Four-wheel Active Traction Control helps keep you securely on the road by using sensors to detect the onset of wheel slippage, automatically applying the brake to the slipping wheel, and shifting power to the wheels with the most traction.

### LARGE BRAKE ROTORS WITH FOUR-PISTON FRONT CALIPERS

13.9-inch ventilated front discs with four-piston calipers, 13.5-inch ventilated rear discs, and a four-sensor, four-channel Multi-terrain Anti-lock Braking System help to provide the LX with serious stopping power.

# 7,000-lb

towing capability<sup>3,4</sup> with Trailer Sway Control<sup>8</sup>

### ADAPTIVE VARIABLE SUSPENSION WITH ACTIVE HEIGHT CONTROL

To provide capable off-road<sup>5</sup> performance with responsive on-road handling, the Active Height Control and Adaptive Variable Suspension systems combine to raise the vehicle's height by up to four inches and allow greater wheel articulation across rough conditions.

### VARIABLE GEAR-RATIO STEERING

Variable Gear-Ratio Steering automatically adjusts the steering angle and response of the front wheels for easier low-speed maneuvering and increased high-speed responsiveness and control.

### DRIVE MODE SELECT

Drive Mode Select enables you to make your vehicle more responsive or efficient with a simple turn of a dial. Sport mode alters the powertrain for faster and more dynamic throttle response. Normal mode provides the optimal balance of fuel efficiency and engine performance. ECO mode moderates the throttle response, engine power output and climate settings for increased fuel efficiency.

# 8-SPEED

automatic transmission  
with paddle shifters



LX shown in Eminent White Pearl



#### MULTI-TERRAIN SELECT

The Multi-Terrain Select system helps to enhance the driver's control over challenging, varied landscapes. The system offers the ability to adjust the amount of traction and response by choosing from five different types of terrain (Rock, Rock & Dirt, Mogul, Loose Rock, or Mud & Sand).

#### HILL-START ASSIST CONTROL

Hill-start Assist Control<sup>10</sup> (HAC) helps to increase driver confidence when ascending hills. While stopped on an incline, conventional vehicles may roll back once you step off the brake. The innovative HAC system helps maintain the vehicle's position by automatically applying the brakes to all four wheels until the vehicle begins moving forward.



## OFF-ROAD POWERHOUSE

*A unique desert racing pedigree meets unsurpassed performance technologies that push the boundaries.*

Few luxury vehicles ever make it off the beaten path. None have the off-road<sup>5</sup> racing heritage of the LX. Taking the crown a record eight times across the desert racing circuit, including at the notorious Mint 400, the LX is unrivaled<sup>7</sup> in its balance of extreme off-roading capability and exceptionally smooth handling.

#### CRAWL CONTROL WITH TURN ASSIST

Activated with the press of a button, Crawl Control<sup>11</sup> is designed to automatically maintain an optimal slow and steady pace over challenging terrain. Turn Assist can also tighten your turning circle by adding brake force to the inside rear wheel.





LX shown with Linear Espresso wood interior trim

With Lexus Enform<sup>12</sup> smartwatch functionality,<sup>13</sup> Lexus Safety System+<sup>14</sup> and premium features such as four-zone climate control and available Mark Levinson<sup>®15</sup> audio, the LX offers innovation for the entire family.



## THE DETAILS

Exceptional convenience and a suite of class-leading standard active safety equipment<sup>1</sup> create our most advanced LX yet.



## PEACE OF MIND, STANDARD

*Presenting Lexus Safety System+, an integrated suite of class-leading standard active safety equipment.<sup>1,14</sup>*

### PRE-COLLISION SYSTEM WITH PEDESTRIAN DETECTION

This system<sup>16</sup> is engineered to help detect a vehicle or a pedestrian<sup>17</sup> in the path of your Lexus under certain conditions. Should it detect a potential frontal collision, it's designed to automatically prepare Brake Assist<sup>18</sup> for increased brake force and, in some cases, can even automatically brake the vehicle to a stop.

### LANE DEPARTURE ALERT

This system<sup>19</sup> utilizes a high-resolution camera to monitor visible lane markings and determine the vehicle's position within a lane. If an inadvertent lane departure, or potential departure due to swaying, is detected at speeds above 32 mph, the system attempts to alert the driver with audible and visual warnings and steering-wheel vibrations.

### ALL-SPEED DYNAMIC RADAR CRUISE CONTROL

This system<sup>20</sup> uses radar and camera technology to help you maintain a preset speed and following distance from the vehicle ahead. Whether at highway speeds or in stop-and-go traffic, the system is designed to detect if you get closer than the preset distance and automatically slow your vehicle—even to a complete stop. If driving at highway speeds and the road ahead clears, your Lexus returns to its preset speed.

### INTELLIGENT HIGH BEAMS

To help provide greater visibility for you as well as other drivers, Intelligent High Beams<sup>21</sup> offer added illumination to help keep you focused on the road. When the road ahead is clear, the system defaults to high-beam mode, then temporarily switches to low beams when it detects the headlamps or taillamps of vehicles ahead.





LX shown with available Cabernet semi-aniline leather and Linear Espresso wood interior trim

## INDULGENCE WITH INTELLIGENCE

### NAVIGATION SYSTEM WITH 12.3-INCH MULTIMEDIA DISPLAY

Among the largest split screens in its class,<sup>1</sup> the 12.3-inch high-resolution multimedia display provides immediate, simultaneous access to audio or climate controls and various systems, including the voice-activated Navigation System.<sup>22</sup> With subscription-free Traffic and Weather updates,<sup>23</sup> getting to your destination is easier than ever.

### LEXUS ENFORM

Lexus Enform<sup>12</sup> elevates connected technology and provides concierge-level convenience. From emergency assistance and a live response center agent, to the ability to start your engine remotely<sup>13</sup> using your smartphone, smartwatch, the Lexus skill on Amazon Alexa<sup>24</sup> built-in devices, or the Lexus action on Google Assistant-enabled<sup>25</sup> devices, our premium suite of connected technology offers peace of mind with every drive.

### MARK LEVINSON® REFERENCE SURROUND SOUND AUDIO SYSTEM

Engineered by a company world-renowned by audiophiles, the available 450-watt Mark Levinson<sup>®15</sup> Reference Surround Sound Audio System was tuned for more than 4,000 hours to optimize the acoustics of the vehicle. As a result, it features 19 speakers and 7.1-channel architecture, and enough clarity for listeners to identify the spatial position of each instrument in play.

### DUAL-SCREEN REAR-SEAT ENTERTAINMENT SYSTEM

The available dual-screen Rear-Seat Entertainment System<sup>26</sup> enables two video sources to be viewed at the same time on LCD screens behind the front headrests. For your convenience, a wireless remote, wireless headphones<sup>27</sup> and an AC power outlet are also included.

### DELIVERY AND TECHNOLOGY SPECIALISTS

To help you get the most out of these and other features in your new Lexus, a Vehicle Delivery Specialist will walk you through nearly every setting and function you desire. And to answer questions that arise after delivery, a Vehicle Technology Specialist can offer expert guidance in person or without you ever leaving the driveway via camera-enabled apps like FaceTime.<sup>®28</sup> Learn more about these services at [lexus.com/specialists](https://lexus.com/specialists).

## VISIBILITY INNOVATIONS

From a bird's-eye view to an under-vehicle POV, leading-edge camera technologies help enhance control from many angles.

### PANORAMIC VIEW MONITOR

Designed to help drivers avoid potential obstacles and make parking more convenient, the Panoramic View Monitor<sup>29</sup> with wide front view and side view, uses four high-resolution cameras to create a composite image of the vehicle's near surroundings. It can be paired with backup view<sup>30</sup> or wide back view<sup>30</sup> to assist with parking and maneuvering in hard-to-see areas in real time.



### COLOR HEAD-UP DISPLAY

The available full-color Head-Up Display can project key information about your audio, speed, current gear and rpm onto the windshield. Display information can be adjusted to suit the driver.

### MULTI-TERRAIN MONITOR

Operated with the Panoramic View Monitor<sup>29</sup> and harnessing the added visibility of a virtual under-vehicle camera, the Multi-Terrain Monitor<sup>31</sup> can check terrain and tire location underneath the LX during demanding off-road<sup>5</sup> excursions. Displaying dynamic information like tilt gauge and wheelspin, the Multi-Terrain Monitor works with Multi-Terrain Select to keep the driver informed of the vehicle's immediate surroundings and off-road conditions.

### BLIND SPOT MONITOR WITH REAR CROSS-TRAFFIC ALERT

To help you change lanes with added confidence, the Blind Spot Monitor<sup>32</sup> is designed to detect and warn you of vehicles approaching or positioned in the adjacent lanes. And for added peace of mind, Rear Cross-Traffic Alert<sup>33</sup> can help you when backing out of a parking space by notifying you of vehicles approaching from either side.

# LX STYLES



## LX TWO-ROW

Standard features on every LX:


- A Premium Triple-Beam LED headlamps
- B Power moonroof  
Aluminum roof rails<sup>34,35</sup>  
Integrated tow hitch receiver<sup>36</sup>  
Power rear door  
Running boards with integrated courtesy lights  
Electrochromic (auto-dimming) inside and outside mirrors  
Outside mirrors with courtesy lights  
SmartAccess<sup>37,38</sup> with push-button Start/Stop  
Adaptive Variable Suspension with Active Height Control, and Crawl Control<sup>11</sup> with Turn Assist  
Lexus Memory System for power driver's seat (except lumbar), outside mirrors and steering wheel  
Perforated leather interior trim  
Power tilt-and-telescopic steering column  
14-way driver's (including dual-function lumbar and cushion extender) and 12-way front passenger's (including lumbar) heated power seats  
Power-sliding, 60/40-split second-row seat with 40/20/40-split seatback  
120V AC power outlet in cargo area  
Tonneau cover (LX 570 two-row)  
Four-zone automatic climate control with interior air filter, smog sensor and automatic recirculation mode  
Nine-speaker Lexus Premium Sound System  
Subscription-free Traffic and Weather updates via HD Radio<sup>TM23</sup>
- C Navigation System<sup>22</sup> with 12.3-in high-resolution split-screen multimedia display  
HomeLink<sup>®39</sup> universal transceiver to operate compatible garage, gate, home lighting and home security systems

- Voice Command
- Siri<sup>®</sup> Eyes Free<sup>40</sup>
- Bluetooth<sup>®41</sup> and USB<sup>42</sup> smartphone connectivity
- Lexus Enform App Suite<sup>12</sup>
- Lexus Enform Safety Connect<sup>43</sup> and Service Connect<sup>43</sup> Included for the first 10 years of ownership.
- Lexus Enform Remote<sup>13</sup> with Amazon Alexa<sup>24</sup> and Google Assistant<sup>25</sup> compatibility. Included for the first year of ownership.
- Lexus mobile app services (Lexus Enform Remote,<sup>13</sup> Lexus Drivers and more)
- Lexus Enform Destination Assist<sup>44</sup> Included for the first year of ownership.
- Lexus Safety System+<sup>14</sup> (Pre-Collision System<sup>16</sup> with Pedestrian Detection,<sup>17</sup> All-Speed Dynamic Radar Cruise Control,<sup>20</sup> Lane Departure Alert<sup>19</sup> and Intelligent High Beams<sup>21</sup>)
- Blind Spot Monitor<sup>32</sup> with Rear Cross-Traffic Alert<sup>33</sup>
- 10 airbags<sup>45</sup>
- Panoramic View Monitor<sup>29</sup> and Multi-Terrain Monitor<sup>31</sup>
- Intuitive Parking Assist<sup>46</sup>
- Complimentary scheduled maintenance services (please refer to the *Warranty and Services Guide* for details)



## LX THREE-ROW

- Includes LX two-row features, plus:
- Power-folding 50/50-split third-row seats



## PACKAGES

### LUXURY PACKAGE

- Perforated semi-aniline leather interior trim
- Heated and ventilated front- and second-row outboard seats
- Four-zone Climate Concierge
- LX Projector Door Lamps
- Heated wood- and leather-trimmed steering wheel

### SPORT PACKAGE

*Includes LX three-row features and Luxury Package, plus:*

- A Exclusive sport grille and front spoilers
- Exclusive sport-design side mirrors with chrome detail
- Exclusive sport rear valance
- Black headliner
- 21-in 10-spoke alloy wheels<sup>47</sup> with Black and machined finish



## OPTIONS

### LX TWO- AND THREE-ROW OPTIONS

- B Cool box
- 21-in 10-spoke alloy wheels<sup>47</sup> with Black and machined finish

### LX THREE-ROW OPTIONS

- Rear-Seat Entertainment System<sup>26</sup> with dual 11.6-in displays, HDMI input and wireless headphones<sup>27</sup>
- Color Head-Up Display
- Mark Levinson<sup>®15</sup> 19-speaker, 450-watt Reference Surround Sound Audio System
- Wireless charger



### LX 570

383  
HORSEPOWER<sup>2</sup>

V8  
ENGINE

5.7  
LITER

403  
LB-FT TORQUE<sup>2</sup>

7,000  
LB TOWING CAPABILITY<sup>3,4</sup>

8  
PASSENGER SEATING (MAX)

8.9  
INCH GROUND CLEARANCE

### DIMENSIONS

OVERALL LENGTH 200.0 IN / WHEELBASE 112.2 IN / WIDTH 78.0 IN (MIRRORS FOLDED) / HEIGHT 75.2 IN

4WD  
STANDARD

8-SPEED  
AUTOMATIC TRANSMISSION  
WITH PADDLE SHIFTERS

7.3  
0-60 MPH (SEC)<sup>2,48</sup>

12/16/14  
CTY / HWY / CMB  
EPA-ESTIMATED MPG<sup>49</sup>

## WHEELS

---



20-in

Mesh alloy wheels<sup>47</sup> with  
Dark Gray and machined finish  
STANDARD



21-in


10-spoke alloy wheels<sup>47</sup> with  
Black and machined finish  
AVAILABLE



LX shown in Black Onyx



EXTERIOR



WHEN EVERY DETAIL,  
EVERY MOMENT  
AND EVERY EMOTION  
IS CRAFTED BY LEXUS,  
IT LEADS TO THIS.

---



\*Available in Sport Package only  
†Additional charge  
‡Limited availability. Production ends November 2019.  
For configuration details, visit [lexus.com/LXbuild](http://lexus.com/LXbuild)