

RC

—

2020 LEXUS



Striking style.

Dynamic performance.

Next-generation technology.

Experience an unrestrained luxury
sports coupe, crafted to stand apart.



The 2020 Lexus RC





RC 300

An aggressive body style, a highly responsive 2.0-liter turbocharged engine delivering 241 horsepower,¹ a 7.3-second 0-60 time^{1,2} and an eight-speed Sport Direct-Shift transmission. For added connectivity, every RC model also features Android Auto™³ functionality. Rear-wheel drive (RWD).

RC 300 AWD

Assertive styling with full-time all-wheel drive (AWD), a powerful 260-horsepower¹ 3.5-liter V6 engine, a 6.3-second 0-60 time^{1,2} and a six-speed transmission with paddle shifters.

RC 350

Athletic performance with a highly rigid body and lateral performance damper (RWD), a powerful 311-horsepower¹ 3.5-liter V6, a 5.8-second 0-60 time (RWD),^{1,2} and an eight-speed Sport Direct-Shift (RWD) or six-speed (AWD) transmission with paddle shifters. Available rear-wheel drive or all-wheel drive.

RC F SPORT MODELS

Each model can be taken to the next level with more aggressive styling, plus a more dynamic F SPORT-tuned Adaptive Variable Suspension and an exclusively available Torsen®⁴ limited-slip rear differential (RWD). Additional upgrades include front sport seats with enhanced bolsters, performance-inspired instrumentation and 19-inch alloy wheels.⁵

RC F SPORT shown in Infrared⁶ (left), RC shown in Atomic Silver (right)



RC F SPORT shown in Ultra White



RC F SPORT shown with White NuLuxe^{®7} and Dark Gray Streamline interior trim



RC shown in Nebula Gray Pearl




RC F SPORT shown in Ultra White


RC shown in Infrared⁶

With its muscular form and aggressive stance, the RC seamlessly balances eye-catching style with breathtaking performance. In front, a bold fascia and available Premium Triple-Beam LED headlamps announce its arrival. While strong character lines sweep toward its dramatic rear valance and LED taillamps, creating a captivating appearance from every angle.

STYLE SHARPENED

With its sleek, sculpted lines, this unrestrained sports coupe commands attention at every turn.





PRECISE IN EVERY DETAIL

From meticulous stitching to distinctive wood trims, the RC delivers an ideal combination of performance and luxury.

While every bit a performance cockpit, the interior of the RC envelops the driver and passengers in stunning craftsmanship. Available perforated trim epitomizes evocative style and sophistication, while Linear Espresso and Linear Dark Mocha wood accents offer unparalleled artistry. An analog clock and expressive gauges give the elegant cabin an extra level of refinement. Individual settings for climate control allow the driver and front passenger to adjust their preferred temperatures. And, to ensure the cabin stays as fresh as it is beautiful, a smog-sensing system automatically switches into recirculation mode if it senses high levels of pollutants outside.



RC shown with Glazed Caramel NuLuxe⁸⁷ and Linear Dark Mocha wood interior trim



From the turbocharged RC 300 to the high-performance F SPORT models, the RC puts peak responsiveness at your fingertips. The V6-powered RC 300 AWD and RC 350 deliver 260 and 311 horsepower,¹ respectively. A highly rigid platform, double wishbone-type front suspension and multilink rear suspension provide crisp turn-in and poise through curves. An Adaptive Variable Suspension further sharpens the F SPORT's agility, to deliver handling that's as dynamic as its styling.

EXHILARATION INTENSIFIED

With impressive throttle response and acceleration, the RC turns every drive into a thrill ride.



RC F SPORT shown in Ultra White



RC AWD shown in Atomic Silver

THREE FORMS OF POWER

RC 300

The RC 300 is powered by a highly responsive 2.0-liter, twin-scroll turbocharged and intercooled in-line four-cylinder engine with direct injection. The surge of power in the 241-horsepower¹ RC 300 doesn't let up—thanks to the Lexus engineers who spent years researching, developing and refining its turbocharger. Generating 258 lb-ft of torque¹ from 1,650 to 4,400 rpm, the engine is paired to a rear-wheel drive system and an eight-speed Sport Direct-Shift automatic transmission, and is easy on fuel consumption, with a 30-MPG highway EPA estimate.⁸

RC 300 AWD

The RC 300 AWD pairs a six-speed automatic transmission with a 260-horsepower¹ 3.5-liter V6. Featuring Variable Valve Timing with intelligence, the engine is designed to provide added torque at lower speeds and greater horsepower at higher speeds. These refinements combine to generate 236 lb-ft of torque¹ from 2,000 to 4,800 rpm.

RC 350 / RC 350 AWD

Boasting direct and port fuel injection and an awe-inspiring sound reminiscent of the LFA supercar, the 311-horsepower¹ 3.5-liter V6 generates 280 lb-ft of torque¹ at 4,800 rpm and propels the RC 350 from 0 to 60 in 5.8 seconds (RWD)^{1,2} and 6.0 seconds (AWD).^{1,2} The all-wheel drive RC 350 features a six-speed automatic transmission, while the rear-wheel drive model is equipped with an eight-speed Sport Direct-Shift transmission. And in the rear-wheel drive F SPORT, an available Torsen^{®4} limited-slip rear differential helps maximize your ability to power out of corners.

ALL-WHEEL DRIVE

Make the most of every commute with the enhanced control delivered by the all-wheel drive system on equipped models. By monitoring current conditions, the rear-biased system automatically distributes engine power from 30/70 to up to 50/50 between the front and rear axles to help provide optimum traction—even in inclement weather or on less-than-ideal road surfaces.

torque split up to

50/50



F SPORT PERFORMANCE

With circuit-inspired components, 19-inch wheels⁵ and a thrilling Custom drive mode, F SPORT models take performance to the next level.



The RC F SPORT is an unflinching take on performance. It features race-inspired upgrades like a G-force monitor, as well as Sport S+ and Custom drive modes. And the rear-wheel drive RC's available Torsen^{®4} limited-slip rear differential distributes engine power to the rear wheel with the most grip to help optimize traction, handling and control in a variety of conditions.

DYNAMIC REAR STEERING

Available Lexus Dynamic Handling coordinates steering at the front and rear of the vehicle and elevates the RC 350 F SPORT (RWD) to new heights. Variable Gear-Ratio Steering optimizes the front steering ratio to sharpen vehicle handling and control. And class-exclusive Dynamic Rear Steering⁹ adjusts the angle of the rear wheels by up to two degrees to help provide optimal agility and stability. The system makes calculations based on vehicle speed and driver input, and is designed to deliver what you desire: performance on demand.

RC F SPORT shown in Ultrasonic Blue Mica 2.0⁶

F SPORT STYLING

Beyond the striking lines of the coupe body, the interior of the RC F SPORT is a sleek, inspiring command center. Feel confidence at every curve with exclusive front sport seats, designed to hold you tightly through aggressive turns. Featuring a unique foam-injected construction and designed to contour to the needs of the driver, these enhanced seats will have you wrapped from hip to shoulder—especially in high-G situations. Their low position helps place the driver's hip point as close as possible to the vehicle's center of gravity for a more dynamic driving experience.




PERFORMANCE-INSPIRED INSTRUMENTATION

The instrument cluster in the RC F SPORT features numerous upgrades, such as a G-force monitor and a digital display that moves in concert with a sliding metallic-trimmed bezel, expanding and retracting screens when information is accessed.

EXCLUSIVE DETAILS

Other race-inspired features include an F SPORT-badged steering wheel, a perforated leather-trimmed shift knob, aluminum sport pedals, Dark Gray Streamline accents and three exclusive interior trim options, including two-tone Black and Yellow NuLuxe^{®7} with unique stitching.



RC F SPORT shown with Circuit Red NuLuxe^{®7} and Dark Gray Streamline interior trim





RC F SPORT shown with Android Auto™¹³ functionality, Black and Yellow NuLuxe^{®17} and Dark Gray Streamline interior trim

CONTROL REMASTERED

New Android Auto functionality.
Amazon Alexa compatibility.
With the latest innovations at your fingertips, the 2020 RC connects you like never before.



Lexus connected technologies offer a whole new realm of possibilities, starting with onboard Wi-Fi,¹⁴ Apple CarPlay^{®10} integration, and new Android Auto™¹³ functionality that features the unique capability to anticipate and provide personalized information. Meanwhile, you can start your engine remotely¹¹ with your smartwatch, or start your favorite podcast in your kitchen and finish it on your drive to work with Amazon Alexa¹² compatibility. And for added convenience, an available 10.3-inch multimedia display provides access to audio and climate controls, as well as the Navigation System.¹³



INNOVATION AT THE LEADING EDGE

With Amazon Alexa and more at your fingertips, technology has never moved so fast.

APPLE CARPLAY

With Apple CarPlay^{®10} integration, you can access the same familiar interface from your iPhone^{®14} through the vehicle's multimedia display. Simply connect your iPhone to get directions, make calls, send and receive messages via Siri,^{®15} and get access to your favorite apps like Waze, Spotify[®] and Apple Audiobooks.^{™16}

AMAZON ALEXA

Bring all the convenience of Amazon Alexa^{™12} on the road with the Lexus+Alexa^{™17} app. Using only your voice, you can easily access thousands of the same functions you get with Alexa at home. Listen to audiobooks, stream Amazon Music,¹² make lists, check the weather, get news briefings and much more. You can also use it to control compatible smart-home devices such as lighting, thermostat and security systems. Offering added in-vehicle convenience, Alexa can even sync to your Navigation System¹³ or provide on-the-go directions via the Waze¹⁶ app on compatible devices.

ANDROID AUTO

With Android Auto,^{™13} you can now seamlessly cast your device's interface onto the vehicle's multimedia display. Play your music via your favorite apps such as Spotify^{®16} and Pandora,[®] send messages through a range of commonly used apps like WhatsApp,[®] navigate with Google Maps^{™18} and request information—all with just the sound of your voice—through the Google Assistant.¹⁸ For added convenience, Android Auto can also deliver tailored information based on your calendar, usage activity and habits.

DELIVERY AND TECHNOLOGY SPECIALISTS

To help you get the most out of these and other features in your new Lexus, a Vehicle Delivery Specialist will walk you through nearly every setting and function you desire. And to answer questions that arise after delivery, a Vehicle Technology Specialist can offer expert guidance in person or without you ever leaving the driveway via camera-enabled apps like FaceTime.^{®22} Learn more about these services at lexus.com/specialists.

10.3-INCH MULTIMEDIA DISPLAY

The available 10.3-inch high-resolution split-screen multimedia display provides immediate, simultaneous access to audio and climate controls and various systems, including Lexus Enform Dynamic Navigation.^{19,20}

MARK LEVINSON[®] AUDIO

The available 17-speaker, 835-watt Mark Levinson^{®21} Premium Surround Sound Audio System features patented, proprietary Clari-Fi^{®21} technology that restores audio quality from compressed music, resulting in crisp, clear, dynamic sound from almost any source. This, combined with technology designed to create an expansive "sweet spot" of audio, envelops every passenger in three-dimensional sound that rivals the finest home audio systems.

DRIVE MODE SELECT WITH CUSTOM MODE

Make your vehicle more responsive or efficient with the turn of a dial. Sport mode alters the powertrain for faster and more dynamic throttle response. Normal mode provides an optimal balance of fuel efficiency and engine performance. ECO mode moderates the throttle response, engine power and climate settings for increased fuel efficiency. On F SPORT models, Sport S+ mode provides the most performance-oriented setting, and the addition of a Custom mode lets you combine driving profiles for personalized response.

LEXUS ENFORM

From onboard Wi-Fi to concierge access, this is our most sophisticated connectivity suite yet.

DYNAMIC NAVIGATION

To help you get even more out of the available Navigation System,¹³ available Lexus Enform Dynamic Navigation^{19,20} offers greater accuracy through cloud-based updates. In addition to up-to-date maps, it can dynamically offer alternate routes based on conditions ahead, and can automatically sort Points of Interest results based on relevance. Dynamic Navigation is included for the first three years of ownership.

REMOTE

Using your smartphone, smartwatch, the Lexus skill on Amazon Alexa¹² built-in devices, or the Lexus Action on Google with your Assistant-enabled devices,¹⁸ Lexus Enform Remote¹¹ can let you start the engine and climate control, lock and unlock doors, and check the fuel level, the status of windows and more. You can also use the Lexus app to help find your vehicle's location. And, should you loan your Lexus to another driver, you can receive instant alerts if, for example, a preset speed or mile limit is exceeded. Lexus Enform Remote is included for the first three years of ownership.

WI-FI

Take entertainment to go with onboard Wi-Fi.¹⁴ Up to five devices can connect—tablets, laptops, smartphones—dramatically extending tech capability for you and your passengers. Lexus Enform Wi-Fi includes a standard 4GB/three-month trial.²³

SERVICE CONNECT

Lexus Enform Service Connect²⁴ offers remote access to information about your vehicle's status and maintenance needs. Easily accessed through LexusDrivers.com or the Lexus app, you can get information on everything from your vehicle's fuel level and mileage, to maintenance alerts and Vehicle Health Reports. Service Connect is included for the first 10 years of ownership.

DESTINATION ASSIST

The available Lexus Enform Destination Assist²⁵ offers convenient 24-hour access to a live response center agent to help you locate a specific business, address or point of interest. If you're searching for a restaurant, the agent can help you narrow your choices by distance or type of cuisine, and can remotely send the destination to your vehicle's Navigation System.¹³ Destination Assist is included for the first three years of ownership.

SAFETY CONNECT

Lexus Enform Safety Connect²⁴ offers you the peace of mind of knowing that Roadside Assistance²⁶ can be there when you need it most. Whether you're involved in a collision and unable to call for help, your vehicle is stolen, or there is any other type of emergency, assistance can be sent directly to your vehicle's GPS location. Safety Connect is included for the first three years of ownership.



RC F SPORT shown with Circuit Red NuLuxe⁶⁷ and Dark Gray Streamline interior trim

PEACE OF MIND, STANDARD

Presenting Lexus Safety System+, an integrated suite of class-leading standard active safety equipment.^{9,27}

PRE-COLLISION SYSTEM WITH PEDESTRIAN DETECTION

This system²⁸ is engineered to help detect a vehicle or a pedestrian in the path of your Lexus under certain conditions. Should it detect a potential frontal collision, it's designed to automatically prepare Brake Assist²⁹ for increased brake force and, in some cases, can even automatically brake the vehicle to a stop.

LANE DEPARTURE ALERT WITH STEERING ASSIST

This system³⁰ utilizes a camera to monitor visible lane markings. If an inadvertent lane departure is detected at speeds above 32 mph, the system is designed to warn you so that you can steer back into the lane, and can even take slight corrective measures to help keep you within your visibly marked lane.

HIGH-SPEED DYNAMIC RADAR CRUISE CONTROL

This system³¹ uses radar and camera technology to help you maintain a preset speed and following distance from the vehicle ahead. If you get closer than the preset distance, the throttle is automatically reduced and the brakes may be applied. As soon as the road ahead clears, your Lexus returns to its preset speed.

INTELLIGENT HIGH BEAMS

To help provide greater visibility for you as well as other drivers, Intelligent High Beams³² offer added illumination to help keep you focused on the road. When the road ahead is clear, the system defaults to high-beam mode, then temporarily switches to low beams when it detects the headlamps or taillamps of vehicles ahead.



RC STYLES



RC 300

Standard features:

241-horsepower¹ turbo with eight-speed transmission

Drive Mode Select

Lateral performance damper (RWD)

Steering-wheel-mounted paddle shifters

Vehicle Dynamics Integrated Management³³

Lexus Multimedia System³⁴ with 7.0-in color display

Lexus Enform Wi-Fi.^{TM23} 4GB/three-month trial is included.

Lexus Enform Safety Connect.²⁴ Included for the first three years of ownership.

Lexus Enform Service Connect.²⁴ Included for the first 10 years of ownership.

Lexus Enform Remote¹¹ with Amazon Alexa¹² and the Google Assistant¹⁸ compatibility. Included for the first three years of ownership.

Bluetooth^{®35} and USB³⁶ smartphone connectivity

Voice Command

Apple CarPlay^{®10} integration

Amazon Alexa¹² compatibility

Android Auto^{TM3}

Lexus app (Lexus Enform Remote,¹¹ Lexus Drivers and more)

Color multi-information display

10-speaker Premium Sound System

Dual-zone climate control with interior air filter, smog sensor and automatic recirculation mode

10-way power-adjustable driver's seat (including lumbar).

Eight-way power-adjustable front passenger's seat and 60/40-split fold-down rear seats.

SmartAccess^{37,38} with push-button Start/Stop

Lexus Safety System+²⁷ (Pre-Collision System²⁸ with Pedestrian Detection, Lane Departure Alert³⁰ with Steering Assist, High-Speed Dynamic Radar Cruise Control³¹ and Intelligent High Beams³²)

Bi-LED headlamps and LED taillamps

Backup camera³⁹

Eight standard airbags⁴⁰



RC 300 AWD

Includes RC 300 features, and adds or replaces:

260-horsepower¹ V6 with six-speed transmission

Heated front seats

All-wheel drive



RC 350

Includes RC 300 features, and adds or replaces:

311-horsepower¹ V6 with eight-speed transmission

Cool air intake



RC 300 F SPORT

Includes RC 300 features and Premium Package, and adds or replaces:

F SPORT-tuned Adaptive Variable Suspension with Sport S+ and Custom drive modes

Two-piece front brake rotors with high-friction brake pads⁴¹ (RWD)

F SPORT 19-in split-five spoke alloy wheels⁵ with Dark Graphite finish and summer tires

F SPORT heated and ventilated front seats with enhanced bolsters

F SPORT interior details including Dark Gray Streamline trim, aluminum pedals and black headliner

Perforated leather-trimmed shift knob and steering wheel with F SPORT logo

F SPORT exterior styling including unique front bumper and grille

Performance-inspired instrumentation with sliding bezel

Turbo-boost gauge



RC 300 AWD F SPORT

Includes RC 300 F SPORT features, and adds or replaces:

260-horsepower¹ V6 with six-speed transmission

F SPORT 19-in split-five-spoke alloy wheels⁵ with Dark Graphite finish and all-season tires

All-wheel drive



PACKAGES

PREMIUM PACKAGE

Lexus Memory System for driver's seat, outside mirrors and steering column

Blind Spot Monitor⁴² with Rear Cross-Traffic Alert⁴³

Auto-dimming heated outside mirrors with auto tilt-down in reverse

A Power tilt-and-telescopic steering column

Rain-sensing windshield wipers

Heated and ventilated front seats

NAVIGATION PACKAGE

Navigation System¹³ with 10.3-in color multimedia display

Lexus Enform Dynamic Navigation.^{19,20} Included for the first three years of ownership.

Dynamic Voice Command²⁰

Lexus Enform Destination Assist.²⁵ Included for the first three years of ownership.

NAVIGATION + MARK LEVINSON® AUDIO PACKAGE

Includes Navigation Package, plus:

Mark Levinson^{®21} 17-speaker, 835-watt, 71-channel Premium Surround Sound Audio System with Clari-Fi^{®21} audio processing


ALL-WEATHER PACKAGE

Headlamp washers

Water-repellent front-door glass

Windshield wiper de-icer

Fast-response interior heater



OPTIONS

B Blind Spot Monitor⁴² with Rear Cross-Traffic Alert⁴³

Intuitive Parking Assist⁴⁴

Heated steering wheel

F SPORT heated steering wheel

Torsen^{®4} limited-slip rear differential (RC F SPORT RWD)

C Premium Triple-Beam LED headlamps

D Orange brake calipers⁴¹ (RC F SPORT RWD)

Power moonroof

Lexus Dynamic Handling with Dynamic Rear Steering and Variable Gear-Ratio Steering (RC 350 F SPORT RWD)

Mark Levinson^{®21} 17-speaker, 835-watt, Premium Surround Sound Audio System with Clari-Fi^{®21} audio processing



**RC 300 /
RC 300 F SPORT**

—
241

HORSEPOWER¹

**IN-
LINE 4**

2.0-LITER TURBO-
CHARGED ENGINE

—
RWD

STANDARD

—
8-SPEED

SPORT DIRECT-SHIFT
AUTOMATIC TRANSMISSION

—
7.3

0-60 MPH (SEC)^{1,2}

21/30/24

CTY / HWY / CMB
EPA-ESTIMATED MPG⁴⁵

**RC 300 AWD /
RC 300 F SPORT AWD**

—
260

HORSEPOWER¹

V6

3.5-LITER ENGINE

—
AWD

STANDARD

—
6-SPEED

AUTOMATIC TRANSMISSION

—
6.3

0-60 MPH (SEC)^{1,2}

18/24/21

CTY / HWY / CMB
EPA-ESTIMATED MPG⁴⁵

**RC 350 /
RC 350 F SPORT**

—
311

HORSEPOWER¹

V6

3.5-LITER ENGINE

—
RWD

STANDARD

—
8-SPEED

SPORT DIRECT-SHIFT
AUTOMATIC TRANSMISSION

—
5.8

0-60 MPH (SEC)^{1,2}

20/28/23

CTY / HWY / CMB
EPA-ESTIMATED MPG⁴⁵

**RC 350 AWD /
RC 350 F SPORT AWD**

—
311

HORSEPOWER¹

V6

3.5-LITER ENGINE

—
AWD

STANDARD

—
6-SPEED

AUTOMATIC TRANSMISSION

—
6.0

0-60 MPH (SEC)^{1,2}


18/24/21

CTY / HWY / CMB
EPA-ESTIMATED MPG⁴⁵



DIMENSIONS

OVERALL LENGTH 185.0 IN / WHEELBASE 107.5 IN / WIDTH 72.4 IN (MIRRORS FOLDED) / HEIGHT 54.9 IN (RWD), 55.1 (AWD)



RC shown in Atomic Silver

WHEELS



18-in

Split-five-spoke alloy wheels⁵
STANDARD RC



19-in

Split-10-spoke alloy wheels⁵
AVAILABLE RC



19-in

Split-five-spoke alloy wheels⁵
with Dark Graphite finish
STANDARD RC F SPORT



19-in

F SPORT split-nine-spoke
alloy accessory wheels^{5,46}
AVAILABLE RC

COLOR, MATERIAL & FINISH

INTERIOR & TRIM





WHITE NULUXE ¹⁷	▲	
PLAYA NULUXE		●
GLAZED CARAMEL NULUXE		●
CIRCUIT RED NULUXE	▲	
BLACK NULUXE	▲	●
BLACK AND YELLOW NULUXE	▲	

RC ●
RC F SPORT ▲

ACCESSORIES

The Lexus accessory line is as elegant and well-crafted as your exquisitely designed Lexus vehicle. And ours are the only Lexus accessories that are warranted for up to 48 months/50,000 miles⁴⁶ and honored at every Lexus dealership in the nation.⁴⁷ For more, please visit lexus.com/accessories.



- A Alloy wheel locks
- All-weather floor liners⁴⁸
- B All-weather floor mats⁴⁹
- C Cargo net^{50†}
- Carpet floor mats⁴⁹
- Carpet trunk mat
- Coin holder / Ashtray cup
- D Door edge guards
- Door edge film by 3M^{TM51}
- Emergency assistance kit
- First aid kit
- Illuminated door sills
- Key gloves with Lexus logo
- Paint protection film by 3M^{TM52}
- Rear bumper appliqué
- Rear spoiler

F SPORT ACCESSORIES

- E 19-in split-nine-spoke alloy wheels⁵
- F Lowering springs
- G Key gloves with F logo

DISCLOSURES

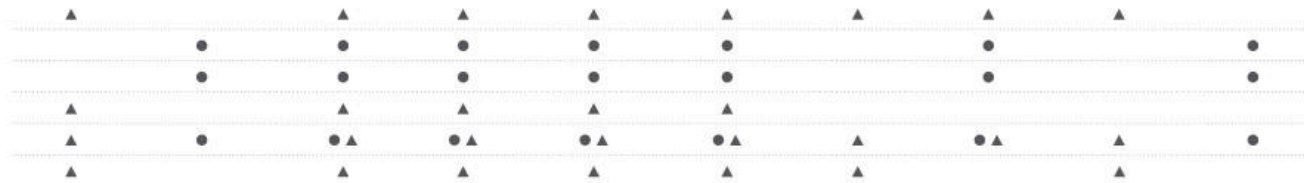
WARRANTY Four-year/50,000-mile Lexus Limited Warranty, Six-year/70,000-mile Powertrain Warranty, Six-year/unlimited-mileage Corrosion Perforation Warranty. All warranties with zero deductible. See the RC Warranty and Services Guide at your Lexus dealer for details.

1. Ratings achieved using the required premium unleaded gasoline with an octane rating of 91 or higher. If premium fuel is not used, performance will decrease. **2.** Performance figures are for comparison only and were obtained with prototype vehicles by professional drivers using special safety equipment and procedures. Do not attempt. **3.** Vehicle user interface is a product of Google and its terms and privacy statement apply. Requires compatible smartphone and data plan rates apply. Android and Android Auto are trademarks of Google LLC. **4.** Torsen[®] is a registered trademark of JTEKT Corporation. **5.** Tire life may be substantially less than mileage expectancy, depending on driving conditions. **6.** Infrared and Ultrasonic Blue Mica 2.0 available for an additional charge. **7.** NuLuxe is a registered trademark of Toyota Motor Sales, U.S.A., Inc. **8.** 2020 Lexus RC 300 (RWD) EPA 21/city, 30/hwy, 24/comb mpg estimates. Actual mileage will vary. **9.** 2020 RC vs. 2019/2020 competitors. Information from manufacturers' websites as of 8/19/2019. **10.** Apps and services are subject to change at any time without notice. Data charges may apply. Apple CarPlay[®] functionality requires a compatible iPhone[®] connected with an approved data cable into the USB media port. Apple CarPlay is a trademark of Apple Inc. **11.** Use only if aware of circumstances surrounding vehicle and it is legal and safe to do so (e.g., do not remotely start engine if vehicle is in an enclosed space or vehicle is occupied by a child). Enform Remote depends on an operative telematics device, a cellular connection, GPS signal strength and other factors outside of Lexus' control, which can limit system functionality and availability. Service may vary by vehicle and region. Registration and app download are required. Terms of Use apply. Data charges may apply. Siri is a registered trademark of Apple Inc. **12.** Amazon, Alexa, Amazon Music and all related logos are trademarks of Amazon.com, Inc. or its affiliates. Not all Amazon Alexa functionality is available for in-vehicle use. See applicable app for details. Download of the Lexus+Alexa app is required to begin in-vehicle use of Alexa. Data charges may apply for certain functions. Apps and services subject to change at any time without notice. To learn more, go to <https://www.lexus.com/enform>. To learn more about Lexus Enform's data collection, use, sharing and retention practices, please visit <https://www.lexus.com/privacyvts/>. **13.** Be sure to obey traffic regulations and maintain awareness of road and traffic conditions at all times. Functionality, availability and accuracy of information provided by the system depend on many factors and service may not be available in every location. Use common sense when relying on information provided. Apps/services vary by phone/carrier. Select apps use large amounts of data; you are responsible for charges. Apps and services subject to change at any time without notice. See [lexus.com/enform](https://www.lexus.com/enform) for details. Services and programming subject to change. Updates may be available from your dealer at an additional cost. See [Owner's Manual](https://www.lexus.com/enform) for additional limitations and details. **14.** iPhone is a registered trademark of Apple Inc. All rights reserved. **15.** Always focus on the road while driving. Siri is available on select iPhone/iPad models and requires Internet access. Siri is not available in all languages or all areas and features vary by area. Some Siri functionality and commands are not accessible in the vehicle. See [Apple.com](https://www.apple.com/siri) and phone carrier for details. Data charges may apply. Siri is a registered trademark of Apple Inc. **16.** Apple Audiobooks is a trademark of Apple Inc. All rights reserved. Spotify is a registered trademark of Spotify Technology Holding. Waze and Waze logo are registered trademarks of Google LLC. Always drive safely and obey traffic laws. Apps, prices and services vary by phone carrier and are subject to change at any time without notice. Subject to smartphone connectivity and capability. Data charges may apply. **17.** Amazon, Alexa and all related logos are trademarks of Amazon.com, Inc. or its affiliates. Not all Amazon Alexa functionality is available for in-vehicle use. The Lexus+Alexa app requires an Android[™] smartphone using version 5.0 and above. App download required. Skills and services subject to change at any time without notice. **18.** Google is a trademark of Google LLC. Always drive safely and obey traffic laws. Functionality depends on many factors outside of Lexus' control. Actions and services subject to change at any time without notice. To learn more, go to [lexus.com/enform](https://www.lexus.com/enform). To learn more about Lexus' data collection, use, sharing and retention practices, please visit <https://www.lexus.com/privacyvts/>. **19.** Be sure to obey traffic regulations and maintain awareness of road and traffic conditions at all times. Apps/services vary by phone/carrier; functionality depends on many factors. Select apps use large amounts of data; you are responsible for charges. Apps and services subject to change at any time without notice. See [lexus.com/enform](https://www.lexus.com/enform) for details. To learn about Lexus Enform's data collection, use, sharing and retention practices, please visit <https://www.lexus.com/privacyvts/>. **20.** Be sure to obey traffic regulations and maintain awareness of road and traffic conditions at all times. Dynamic Navigation and Dynamic Voice Command are dependent upon an operative telematics device, a cellular connection, navigation map data and GPS satellite signal reception, and other factors outside of Lexus' control, which can limit system functionality or availability. Use common sense when relying on information provided. Service may vary by vehicle and region. Registration is required. Terms of Use apply. See [Owner's Manual](https://www.lexus.com/enform) and [lexus.com/enform](https://www.lexus.com/enform) for additional limitations and details. The Dynamic Navigation three-year trial period begins on the original date of purchase or lease of a new vehicle. After the trial period expires, enrollment in paid subscription is required to access the system. **21.** Mark Levinson and Clarif-Fi are registered trademarks of Harman International Industries, Inc. **22.** Face lift is a registered trademark of Apple Inc. All rights reserved. Always drive safely and obey traffic laws. Apps, prices and services vary by phone carrier and are subject to change at any time without notice. Subject to smartphone connectivity and capability. Data charges may apply. **23.** The Wi-Fi Connect trial period is at no extra cost and begins on the date of activation. After the trial period expires, enrollment in a paid subscription is required to access the service. Terms and conditions apply. **24.** The Safety and Service Connect trial periods are at no extra cost and both begin on the original date of purchase or lease of a new vehicle. After the trial periods expire, enrollment in paid subscription is required to access the services. Safety and Service Connect services depend on an operative telematics device, a cellular connection, navigation map data and GPS signal strength and other factors outside of Lexus' control, all of which can limit system functionality or availability, including access to response center or emergency support. Stolen vehicle police report required to use Stolen Vehicle Locator. Services subject to change at any time without notice. Terms of Use apply. Service may vary by vehicle and region. See usage precautions and service limitations in [Owner's Manual](https://www.lexus.com/enform). See [lexus.com/enform](https://www.lexus.com/enform) for details. To learn about Lexus Enform's data collection, use, sharing and retention practices, please visit <https://www.lexus.com/privacyvts/>. **25.** Destination Assist depends on an operative telematics device, a cellular connection, navigation map data, GPS signal strength and other factors outside of Lexus' control, which can limit system functionality or availability. Use common sense when relying on this information. Service may vary by vehicle and region. Registration required. Services subject to change at any time without notice. Terms and conditions of subscription services agreement apply. See [Owner's Manual](https://www.lexus.com/enform) and [lexus.com/enform](https://www.lexus.com/enform) for additional limitations and details. To learn about Lexus Enform's data collection, use, sharing and retention practices, please visit <https://www.lexus.com/privacyvts/>. The Destination Assist trial period is at no extra cost and begins on the original date of purchase or lease of a new vehicle. After the trial period expires, enrollment in a paid subscription is required to access the service. **26.** Roadside Assistance coverage is for 48 months from your vehicle's in-service date, regardless of mileage. Coverage is provided 24 hours a day, 365 days a year for vehicles operated in the continental U.S., Alaska and Canada. Does not include parts and fluids, except emergency fuel delivery. All new Lexus vehicles also come with Enhanced Roadside Assistance, which is Roadside Assistance accessible through your Safety Connect subscription. Enrollment in a paid Safety Connect subscription is required for Enhanced Roadside Assistance coverage upon termination of the applicable trial period. Enhanced Roadside Assistance requires adequate cellular coverage and GPS signal strength. May not work in all areas. Service may vary by vehicle and region. See your Lexus dealer for details and exclusions. **27.** Lexus Safety System+ effectiveness is dependent on many factors including road, weather and vehicle conditions. Drivers are responsible for their own safe driving. Always pay attention to your surroundings and drive safely. See [Owner's Manual](https://www.lexus.com/enform) for additional limitations and details. **28.** The Pre-Collision System (PCS) with Pedestrian Detection (PD) is designed to determine if impact is imminent and help reduce impact speed and damage in certain frontal collisions involving a vehicle or a pedestrian. PCS w/PD is not a substitute for safe and attentive driving. System effectiveness depends on many factors, such as speed, size and position of pedestrian, and weather, light and road conditions. See [Owner's Manual](https://www.lexus.com/enform) for additional limitations and details. **29.** Brake Assist is designed to help the driver take advantage of ABS. It is not a substitute for safe driving practices. Braking effectiveness also depends on proper vehicle maintenance, and tire and road conditions. See [Owner's Manual](https://www.lexus.com/enform) for additional limitations and details. **30.** Lane Departure Alert with Steering Assist is designed to read visible lane markers under certain conditions. It provides a visual and audible alert and slight steering force when lane departure is detected. It is not a collision-avoidance system or a substitute for safe and attentive driving. Effectiveness is dependent on many factors including road, weather and vehicle conditions. See [Owner's Manual](https://www.lexus.com/enform) for additional limitations and details. **31.** Dynamic Radar Cruise Control is designed to assist the driver and is not a substitute for safe and attentive driving practices. System effectiveness is dependent on many factors, including road, weather and traffic conditions. See [Owner's Manual](https://www.lexus.com/enform) for additional limitations and details. **32.** Intelligent High Beams operate at speeds above 25 mph. Factors such as a dirty windshield, weather, lighting and terrain limit effectiveness, requiring the driver to manually operate the high beams. See [Owner's Manual](https://www.lexus.com/enform) for additional limitations and details. **33.** Vehicle Dynamics Integrated Management (VDIM) is an electronic system designed to help the driver maintain vehicle control under adverse conditions. It is not a substitute for safe and attentive driving practices. Factors including speed, road conditions, weather and driver steering input can all affect whether VDIM will be effective in preventing a loss of control. See [Owner's Manual](https://www.lexus.com/enform) for additional limitations and details. **34.** Be sure to obey traffic regulations and maintain awareness of road and traffic conditions at all times. **35.** The Bluetooth word mark and logos are registered trademarks owned by Bluetooth SIG, Inc. and any use of such marks by Lexus is under license. A compatible Bluetooth-enabled phone must first be paired. Phone performance depends on software, coverage and carrier. **36.** May not be compatible with all mobile phones, MP3/WMA players and like models. **37.** The engine immobilizer is a state-of-the-art anti-theft system that is initiated when you insert your key into the ignition switch or bring a SmartAccess fob into the vehicle. The engine will only start if the code in the transponder chip inside the key/fob matches the code in the vehicle's immobilizer. The transponder chip is embedded in the key/fob and can be costly to replace. If you lose a key or fob, your Lexus dealer can help or you can go to www.waloo.org to find a qualified locksmith in your area who can perform high-security key service. **38.** The SmartAccess system may interfere with some pacemakers or cardiac defibrillators. If you have one of these medical devices, please talk to your doctor to see if you should deactivate this system. **39.** The backup camera does not provide a comprehensive view of the rear area of the vehicle and you should also look around the vehicle, using mirrors to confirm rearward clearance. Environmental conditions may limit effectiveness and view may become obscured. See [Owner's Manual](https://www.lexus.com/enform) for additional limitations and details. **40.** Airbag systems are Supplemental Restraint Systems and are designed to inflate only under certain conditions and in certain types of severe collisions. To decrease the risk of injury from an inflating airbag, always wear seatbelts and sit upright in the middle of the seat as far back as possible. Do not put objects in front of an airbag or around the seatback. Do not use a rearward-facing child seat in any front passenger seat. See [Owner's Manual](https://www.lexus.com/enform) for additional limitations and details. **41.** High-friction brakes may require additional maintenance, be louder and have a shorter life than conventional brakes, depending on driving conditions. See the [Warranty and Services Guide](https://www.lexus.com/enform) for more information. **42.** Do not rely exclusively on the Blind Spot Monitor. Always look over your shoulder and use your turn signal. There are limitations to the function, detection and range of the monitor. See [Owner's Manual](https://www.lexus.com/enform) for additional limitations and details. **43.** Do not rely exclusively on the Rear Cross-Traffic Alert system. Always look over your shoulder and use your mirrors to confirm rear clearance. There are limitations to the function, detection and range of the system. See [Owner's Manual](https://www.lexus.com/enform) for additional limitations and details. **44.** Intuitive Parking Assist (IPA) is designed to assist drivers in avoiding potential collisions at speeds of 9 mph or less. Certain vehicle and environmental factors, including an object's speed, shape, size and composition, may affect the system's effectiveness. Always look around outside the vehicle and use mirrors to confirm clearance. See [Owner's Manual](https://www.lexus.com/enform) for additional limitations and details. **45.** 2020 EPA estimates. Actual mileage will vary. **46.** All Accessories (Genuine Lexus and F SPORT) installed at the time of retail vehicle delivery are warranted for the same time as the new-vehicle warranty (48 months/50,000 miles). Accessories purchased after retail vehicle delivery and installed by an authorized Lexus dealer are warranted for 12 months from date of purchase or installation, regardless of mileage, or the remainder of any applicable new-vehicle limited warranty, whichever is greater. Accessories purchased over the counter are covered for 12 months from the date of purchase. For all Accessories, refer to your accessory limited warranty or documentation that accompanies accessory purchase for coverage and conditions. **47.** Warranty honored at all Lexus dealerships nationwide excluding Hawaii. **48.** This floor liner was designed specifically for use in your model and model year vehicle and SHOULD NOT be used in any other vehicle. To avoid potential interference with pedal operation, each liner must be secured with its fasteners. Do not install a floor liner on top of an existing floor mat. **49.** This floor mat was designed specifically for use in your model and model year vehicle and SHOULD NOT be used in any other vehicle. To avoid potential interference with pedal operation, each mat must be secured with its fasteners. Do not install a floor mat on top of an existing floor mat. **50.** Cargo and load capacity limited by weight and distribution. Always properly secure cargo and cargo area. **51.** Lexus Genuine Accessory Warranty will only apply when the installation is performed by a trained Lexus-approved installer. See Lexus dealer for details. **52.** Genuine Lexus Paint Protection Film by 3M[™] is designed for specific sections of the hood and front fenders. Depending on the model, it may also be applied to select portions of the front bumper for an additional charge. Lexus Genuine Accessory Warranty will only apply when the installation is performed by a trained Lexus-approved installer. See Lexus dealer for details.

Lexus strives to build vehicles to match customer interest, and thus they typically are built with popular options and option packages. Not all options/packages are available separately, and some may not be available in all regions of the country. See [lexus.com](https://www.lexus.com) for information about options/packages commonly available in your area. If you would prefer a vehicle without any or with different options, contact your dealer to check for current availability or the possibility of placing a special order. Specifications, features, equipment, technical data, performance figures, options, and color and trim are based upon information available at time of printing, are subject to change without notice, and are for mainland U.S.A. vehicles only. Vehicles shown may be prototypes and/or shown with options. Actual models may vary. Colors depicted may vary based on multiple factors, including ambient lighting and the format in which they are being viewed (e.g., computer, mobile device, or print). See your Lexus dealer for details. Lexus reminds you to wear seatbelts, secure children in rear seat, obey all traffic laws and drive responsibly. For more information, call 800-USA-LEXUS (872-5398) or visit [lexus.com](https://www.lexus.com). To learn more about your financing options, contact your Lexus dealer or call Lexus Financial Services at 800-874-7050.

[†]2018 model shown

EXTERIOR



*Additional charge

*Limited availability. Production ends February 2020.
For configuration details, visit lexus.com/RCbuild

WHEN EVERY DETAIL,
EVERY MOMENT
AND EVERY EMOTION
IS CRAFTED BY LEXUS,
IT LEADS TO THIS.



lexus.com P04157 (10/19) 00217RCBRO20 Printed in U.S.A. (75M) ©2019 Lexus

