

# RX

—  
LEXUS 2018



Expressive design.  
Driver-inspired technology.  
A category-defying crossover.

Because shattering expectations means nothing  
if it doesn't lead to the experience  
of something greater.

The 2018 Lexus RX.

—  
*Experience Amazing*



RX F SPORT shown in Caviar



#### RX 450h

The 2018 RX 450h boasts Lexus Hybrid Drive with an Atkinson-cycle V6 engine, 308 total system horsepower,<sup>1</sup> 30-MPG combined estimate,<sup>2</sup> Intelligent Shift Control and all-wheel drive.

#### RX F SPORT MODELS

Take both models to the next level with an Adaptive Variable Suspension and bold interior and exterior styling, including sport seats with enhanced bolsters, a lower front spoiler and 20-inch alloy wheels<sup>3</sup> with Dark Graphite finish.


#### RX 350

The 2018 RX features a 295-horsepower, 3.5-liter V6 engine with eight-speed automatic transmission and a suite of premium technology, including Lexus Safety System+<sup>4</sup>, an available 12.3-inch multimedia display with full-screen map, and an available color Heads-Up Display. Front-wheel drive or available all-wheel drive.

RXh shown in Nightfall Mica (left), RX F SPORT shown in Ultra White (center), RX shown in Silver Lining Metallic (right) // Options shown



RXh shown in Atomic Silver // Options shown





RX shown with Noble Brown leather and Gray Sapele wood with Aluminum interior trim // Options shown



RX F SPORT shown in Ultra White with Rioja Red leather and Scored Aluminum interior trim // Options shown



RX F SPORT shown in Caviar



With a distinct floating roofline and available panorama glass roof, the RX makes a statement even before you arrive. Available Premium Triple-Beam LED headlamps feature a three-projector design with an eye-catching L shape. And the unique RX LED taillamps illuminate around the sides to create a powerful presence, all while consuming less power.

## DESIGN BEYOND LUXURY

—  
Razor-sharp character lines, unmistakable LED illumination and bold, unapologetic accents raise the bar on crossover style.



RX shown in Silver Lining Metallic // Options shown

## INTERIOR DESIGN

The cutting edge doesn't have to sacrifice ease or comfort. Created with attention to even the smallest details, the RX is filled with an abundance of distinctive extras.

### AMBIENT LED ILLUMINATION

Adding intrigue to the interior, available ambient lighting brightens and dims in a coordinated series to welcome the driver into the RX. Soft lighting also illuminates the area surrounding the vehicle the moment you approach, for added visibility and security.

### HEATED AND VENTILATED FRONT SEATS

Taking comfort further, the available heated and ventilated front seats offer separate heaters and fans in the seat cushions to provide optimum comfort, regardless of the weather.

### DUAL-ZONE CLIMATE CONTROL

Customize the climate around you. Individual settings allow the driver and front passenger to adjust their preferred temperatures. To help ensure the cabin stays fresh, an available smog-sensing climate-control system automatically switches into recirculation mode if it senses high levels of pollutants outside.



RX F SPORT shown with Stratus Gray leather and Scored Aluminum interior trim // Options shown



## CUTTING-EDGE CRAFTSMANSHIP

*A renowned eye for detail, precision-crafted Yamaha® trim and hand-selected leather come together to create our most refined RX yet.*



Art meets technology as handcrafted trim undergoes a meticulous process by expert *takumi* craftsmen. The available Gray Sapele wood trim marries the natural expression of fine wood with the clean sophistication of brushed aluminum as the opposing materials are layered upon each other. Laser technology then engraves the wood surface to reveal the metallic lines underneath. Meanwhile, an available semi-aniline perforated leather-trimmed interior elevates every drive, and convenient power-folding and -reclining<sup>5</sup> rear seats offer easy versatility.





Options shown



With an available large 12.3-inch high-resolution split-screen multimedia display and Lexus Enform Remote<sup>6</sup> mobile app, you can easily see and do more. While an available Touch-Free Power Rear Door<sup>7</sup> harnesses intuitive technology for the height of convenience—a hand or elbow placed near the sensor enables it to open.

## TECHNOLOGY BEYOND TODAY

Designed around the driver and for the future, the RX offers advanced technology and cutting-edge safety equipment that push the entire industry forward.



## PEACE OF MIND, STANDARD

Introducing Lexus Safety System+, an integrated suite of the most advanced active safety equipment ever offered on the RX.<sup>1</sup>

### PRE-COLLISION SYSTEM WITH PEDESTRIAN DETECTION

This system<sup>8</sup> is engineered to detect a vehicle or a pedestrian<sup>9</sup> in the path of your Lexus under certain conditions. Should it determine a frontal collision is imminent, it's designed to automatically prepare Brake Assist<sup>10</sup> for increased brake force and, in some cases, can even automatically brake the vehicle to a stop.

### LANE DEPARTURE ALERT WITH LANE KEEP ASSIST

This system<sup>11</sup> utilizes a camera to monitor visible lane markings. If an inadvertent or potential lane departure is detected, it's designed to warn you and can take corrective measures. And, if Dynamic Radar Cruise Control<sup>12</sup> is engaged, the system can even help you remain in the center of the visibly marked lane, helping to prevent drifting before it occurs.

### ALL-SPEED DYNAMIC RADAR CRUISE CONTROL

This system<sup>12</sup> uses radar and camera technology to help you maintain a preset speed and following distance from the vehicle ahead. Whether at highway speeds or in stop-and-go traffic, the system can detect if you get closer than the preset distance and automatically slow your vehicle—even to a complete stop. If driving at highway speeds and the road ahead clears, your Lexus returns to its preset speed.

### INTELLIGENT HIGH-BEAM HEADLAMPS

To help provide greater visibility for you as well as other drivers, intelligent high-beam headlamps<sup>13</sup> offer added illumination to help keep you focused on the road. When the road ahead is clear, the system defaults to high-beam mode, then temporarily switches to low beams when it senses the headlamps or taillamps of vehicles ahead.



LEXUS SAFETY SYSTEM +

RX shown in Silver Lining Metallic // Options shown



## COMMAND CENTER

*Experience connected technology at your fingertips and at the forefront of driver convenience.*

### NAVIGATION SYSTEM

Use the high-resolution multimedia display or your voice to access the available Navigation System.<sup>14</sup> This system can map millions of points of interest across the country and can display information in English, French or Spanish. And, in addition to offering up-to-date traffic and weather information,<sup>15</sup> 3D city views, and simulated views of approaching highway junctions, it displays the current speed limit and can automatically display nearby gas stations if you begin to run low on fuel.

### PANORAMIC VIEW MONITOR

The RX offers passionate design with peace of mind, as seen in the available Panoramic View Monitor.<sup>17</sup> Four high-resolution cameras mounted on the front, sides and rear of the vehicle give drivers a bird's-eye view of the near environment. Moving View and See-Through View options create a composite image of the vehicle's surroundings as on-screen guides assist with parking and tight maneuvering.

### REMOTE TOUCH

Available Remote Touch<sup>18</sup> allows you to easily move through logical menus of the vehicle's features. Located centrally for your comfort and convenience, buttons on either side are accessible to both the driver and front passenger.

### VOICE COMMAND

Voice Command enables you to place compatible Bluetooth<sup>®</sup>-enabled<sup>19</sup> phone calls and operate climate, audio and navigation functions using normal, everyday speech. If you say "It's too hot in here," for example, the climate control will automatically lower the temperature by four degrees.

**12.3-in**  
available split-screen multimedia display with full-screen map view

### LEXUS ENFORM

Lexus Enform<sup>16</sup> elevates connected technology and provides concierge-level convenience. From emergency assistance and a live response center agent to the ability to start your engine remotely and access smartphone apps with ease, our premium suite of connected technology offers peace of mind with every drive.

### DELIVERY AND TECHNOLOGY SPECIALISTS

To help you get the most out of these and other Lexus features, a Vehicle Delivery Specialist will walk you through nearly every setting and function you desire. And to answer questions that arise after delivery, a Vehicle Technology Specialist can offer expert guidance in person or without you ever leaving the driveway via camera-enabled apps like FaceTime.<sup>20</sup> Learn more about these complimentary services at [lexus.com/specialists](http://lexus.com/specialists).



---

**MARK LEVINSON® PREMIUM SURROUND SOUND AUDIO SYSTEM**

The available 15-speaker, 835-watt Mark Levinson Premium Surround Sound Audio System<sup>21</sup> features patented, proprietary Clari-Fi™ technology that restores audio quality from compressed music, resulting in crisp, clear, dynamic sound from any source. This, combined with technology designed to create an expansive “sweet spot” of audio, envelops every passenger in three-dimensional sound that rivals the finest home audio systems.

---

**15**

speaker premium surround sound audio system



RX shown with Black leather and Gray Sapele wood with Aluminum interior trim // Options shown

# PERFORMANCE BEYOND EXPECTATIONS

Experience exhilarating performance with an available F SPORT-tuned suspension, advanced AWD systems, a powerful V6 engine and more.



Engineered to tap into the power of the robust chassis, the optimized suspension delivers precise handling and a strikingly smooth ride. When combined with an array of performance features, including a transmission so intelligent it can increase torque at lower speeds for improved acceleration, and an available suspension that can monitor and adjust the shock absorber settings depending on conditions, the result is an SUV that does more than run the show. It stops it.



RX F SPORT shown in Ultra White // Options shown



RX shown in Silver Lining Metallic // Options shown

## POWER ON DEMAND

---

### RX 350

Experience luxury that roars. A 3.5-liter V6 engine with direct and port fuel injection delivers exhilarating power plus efficient fuel economy. With 295 horsepower and a quick-shifting eight-speed transmission, the RX 350 offers dynamic performance at every curve.

For even greater control, an innovative dual Variable Valve Timing with intelligence (VVT-i) system offers precise engine performance as it reduces emissions and enhances fuel efficiency. VVT-i monitors the engine's speed and load, increasing torque at lower speeds for improved acceleration, and boosts performance at higher speeds by adjusting intake and exhaust valve timing.


## HIGH CAPABILITY. HYBRID POWER.

Inventing the first luxury hybrid was only the first step to pushing the category further. The RX 450h boasts a 3.5-liter Atkinson-cycle V6 engine—paired with Lexus Hybrid Drive and an Electronically controlled Continuously Variable Transmission—for 308 total system horsepower,<sup>1</sup> instant torque delivery and AWD performance. The RX 450h also features a Super Ultra-Low Emission Vehicle (SULEV) rating and a 30-MPG combined estimate.<sup>2</sup>

Craving efficiency with an edge? The RX 450h F SPORT delivers bold styling and impressive hybrid fuel economy, plus an Adaptive Variable Suspension that's tuned for exceptional performance.



RXh F SPORT shown in Caviar // Options shown



## ALL-WHEEL DRIVE

Stay in control with Active Torque Control all-wheel drive. This intelligent system, available on the RX 350, monitors road conditions in real time, automatically shifting engine power between front and rear axles, while 100% of the power goes to the front wheels during normal driving conditions for improved efficiency. And standard on the RX Hybrid, electronic all-wheel drive features a rear electric motor that delivers instantaneous torque to the rear wheels automatically when you need it, with no friction loss.

RX F SPORT AWD shown in Matador Red Mica // Options shown



In addition to more aggressive styling inside and out, the RX F SPORT's exclusive features deliver even more control and exhilarating intensity. An Adaptive Variable Suspension lets you customize the shock absorber settings for improved ride comfort or reduced body lean as you enter and exit turns. The powerful V6 engine emits a throaty engine note when accelerating. And, putting thrilling performance right at your fingertips, paddle shifters offer lightning-fast upshifts and heart-racing split-second downshifts.

#### EXCLUSIVE PERFORMANCE DRIVE MODES

To help provide the highest level of responsiveness, the F SPORT comes equipped with exclusive drive modes. Sport S and S+ modes enhance steering and suspension, as well as switch the outer ring of the LFA-inspired tachometer to white. And Custom mode allows you to personalize everything from road feel to responsiveness.

## F SPORT PERFORMANCE

*Specially tuned by the same team behind the iconic LFA supercar, the RX F SPORT is engineered to spark attention and adrenaline.*



## F SPORT STYLING

The bold F SPORT perspective is obvious throughout the driver-centric interior. In addition to exclusive race-inspired instrumentation and bold aluminum accents, you'll find performance upgrades, including bolstered sport seats, a perforated leather-trimmed sport steering wheel, aluminum pedals and more.




RX F SPORT shown with Rioja Red leather and Scored Aluminum interior trim // Options shown

### F SPORT BOLSTERED SEATS

Signature race-inspired F SPORT bolstered seats provide the ideal posture, control and visibility for enhanced driving performance. Featuring a unique foam-injected construction and designed to contour to the needs of the driver, their low position helps place the driver's hip point as close as possible to the car's center of gravity, for a more dynamic driving experience.

### 20-INCH DARK GRAPHITE ALLOY WHEELS

Punctuating the attitude of the aggressive exterior, exclusive F SPORT 20-inch Dark Graphite alloy wheels<sup>3</sup> enhance the vehicle's lowered, powerful stance.



**RX 350 /  
RX 350 F SPORT**

295  
HORSEPOWER

V6  
3.5-LITER ENGINE

FWD  
STANDARD

8-SPEED  
ELECTRONICALLY CONTROLLED  
TRANSMISSION (RX) WITH  
PADDLE SHIFTERS (RX F SPORT)

7.7  
0-60 MPH (SEC)<sup>22</sup>

20/27/23  
CTY / HWY / CMB  
ESTIMATED MPG<sup>2</sup>

**RX 350 AWD /  
RX 350 F SPORT AWD**

295  
HORSEPOWER

V6  
3.5-LITER ENGINE

AWD  
STANDARD

8-SPEED  
ELECTRONICALLY CONTROLLED  
TRANSMISSION (RX) WITH  
PADDLE SHIFTERS (RX F SPORT)

7.9  
0-60 MPH (SEC)<sup>22</sup>

19/26/22  
CTY / HWY / CMB  
ESTIMATED MPG<sup>2</sup>

**RX 450h /  
RX 450h F SPORT**

308  
TOTAL SYSTEM  
HORSEPOWER<sup>1</sup>

V6  
3.5-LITER ATKINSON-CYCLE  
ENGINE + LEXUS HYBRID DRIVE

AWD  
STANDARD

ECVT  
ELECTRONICALLY CONTROLLED  
CONTINUOUSLY VARIABLE  
TRANSMISSION (RXh) WITH  
PADDLE SHIFTERS (RXh F SPORT)

7.9  
0-60 MPH (SEC)<sup>1,22</sup>

31/28/30  
CTY / HWY / CMB  
ESTIMATED MPG<sup>2</sup>

**STANDARD  
ON EVERY RX**

SmartAccess<sup>23,24</sup> with push-button Start/Stop  
Power rear door  
Drive Mode Select  
Dual-zone automatic climate control with interior air filter  
Power tilt-and-telescopic steering column  
Perforated NuLuxe interior trim  
Leather-trimmed steering wheel and shift knob  
Lexus Display<sup>18</sup> Audio with color multimedia display and Scout<sup>®</sup>  
GPS Link<sup>16,25</sup> with TurnStream.<sup>™</sup> Complimentary for the first six  
years of ownership.  
Voice Command with Bluetooth<sup>®19</sup> and USB smartphone  
connectivity  
Subscription-free Traffic and Weather updates via HD Radio<sup>™15</sup>  
Siri<sup>®</sup> Eyes Free<sup>26</sup>  
Power-adjustable front seats  
40/20/40-split folding, reclining<sup>5</sup> rear seats  
Electrochromic (auto-dimming) inside mirror and power-adjustable,  
heated outside mirrors  
Rain-sensing windshield wipers  
Backup camera<sup>27</sup>  
10 airbags<sup>28</sup>  
Bi-LED headlamps, LED foglamps and daytime running lights  
Electronic parking brake  
Lexus Enform Safety Connect<sup>29</sup> and Service Connect.<sup>30</sup>  
Complimentary for the first 10 years of ownership.  
Lexus Safety System+<sup>4</sup> (Pre-Collision System<sup>8</sup> with Pedestrian  
Detection,<sup>9</sup> All-Speed Dynamic Radar Cruise Control,<sup>12</sup> intelligent  
high-beam headlamps,<sup>13</sup> and Lane Departure Alert<sup>11</sup> with Lane Keep  
Assist)  
Complimentary maintenance services (please refer to the *Warranty  
and Services Guide* for details)



**INDIVIDUAL OPTIONS**

- A Premium Triple-Beam LED headlamps with washers, dynamic auto-leveling, LED turn signals, cornering lamps and taillamps
- Panorama glass roof and aluminum roof rails<sup>31,32</sup>
- Power moonroof and aluminum roof rails<sup>31,32</sup>
- Blind Spot Monitor<sup>33</sup> with Intuitive Parking Assist<sup>34</sup> and Rear Cross-Traffic Braking,<sup>35</sup> power-folding outside mirrors and Panoramic View Monitor<sup>17</sup>
- Touch-Free Power Rear Door<sup>7</sup>
- Blind Spot Monitor<sup>33</sup> with Intuitive Parking Assist<sup>34</sup> and Rear Cross-Traffic Braking,<sup>35</sup> and power-folding outside mirrors
- Intuitive Parking Assist<sup>34</sup> with Auto Braking<sup>36</sup>
- Heated and ventilated front seats
- Heated front seats
- Power-folding, 60/40-split, heated rear seats with heated and ventilated front seats
- Heads-Up Display
- Heated steering wheel

OVERALL LENGTH 192.5 IN / WHEELBASE 109.8 IN / WIDTH 74.6 IN (MIRRORS FOLDED) / HEIGHT 67.7 IN

**DIMENSIONS**



*"Highest in Customer Satisfaction with Dealer Service among Luxury Brands"*<sup>37</sup>

-J.D. POWER



## PREMIUM PACKAGE

- Lexus Memory System for driver's seat, outside mirrors and steering wheel
- Power-folding, electrochromic (auto-dimming) outside mirrors
- A Rear armrest storage compartment
- Leather interior trim
- Espresso Walnut, Matte Bamboo or Matte Linear Dark Mocha wood interior trim

## LUXURY PACKAGE

- Includes Premium Package, plus:
- 20-in split-five-spoke alloy wheels<sup>3</sup> with Superchrome and machined finish
- Heated wood- and leather-trimmed steering wheel
- Power cushion extender for driver's and front passenger's seats
- LED ambient interior illumination
- Semi-aniline leather interior trim
- Gray Sapele wood with Aluminum interior trim
- Illuminated door sills
- Manual rear-door sunshades

## NAVIGATION PACKAGE

- B Navigation System<sup>14</sup> with 12.3-in high-resolution split-screen multimedia display
- Remote Touch<sup>18</sup>
- 12-speaker Lexus Premium Sound System
- Dual-zone climate control with smog-sensing auto-recirculation mode
- Lexus Enform App Suite<sup>16</sup>
- Lexus Enform Destination Assist<sup>16</sup> Complimentary for the first year of ownership.

## NAVIGATION / MARK LEVINSON PACKAGE

- Includes Navigation Package, plus:
- Mark Levinson 15-speaker, 835-watt Premium Surround Sound Audio System



## COLD WEATHER PACKAGE

- Windshield wiper de-icer
- Auto-leveling headlamps and headlamp washers
- Fast-response interior heater

## TOWING PREP PACKAGE

- Heavy-duty radiator and cooling fan
- Engine and transmission oil coolers


## F SPORT

- Includes Premium Package, plus:
- F SPORT exterior styling including exterior badging, mesh grille, front spoiler and rear valance
- Cold-air intake with sound generator (RX 350)
- 20-in split-10-spoke alloy wheels<sup>3</sup> with Dark Graphite finish
- Sport-tuned Adaptive Variable Suspension with Sport S+ drive mode, and sport-tuned Electronic Power Steering
- Vehicle Dynamics Integrated Management<sup>38</sup>
- Perforated leather-trimmed F SPORT steering wheel and shift knob
- Heated and ventilated F SPORT front seats with enhanced bolsters
- Performance-inspired instrumentation
- Paddle shifters
- Black headliner
- Scored Aluminum interior trim
- Aluminum pedals and door-sill scuff plates
- LED ambient interior illumination

## ACCESSORIES

- All-weather floor liners<sup>39</sup> with cargo tray
- All-weather floor mats<sup>39</sup> with cargo tray
- C All-weather cargo tray
- Carpet cargo mat
- Cargo net<sup>40</sup>
- Illuminated door sills
- Emergency assistance kit
- Key gloves
- Running boards
- Roof rack cross bars<sup>31,32</sup>
- Body-side moldings
- Door edge guards
- Mudguards
- Alloy wheel locks
- Tow hitch receiver<sup>41,42</sup>

For a complete list of Genuine Lexus Accessories, visit [lexus.com/RX/accessories](http://lexus.com/RX/accessories). Options shown.



# WHEELS



18-in

Seven-spoke alloy wheels<sup>3</sup>  
STANDARD RX, RXh



20-in

Split-five-spoke alloy wheels<sup>3</sup> with  
Dark Silver and machined finish  
AVAILABLE RX, RXh



20-in

Split-10-spoke alloy wheels<sup>3</sup>  
with Dark Graphite finish  
STANDARD RX F SPORT

20-in

Split-five-spoke alloy wheels<sup>3</sup> with  
Superchrome and machined finish  
and interchangeable colored inserts  
STANDARD LUXURY PACKAGE



RXh shown in Nightfall Mica // Options shown



**RX 350 /  
RX 350 F SPORT**

**295  
HORSEPOWER**

**V6  
3.5-LITER ENGINE**

**RX 450h /  
RX 450h F SPORT**

**308  
TOTAL SYSTEM  
HORSEPOWER<sup>1</sup>**

**V6  
3.5-LITER  
ATKINSON-CYCLE ENGINE +  
LEXUS HYBRID DRIVE**

**30  
CMB ESTIMATED MPG<sup>2</sup>**

**WARRANTY** Four-year/50,000-mile Lexus Limited Warranty. Six-year/70,000-mile Powertrain Warranty. Six-year/unlimited-mileage Corrosion Perforation Warranty. Eight-year/100,000-mile Hybrid System Warranty. All warranties with zero deductible. See the *RX Warranty and Services Guide* at your Lexus dealer for details.

**DISCLOSURES** **1.** Ratings achieved using the required premium unleaded gasoline with an octane rating of 91 or higher. If premium fuel is not used, performance will decrease. **2.** Preliminary mileage estimates determined by Lexus. EPA mileage estimates not available at time of publishing. Actual mileage will vary. **3.** 18- or 20-in performance tires are expected to experience greater tire wear than conventional tires. Tire life may be substantially less than 15,000 miles (18-in) or 20,000 miles (20-in), depending upon driving conditions. **4.** Drivers are responsible for their own safe driving. Always pay attention to your surroundings and drive safely. System effectiveness is dependent on many factors including road, weather and vehicle conditions. See *Owner's Manual* for additional limitations and details. **5.** Do not allow passengers to sit in a seat that has been fully or severely reclined while driving. This feature is intended for use only when the vehicle is parked. While the vehicle is being driven, all vehicle occupants should have the seatback upright, sit well back in the seat and properly wear the seatbelts provided. In the event of a collision, the more the seat is reclined, the greater the risk of death or personal injury. See *Owner's Manual* for details. **6.** Use only if aware of circumstances surrounding vehicle and it is safe to do so (e.g., do not remotely start engine if vehicle is in an enclosed space). Functionality depends on many factors, such as vehicle and smartphone connectivity. Registration and app download are required. Subscription purchase required after trial. See usage precautions and service limitations in *Owner's Manual*. **7.** The touchless sensor can be affected by water, weather, dirt and other conditions. It may not operate promptly, or may operate unintentionally, under certain conditions. See *Owner's Manual* for details. **8.** The Lexus Safety System+ Pre-Collision System is designed to help avoid or reduce the crash speed and damage in certain frontal collisions only. It is not a substitute for safe and attentive driving. System effectiveness is dependent on many factors including road, weather and vehicle conditions. See *Owner's Manual* for additional limitations and details. **9.** The Pedestrian Detection System is designed to detect a pedestrian ahead of the vehicle, determine if impact is imminent and help reduce impact speed. It is not a substitute for safe and attentive driving. System effectiveness depends on many factors, such as speed, size and position of pedestrians and weather, light and road conditions. See *Owner's Manual* for additional limitations and details. **10.** Brake Assist is designed to help the driver take full advantage of the benefits of ABS. It is not a substitute for safe driving practices. Braking effectiveness also depends on proper vehicle maintenance, tire and road conditions. See *Owner's Manual* for additional limitations and details. **11.** Lane Departure Alert with Lane Keep Assist is designed to read visible lane markers under certain conditions and provide visual and audible alerts when lane departure is detected. It is not a collision-avoidance system or a substitute for safe and attentive driving. Effectiveness is dependent on many factors including road, weather and vehicle conditions. See *Owner's Manual* for additional limitations and details. **12.** Dynamic Radar Cruise Control is designed to assist the driver and is not a substitute for safe and attentive driving practices. System effectiveness is dependent on road, weather and traffic conditions. See *Owner's Manual* for additional limitations and details. **13.** Intelligent high beams operate at speeds above 25 mph. Factors such as a dirty windshield, weather, lighting and terrain limit effectiveness, requiring driver to manually operate the high beams. See *Owner's Manual* for additional limitations and details. **14.** Be sure to obey traffic regulations and maintain awareness of road and traffic conditions at all times. Availability & accuracy of the information provided by the Navigation System is dependent upon many factors. Use common sense when relying on information provided. Services & programming subject to change. Services not available in every city or roadway. Updates may be available from your dealer at an additional cost. See *Owner's Manual* for details. **15.** Be sure to obey traffic regulations and maintain awareness of road and traffic conditions at all times. HD Radio™ Technology manufactured under license from iBiquity Digital Corporation U.S. and Foreign Patents. HD Radio™ and the HD, HD Radio, and "Arc" logos are proprietary trademarks of iBiquity Digital Corp. **16.** Be sure to obey traffic regulations and maintain awareness of road and traffic conditions at all times. Apps/services vary by phone/carrier; functionality depends on many factors. Select apps use large amounts of data; you are responsible for charges. Apps & services subject to change. See [lexus.com/enform](http://lexus.com/enform) for details. **17.** The Panoramic View Monitor does not provide a comprehensive view of the area surrounding the vehicle. You should also look around outside your vehicle and use your mirrors to confirm surrounding clearance. Environmental conditions may limit effectiveness and view may become obscured. See *Owner's Manual* for details. **18.** Be sure to obey traffic regulations and maintain awareness of road and traffic conditions at all times. **19.** Concentrating on the road should always be your first priority while driving. Do not use the hands-free phone system if it will distract you. The Bluetooth® word mark and logos are registered trademarks owned by Bluetooth SIG, Inc. and any use of such marks by Lexus is under license. A compatible Bluetooth-enabled phone must first be paired. Phone performance depends on software, coverage & carrier. **20.** Face Time™ is a registered trademark of Apple Inc. All rights reserved. **21.** Mark Levinson® is a registered trademark of Harman International Industries, Inc. **22.** Performance figures are for comparison only and were obtained with prototype vehicles by professional drivers using special safety equipment and procedures. Do not attempt. **23.** The SmartAccess system may interfere with some pacemakers or cardiac defibrillators. If you have one of these medical devices, please talk to your doctor to see if you should deactivate this system. **24.** The engine immobilizer is a state-of-the-art anti-theft system. When you insert your key into the ignition switch or bring a SmartAccess fob into the vehicle, the key transmits an electronic code to the vehicle. The engine will only start if the code in the transponder chip inside the key/fob matches the code in the vehicle's immobilizer. Because the transponder chip is embedded in the key/fob, it can be costly to replace. If you lose a key or fob, your Lexus dealer can help. Alternatively, you can find a qualified independent locksmith to perform high-security key services by consulting your local Yellow Pages or by contacting [www.alo.org](http://www.alo.org). **25.** Availability & accuracy of the information provided by Scout® GPS Link is dependent upon many factors. Use common sense when relying on information provided. Services & programming subject to change. Services not available in every city or roadway. See [lexus.com/enform](http://lexus.com/enform) for details. Scout® is a registered trademark of Telenav, Inc. **26.** Always drive safely, obey traffic laws & focus on the road while driving. Siri® is available on select iPhone/iPad models & requires Internet access. Siri® is not available in all languages or all areas & features vary by area. Some Siri® functionality & commands are not accessible in the vehicle. Data charges may apply. See [apple.com](http://apple.com) & phone carrier for details. Siri® is a registered trademark of Apple Inc. **27.** The backup camera does not provide a comprehensive view of the rear area of the vehicle. You should also look around outside your vehicle and use your mirrors to confirm rearward clearance. Environmental conditions may limit effectiveness and view may become obscured. See *Owner's Manual* for additional limitations and details. **28.** All the airbag systems are Supplemental Restraint Systems. All airbags (if installed) are designed to inflate only under certain conditions and in certain types of severe collisions. To decrease the risk of injury from an inflating airbag, always wear seatbelts and sit upright in the middle of the seat as far back as possible. Do not put objects in front of an airbag or around the seatback. Do not use a rearward-facing child seat in any front passenger seat. See *Owner's Manual* for further information & warnings. **29.** Contact with the response center may not be available in all areas. Service Agreements required. A variety of subscription terms available; charges will vary. See [lexus.com/enform](http://lexus.com/enform) for details. **30.** Information provided is based on the last time data was collected from the vehicle and may not be up to date. System functionality depends on vehicle connectivity. **31.** Accessory roof rack cross bars with rails not recommended for luggage. **32.** Roof rack capacity is 165 lb (74 kg). See *Owner's Manual* for details. **33.** Do not rely exclusively on the Blind Spot Monitor. Always look over your shoulder and use your turn signal. There are limitations to the function, detection and range of the monitor. See *Owner's Manual* for additional limitations and details. **34.** Intuitive Parking Assist (IPA) is designed to assist drivers in avoiding potential collisions at speeds of 9 mph or less. Certain vehicle and environmental factors, including an object's shape and composition, may affect the ability of the IPA to detect it. Always look around outside the vehicle and use mirrors to confirm clearance. See *Owner's Manual* for additional limitations and details. **35.** Do not rely exclusively on the Rear Cross-Traffic Braking system. Always look over your shoulder and use your mirrors to confirm rear clearance. There are limitations to braking capability and the function, detection and range of the sensors. See *Owner's Manual* for additional limitations and details. **36.** Automatic Braking is intended to assist a driver, but it is the driver's responsibility to be aware of the vehicle's surroundings. The system cannot prevent all collisions, and performance is dependent on road, weather and vehicle conditions. See *Owner's Manual* for additional limitations and details. **37.** Lexus received the highest numerical score among 12 luxury brands in the J.D. Power 2017 U.S. Customer Service Index (CSI) Study, based on 70,342 total responses, measuring customer satisfaction with dealer and non-dealer service during the first 3 years of ownership, surveyed October–December 2016. Your experiences may vary. Visit [jdpower.com](http://jdpower.com). **38.** Vehicle Dynamics Integrated Management (VDIM) is an electronic system designed to help the driver maintain vehicle control under adverse conditions. It is not a substitute for safe and attentive driving practices. Factors including speed, road conditions, weather and driver steering input can all affect whether VDIM will be effective in preventing a loss of control. See *Owner's Manual* for additional limitations and details. **39.** All-weather floor liners/mats are model-specific with model names. Floor liners/mats are designed for use in a specific model and model year vehicle and SHOULD NOT be used in any other vehicle. To avoid potential interference with pedal operation, each liner/mat must be secured with its fasteners. Do not install a floor liner/mat on top of an existing floor liner/mat. **40.** Cargo and load capacity limited by weight and distribution. **41.** Please consult your Lexus dealer or *Owner's Manual* for towing and load specifications. **42.** Before towing, confirm your vehicle and trailer are compatible, hooked up and loaded properly and that you have any necessary additional equipment. Do not exceed any Weight Ratings and follow all instructions in your *Owner's Manual*. The maximum you can tow depends on the total weight of any cargo, occupants and available equipment.

Lexus strives to build vehicles to match customer interest, and thus they typically are built with popular options and option packages. Not all options/packages are available separately, and some may not be available in all regions of the country. See [lexus.com](http://lexus.com) for information about options/packages commonly available in your area. If you would prefer a vehicle without any or with different options, contact your dealer to check for current availability or the possibility of placing a special order. Specifications, features, equipment, technical data, performance figures, options, and color and trim are based upon information available at time of printing, are subject to change without notice, and are for mainland U.S.A. vehicles only. Some vehicles shown with available equipment. See your Lexus dealer for details. Lexus reminds you to wear seatbelts, secure children in rear seat, obey all traffic laws and drive responsibly. For more information, call 800-USA-LEXUS (872-5398) or visit [lexus.com](http://lexus.com). To learn more about your financing options, contact your Lexus dealer or call Lexus Financial Services at 800-874-7050.

